

December 2014

# MTZ (Belarus) tractors parts Illustrated Parts Catalog and Price list

The logo for MTZ Equipment Ltd. features the letters "MTZ" in a bold, black, sans-serif font. The letters are enclosed within a red, stylized oval shape that has a gradient effect, appearing to glow from the left. Below the "MTZ" text, the words "Equipment Ltd." are written in a black, cursive script font.

**MTZ**  
*Equipment Ltd.*

**Head Office:**

3-1136 Centre St., Ste. 124, Thornhill,  
Ontario, L4J 3M8 Canada

**Warehouse:**

2682 Highway 34, Hawkesbury,  
Ontario, K6A 2R2 Canada

**Parts Department contacts:**

Tel: 1-855-2GO-4MTZ x 222 (1-855-246-4689 x 222)

Fax: 1-647-933-9066

E-Mail: [spares@mtzequipment.com](mailto:spares@mtzequipment.com)

Website: [www.mtzequipment.com](http://www.mtzequipment.com)

**MTZ Equipment Ltd.**

**Notes:**

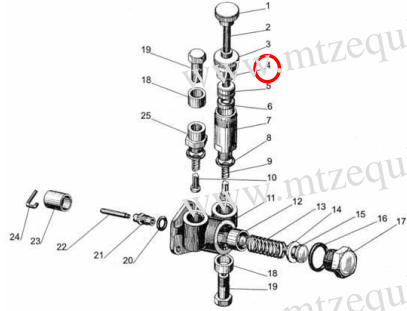

\*Pricing and description are subject to change without notice.

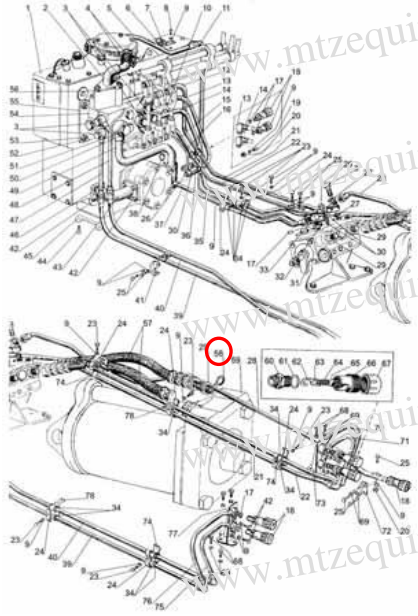

\*The list is not complete. If you do not find a part, call us. We might have it, or can get it promptly.

\*New/Replacement part numbers are listed in description. Example: 03082501110150 Use 21.054

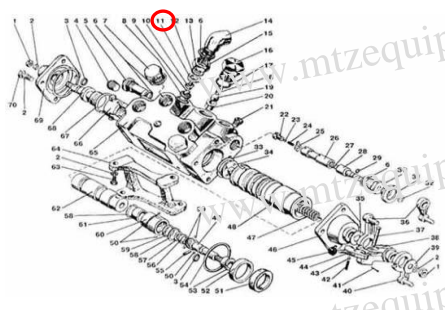

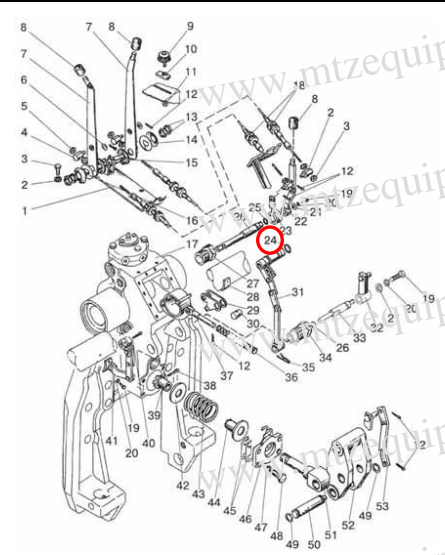

\*Some parts are available as part of a kit. Example: 0110163014inKit Part of Repair Service Kit RSK-3400015


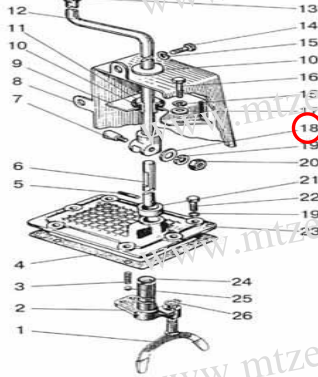

No.	Part# Short	Part# Long	Description	Weight, Kg	Price	Part number on the diagram	Diagram	Part Image
1	0060102514	006-010-25-1-4	Ring 006-010-25-1-4 GOST 18829-73/ GOST 9833-73	-	1.31			
2	00110141914	011-014-19-1-4	Ring 011-014-19-1-4 GOST 18829-73/ GOST 9833-73	-	1.31			
3	00110152524	011-015-25-2-4	Ring 011-015-25-2-4 GOST 18829-73/ GOST 9833-73	-	1.31			
4	0110163014inKit	011-016-30-1-4_ in_Kit	Part of Repair Service Kit RSK- 3400015		-			
5	0110163024	011-016-30-2-4	Ring 011-016-30-2-4 GOST 18829-73/ GOST 9833-73	-	1.31			
6	0120151924	012-015-19-2-4	Ring 012-015-19-2-4 GOST 18829-73/ GOST 9833-73	-	1.31			
7	0130172514	013-017-25-1-4	Ring 013-017-25-1-4 GOST 188	-	1.31			
8	0140171924	014-017-19-2-4	Ring 014-017- 19-2-4 GOST 18829-73/GOST 9833-73	-	1.31			
9	0152001	015200/1	Compressor for AC system		683.37			

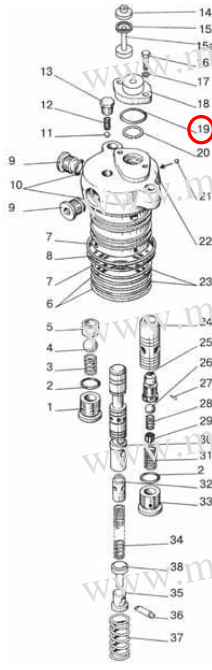

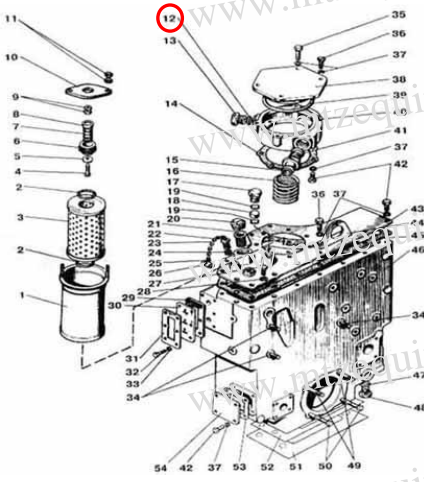

No.	Part# Short	Part# Long	Description	Weight, Kg	Price	Part number on the diagram	Diagram	Part Image
10	0160213021	016-021-30-2-1	Ring		1.31	#4		
11	01625033A	01625033A	Pneumatic hood lift					
12	01652033A	01652033A	Use 11.5.6308.010					
13	0170201924	017-020-19-2-4	Ring 017-020-19-2-4 GOST 18829-73/GOST 9833-73	-	1.31			

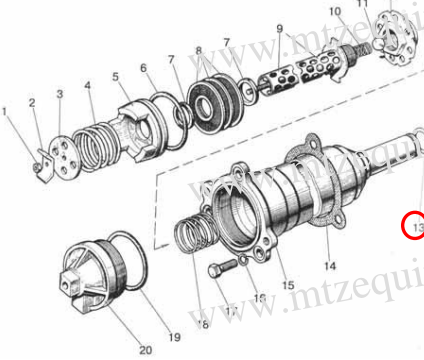

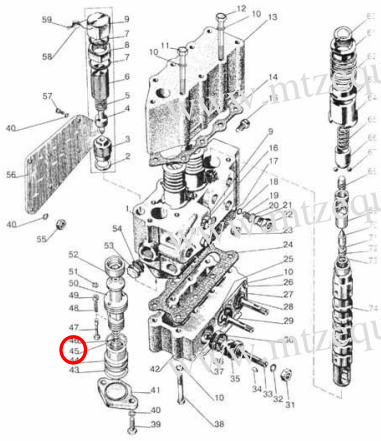

No.	Part# Short	Part# Long	Description	Weight, Kg	Price	Part number on the diagram	Diagram	Part Image
14	0170212522	017-021-25-2-2	Ring 017-021-25-2-2 GOST 188	-	1.31	#58		
15	0170223014	017-022-30-1-4	Ring 017-022-30-1-4 GOST 188	-	1.31			
16	0170223022inKit	017-022-30-2-2_in_Kit	Part of Repair Service Kit RSK-3400015					
17	0180222522inKit	018-022-25-2-2_in_Kit	Part of Repair Service Kit RSK-3400015					
18	0180222522inKit	018-022-25-2-2_in_Kit	Part of Repair Service Kit RSK-3400015					

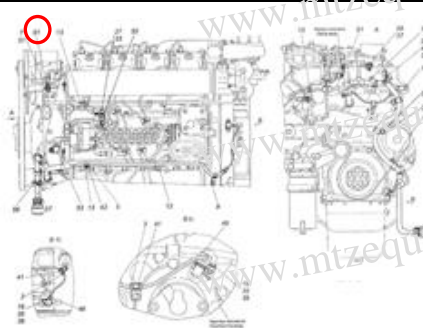







No.	Part# Short	Part# Long	Description	Weight, Kg	Price	Part number on the diagram	Diagram	Part Image
19	0180222523	018-022-25-2-3	O-ring 17.5X2.5MM	0.001	1.31	#11		
20	0190232524	019-023-25-2-4	Ring 019-023-25-2-4 GOST 18829-73/ GOST 9833-73	-	1.31	#24		
21	020003301	020003301	Fan diam. 455-11-47		-			
22	020003907	020003907	Fan		202.65			

No.	Part# Short	Part# Long	Description	Weight, Kg	Price	Part number on the diagram	Diagram	Part Image
23	0200242522	020-024-25-2-2	O-ring	0.001				
24	0200253014	020-025-30-1-4	Ring 020-025-30-1-4 GOST 188	-	1.31	#18		
25	0200253014B	020-025-30-1-4B	O-ring 19.5x3mm	0.001	1.31			
26	0200253015inKit	020-025-30-1-5_in_Kit	Part of Repair Service Kit RSK-3400015		-			

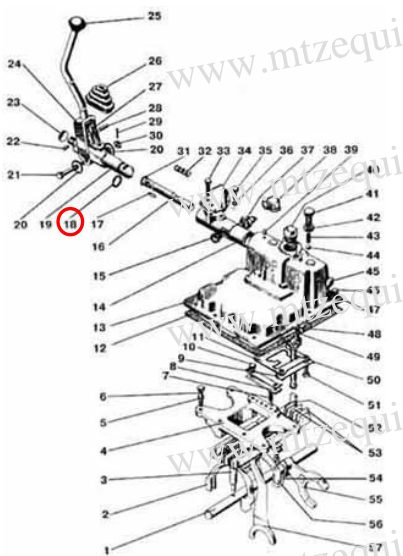

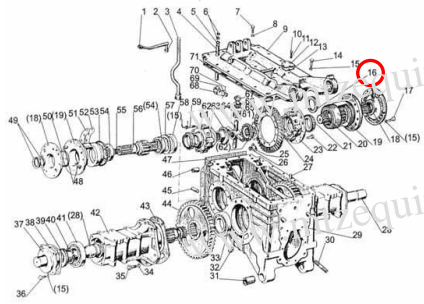

No.	Part# Short	Part# Long	Description	Weight, Kg	Price	Part number on the diagram	Diagram	Part Image
27	0210241922	021-024-19-2-2	Ring 021-024-19-2-2 GOST 18829-73/ GOST 9833-73	-	1.31	#19		
28	0210252514	021-025-25-1-4	Ring 021-025-25-1-4 GOST 18829-73/ GOST 9833-73	-	1.31	#12		

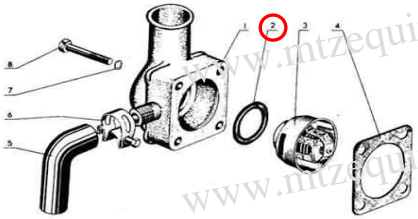

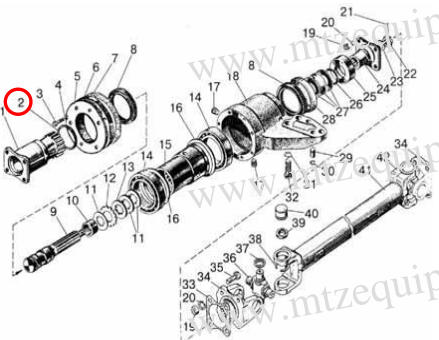

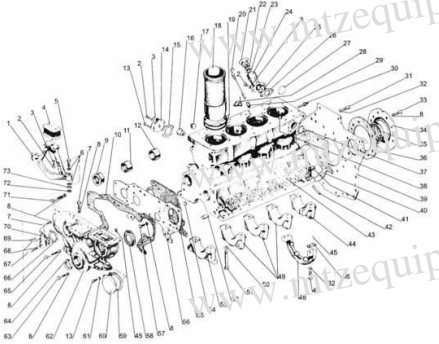

No.	Part# Short	Part# Long	Description	Weight, Kg	Price	Part number on the diagram	Diagram	Part Image
29	0220251914	022-025-19-1-4	Ring 022-025-19-1-4 GOST 18829-73/ GOST 9833-73	-	1.31	#13		
30	0240282514	024-028-25-1-4	Ring 024-028-25-1-4 GOST 188	-	1.31			
31	0250281922	025-028-19-2-2	O-ring (48-1003116)	0.001	1.31			
32	0250292522	025-029-25-2-2	Ring 025-029-25-2-2 GOST 188	-	1.31			
33	0250303014	025-030-30-1-4	Ring 025-030-30-1-4 GOST 188	-	1.31	#45		

No.	Part# Short	Part# Long	Description	Weight, Kg	Price	Part number on the diagram	Diagram	Part Image
34	0270323014	027-032-30-1-4	Ring 027-032-30-1-4 GOST 188	-	1.31			
35	0280333022	028-033-30-2-2	O-ring 27.5/3 (NSH46- 0505037) 27x3 mm	0.001	0.69			
36	0280364622	028-036-46-2-2	Ring 028-036- 46-2-2 GOST 18829-73/ GOST 9833-73	-	1.31			
37	0280364624	028-036-46-2-4	Ring 028-036- 46-2-4 GOST 18829-73/ GOST 9833-73	-	1.31			
38	0281002209	0 281.002.209	Coolant Temperature Sensor		47.03	#51		
39	0281006009	0 281.006.009	RPM Sensor (DG6)	0.065	47.47			



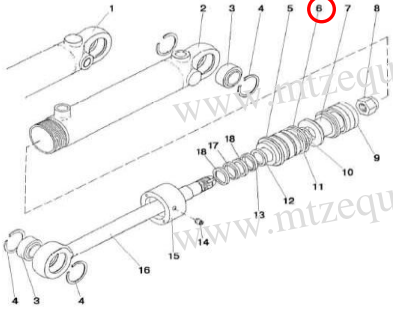

No.	Part# Short	Part# Long	Description	Weight, Kg	Price	Part number on the diagram	Diagram	Part Image
40	0281006102	0 281.006.102	Pressure and Temperature Sensor DS-S3-TF	0.032	81.53			
41	0281006103	0 281.006.103	Oil temperature and pressure Sensor DS-K-TF	0.047	102.68			
42	0281020112	0-281-020-112	Ei Control Unit EDC7UC31	1.680				

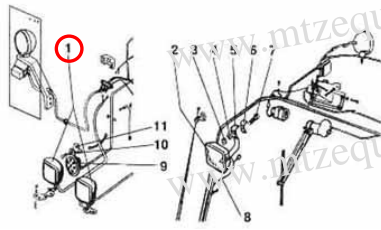
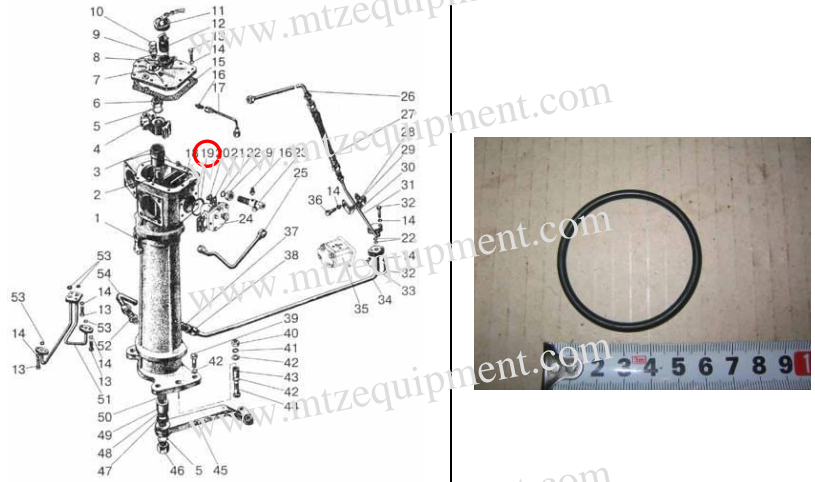


No.	Part# Short	Part# Long	Description	Weight, Kg	Price	Part number on the diagram	Diagram	Part Image
43	0300342514	030-034-25-1-4	Ring 030-034-25-1-4 GOST 188	-	1.31	#18		
44	03082501110150	03082501110150	Use 21.054	-	-			
45	0320362524	032-036-25-2-4	Ring 032-036-25-2-4 GOST 18829-73/ GOST 9833-73	-	0.69			
46	0350403014	035-040-30-1-4	Ring 035-040-30-1-4 GOST 188	-	1.31	#16		

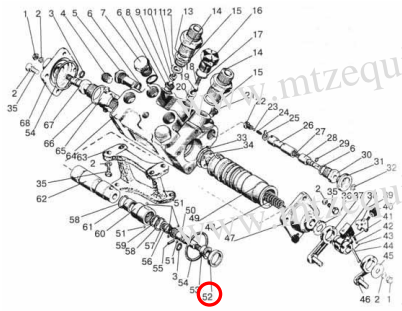

No.	Part# Short	Part# Long	Description	Weight, Kg	Price	Part number on the diagram	Diagram	Part Image
47	0370412521	037-041-25-2-1	Rectangular rubber O-Ring (or D15-004 ring D42x36-2-2)	0.001	0.69	#2		
48	0380464614	038-046-46-1-4	RING 038-046-46-1-4 GOST 18829-73/ GOST 9833-73	0.002	1.16	#2		
49	0420483021	042-048-30-2-1	O-ring (T28-3401047; D30-1005257)	0.001	1.46	#		
50	0420504624	042-050-46-2-4	Ring 042-050-46-2-4 GOST 188	-	1.31			

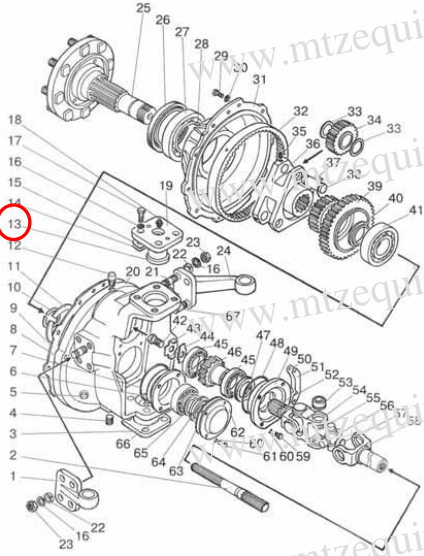

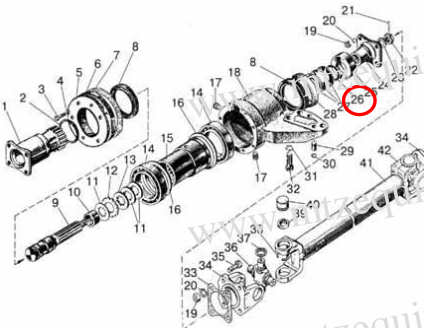



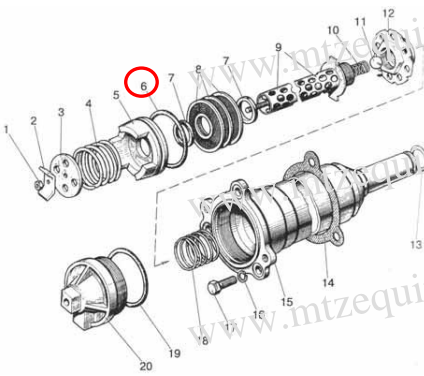

No.	Part# Short	Part# Long	Description	Weight, Kg	Price	Part number on the diagram	Diagram	Part Image
51	0431011	043101.1	Pressure Sensor for AC system		196.83			
52	0445020087	0 445 020 087	Inj Pump (CPN2.2)		5214.67			
53	0445120141	0 445 120 141	Injector CR1N2	0.659	1008.97			
54	0445226076	0-445-226-076	Distributor Tube HFR		683.63			
55	0450503022	045-050-30-2-2	Ring 045-050-30-2-2 GOST 188	-	1.31	#6		
56	0450513622	045-051-36-2-2	Ring 045-051-36-2-2 GOST 188	-	1.46			

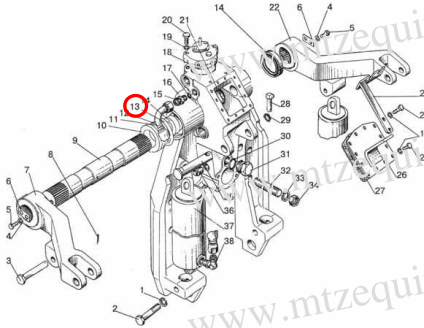

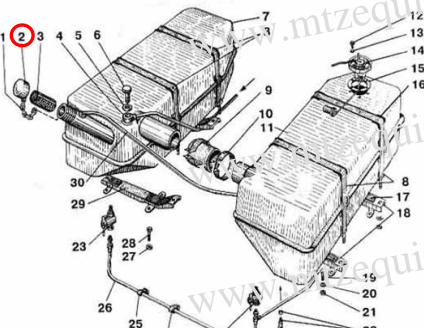

No.	Part# Short	Part# Long	Description	Weight, Kg	Price	Part number on the diagram	Diagram	Part Image
57	0480522524	048-052-25-2-4	Ring 048-052-25-2-4 GOST 18829-73/ GOST 9833-73	-	1.31			
58	049670	049670	Use 21.054					
59	05160000	05.160.000	Use 08.7101.000					
60	05178000	05.178.000	Square headlight			#1		
61	0540603614	054-060-36-1-4	Ring 054-060-36-1-4 GOST 188	-	1.46	#19		
62	0540603614inKit	054-060-36-1-4_ in_Kit	Part of Repair Service Kit RSK- 3400015		-			

To order: Call 1-855-2GO-4MTZ x222 (1-855-246-4689 x222) Fax: 1-647-933-9066 Email: spares@mtzequipment.com

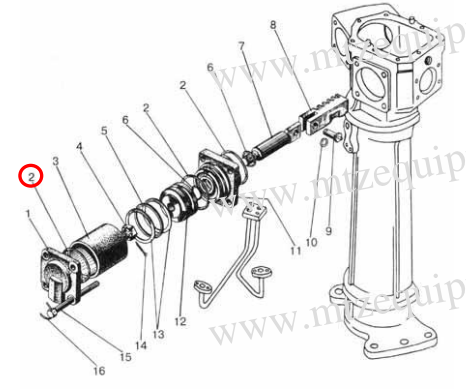

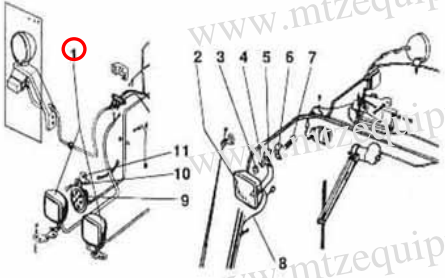

No.	Part# Short	Part# Long	Description	Weight, Kg	Price	Part number on the diagram	Diagram	Part Image
63	05409911A	054099.1/1A	Use 054180/0		-			
64	0541800	054180/0	Fan motor for AC system		410.73			
65	0550603024	055-060-30-2-4	Ring 055-060-30-2-4 GOST 188	-	1.46			
66	0550634614	055-063-46-1-4	Ring 055-063-46-1-4 GOST 18829-73/GOST 9833-73	-	1.46			
67	0560602522	056-060-25-2-2	O-ring		-	#52	 	

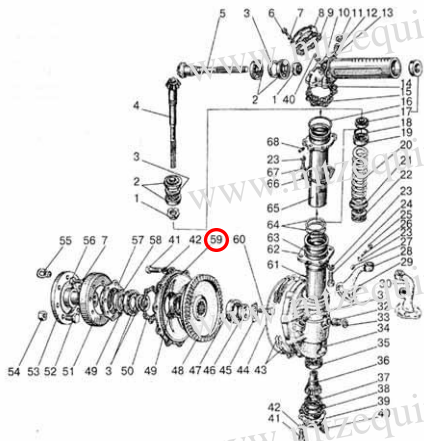

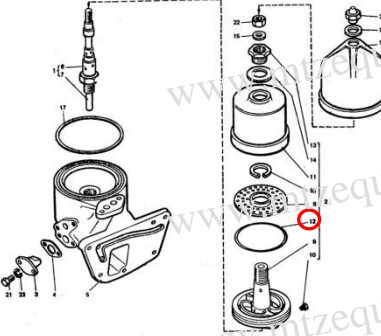

No.	Part# Short	Part# Long	Description	Weight, Kg	Price	Part number on the diagram	Diagram	Part Image
68	0550634624	055-063-46-2-4	O-Ring			#13		
69	0550655814	055-065-58-1-4	O-Ring	0.002	1.46	#26		

No.	Part# Short	Part# Long	Description	Weight, Kg	Price	Part number on the diagram	Diagram	Part Image
70	0590653624	059-065-36-2-4	Ring 059-065-36-2-4 GOST 188	-	1.46	#6		
71	0650755823	065-075-58-2-3	Use C75-1111043	-	-			
72	0660713022	066-071-30-2-2	Ring 066-071-30-2-2 GOST 18829-73/ GOST 9833-73	-	1.46			
73	068007R	068007R	Fan speed switch for AC system		50.27			
74	06828890	0682889/0	Thermostat for AC system		65.25			
75	0700805814	070-080-58-1-4	Ring 070-080-58-1-4 GOST 18829-73/ GOST 9833-73	0.010	1.46			
76	0750803014	075-080-30-1-4	Ring 075-080-30-1-4 GOST 188	-	1.46			

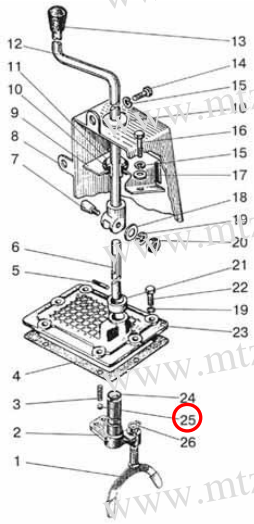

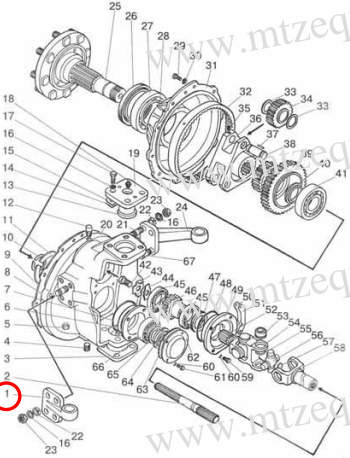

No.	Part# Short	Part# Long	Description	Weight, Kg	Price	Part number on the diagram	Diagram	Part Image
77	0790853622	079-085-36-2-2	Ring 079-085-36-2-2 GOST 18829-73/ GOST 9833-73	0.026	1.46	#13		
78	0821101063	082-1101063	Yoke/Holder MTZ 920	0.020	7.11	#2		
79	0821103010	082-1103010	Fuel Cap/Plug New Style- Plastic	0.040	8.19			


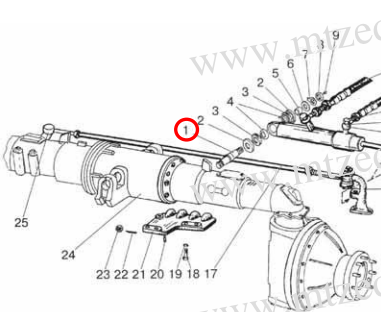

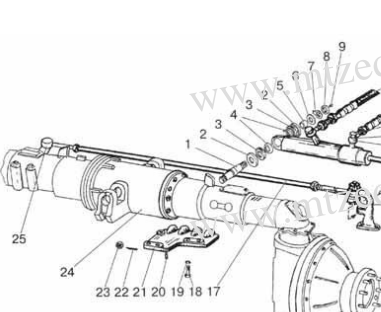



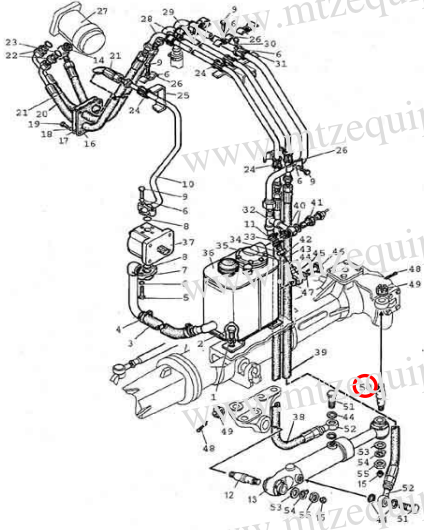

No.	Part# Short	Part# Long	Description	Weight, Kg	Price	Part number on the diagram	Diagram	Part Image
80	0850903014	085-090-30-1-4	Ring 085-090-30-1-4 GOST 188	-	1.46	#2		
81	0850903014inkit	085-090-30-1-4_in_kit	Part of Repair Service Kit RSK-3400015	-	-			
82	087101000	08.7101.000	Square head front headlight assembly (05.160.000)	0.880	113.00	#1		
83	0890953614	089-095-36-1-4	Ring 089-095-36-1-4 GOST 188	-	1.46			

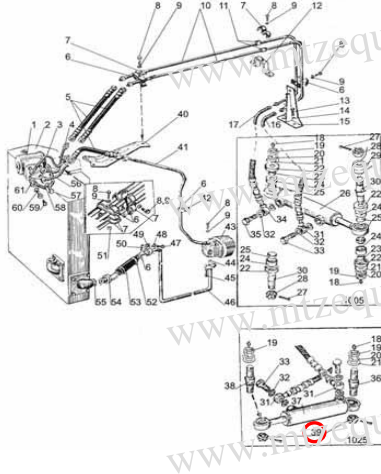

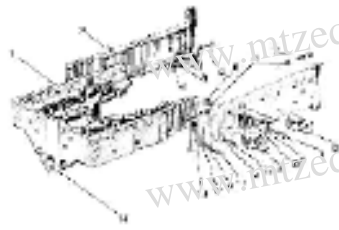
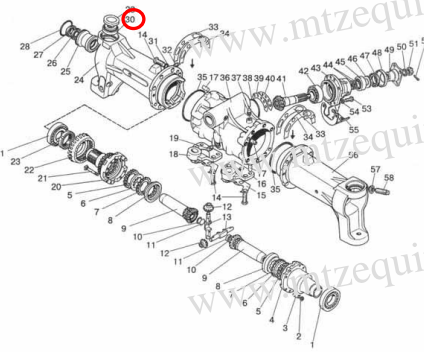

No.	Part# Short	Part# Long	Description	Weight, Kg	Price	Part number on the diagram	Diagram	Part Image
84	0951003024	095-100-30-2-4	O-Ring 95x3mm (0951003014)	0.005	1.46	#59		
85	0991053622	099-105-36-2-2	Ring 099-105-36-2-2 GOST 18829-73/ GOST 9833-73	-	1.46			
86	1001053024	100-105-30-2-4	Ring 100-105-30-2-4 GOST 188	-	1.61	#12		
87	1001741041	100-1741041	Discontinued, Fork			#3		




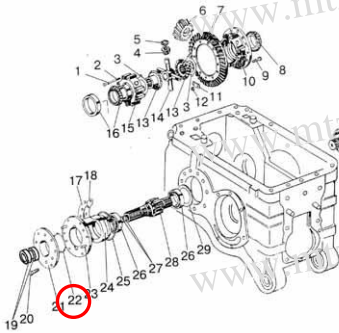

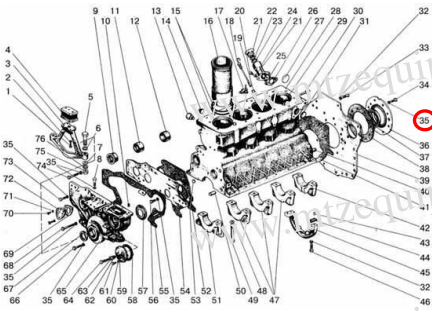

No.	Part# Short	Part# Long	Description	Weight, Kg	Price	Part number on the diagram	Diagram	Part Image
88	1001741046	100-1741046	Discontinued. Shaft					
89	10060	10.0-60	Ball 10mm (9922121)			#25		
90	10212308076	1021-2308076	Bracket		-	#1		

No.	Part# Short	Part# Long	Description	Weight, Kg	Price	Part number on the diagram	Diagram	Part Image
91	102309	102309	Roller Bearing	0.960	120.33	#	No diagram	
92	1023405103	102-3405103	S/Ram Pin 900 2WD (L=133mm; d1=28.5mm; d2=33mm; for bearing d=25mm/ L=17mm)	0.500	49.95	#1		
93	1023405103B	102-3405103-B	S/Ram Pin 900 2WD Long (for C50-3405215-01 and 72-2308075-01) (L=148mm; d1=28.5mm; d2=33mm; for bearing d=25mm)	0.500	49.95	#15		
94	1023405103Binkit	102-3405103-B_in_kit	Part of RK-1023405103-B	-	-			
95	1023405103inkit	102-3405103_in_kit	Part of Part of RK-1023405103	-	-			


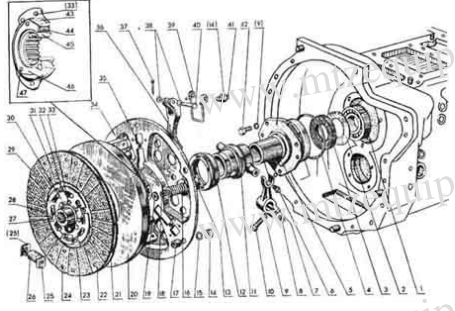

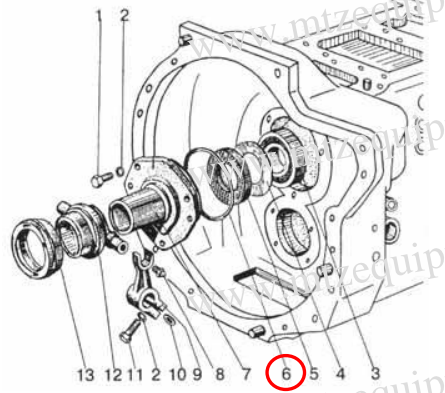

No.	Part# Short	Part# Long	Description	Weight, Kg	Price	Part number on the diagram	Diagram	Part Image
96	1023405111	102-3405111	S/Ram Pin 900/1000 FWD822/ FWD70	0.760	66.78			
97	1023405112	102-3405112	S/Ram Pin 1025 FWD70	0.630	66.78			
98	102340511201	102-3405112-01	S/Ram Pin 900/1000 FWD822 (for C63-3405115- 02 and 1021- 230876); (L=128mm; d1=28.5; d2=33mm; for bearing d=30mm, L=48mm)	0.580	70.16	#50		

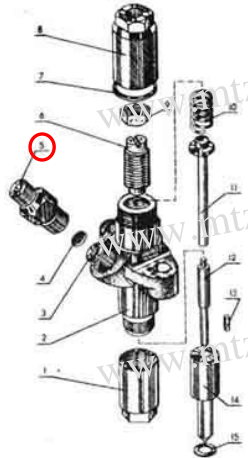

No.	Part# Short	Part# Long	Description	Weight, Kg	Price	Part number on the diagram	Diagram	Part Image
99	1023405113	102-3405113	Castle Nut C63 PIN (M27x1.5)	0.080	19.35	#39		
100	10252801120	1025-2801120	New beam mtz tractors			#0		
101	1027307A	1027307A	Bearing (1027307A GOST 27365) (31307) (27307A)	0.560	35.12	#30		

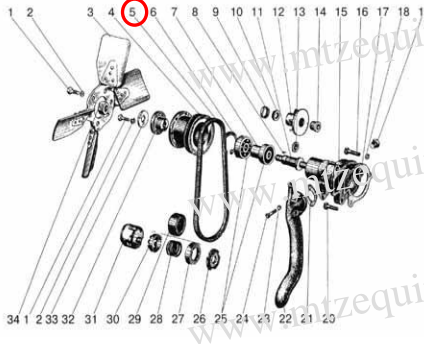

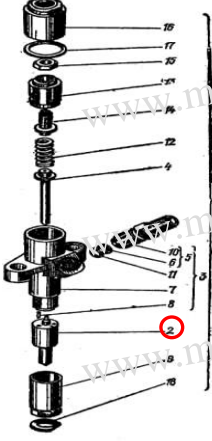

To order: Call 1-855-2GO-4MTZ x222 (1-855-246-4689 x222) Fax: 1-647-933-9066 Email: spares@mtzequipment.com

No.	Part# Short	Part# Long	Description	Weight, Kg	Price	Part number on the diagram	Diagram	Part Image
102	104	104	Bearing (6004)	0.060	12.93			
103	1041104014	104-110-40-1-4	O-Ring (C110-1414045)	0.003		#22		
104	10LOST3700111575	10L OST 37.001.115-75	Washer 10L OST 37.001.115-75	-	0.12			
105	10OT3700111575	10 OT 37.001.115-75	Washer 10 OT OST 37.001.115-75	-	0.12	#35		

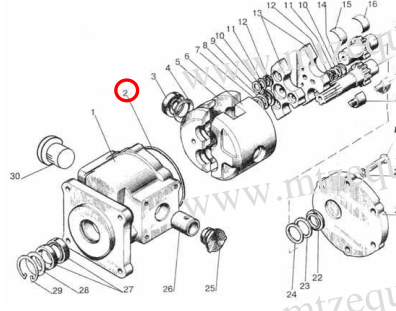

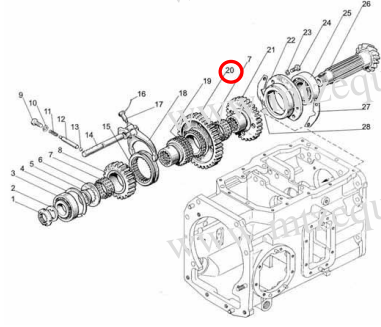

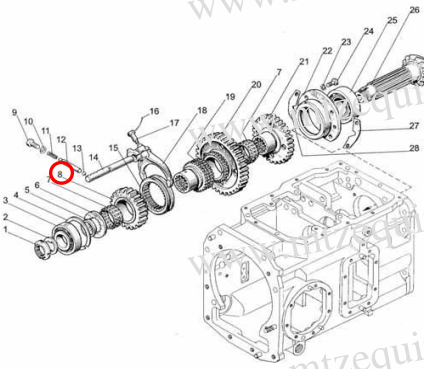



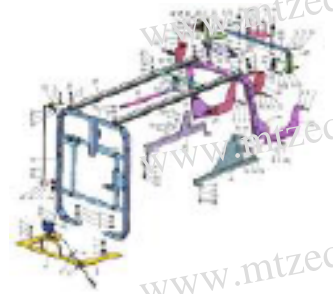

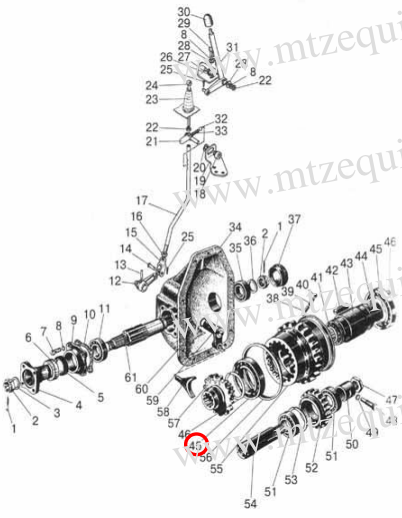

No.	Part# Short	Part# Long	Description	Weight, Kg	Price	Part number on the diagram	Diagram	Part Image
106	110	110	Bearing (6010)	0.255	28.53			
107	1101	1.1.01	Part of RK F80-3405101-B1 lubricator	-	-	#0		
108	1101153014	110-115-30-1-4	Ring 110-115-30-1-4 GOST 188	-	1.61	#6		

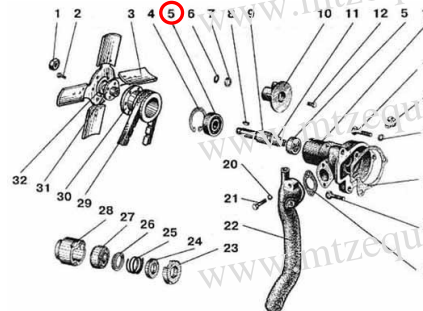

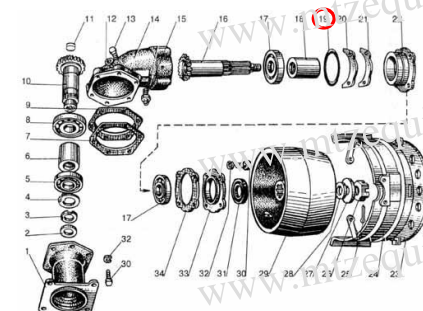

No.	Part# Short	Part# Long	Description	Weight, Kg	Price	Part number on the diagram	Diagram	Part Image
109	110129	1101.29	Plastic fuel Tank					
110	11101708010	11101708010	Use 260-1017060		-			
111	111112206	11.1112206	Copper injector washer, 22/28/1.5mm (washer 16-159)	0.003	2.52	#5		
112	111112208	111112208	Use 245-1111020		-			
113	1113747	1113747	Use 3747.40.01		-			
114	111417	111417	Allied cable Walvoil CD 2000 78		86.91			
115	1116x11x1220	1116x11x1220	Alternator Belt MTZ-1221, MTZ-50	0.220	18.35			

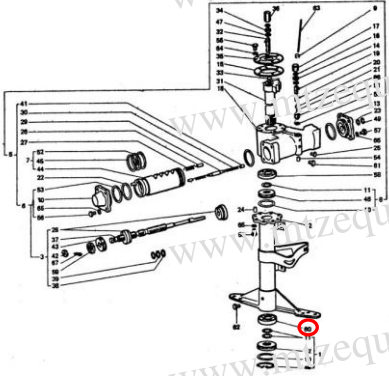


No.	Part# Short	Part# Long	Description	Weight, Kg	Price	Part number on the diagram	Diagram	Part Image
116	111x101250	1-11x10-1250	Fan Belt 6RK-1250 MTZ-82/920/1025	0.175	7.43	#5		
117	1120X40INKIT	1.1-20X40_IN_KIT	Part of RK-UTN4-NS					
118	112111211010	112.1112110.10	Fuel Atomizer (nozzle) SMD-60/62	0.054	65.72	#2		

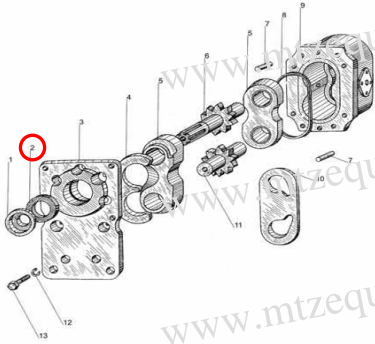




No.	Part# Short	Part# Long	Description	Weight, Kg	Price	Part number on the diagram	Diagram	Part Image
119	1121183622	112-118-36-2-2	Pump O-Ring 110X3 MM -245 BUNA	0.005	3.29	#2		
120	1121701312	112-1701312	Gear (z=42)	5.300	360.86	#20		
121	1121701314	112-1701314	Gear, z=30 MTZ-1025/1221	2.550	296.28	#8		
122	1121701361	112-1701361	Gear	1.520	294.45			
123	112x20	112x20	Use 942303		-			

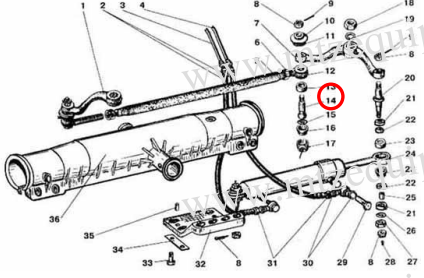

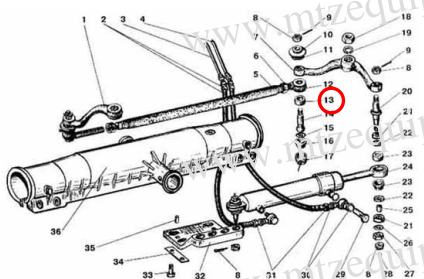

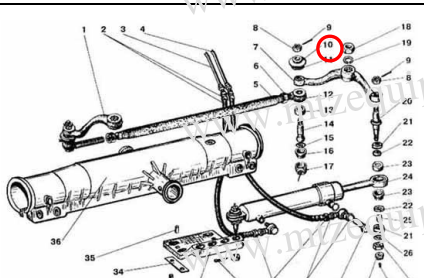

No.	Part# Short	Part# Long	Description	Weight, Kg	Price	Part number on the diagram	Diagram	Part Image
124	112X20T	11.2X20T	TUBE		49.95			
125	113616	113616	Allied block/cable adaptor nimvo CV45		57.09			
126	1138X581	1138X581	Use 942111		-			
127	1151203021	115-120-30-2-1	Ring Set		4.22			
128	1151203021INKIT	115-120-30-2-1_IN_KIT	Part of D-243-EGK-ESK					
129	1156308010	11.5.6308010	Pneumatic hood lift			#25		
130	115K5	115K5	Bearing 115K5 GOST 8338-75	0.640	33.12	#45		

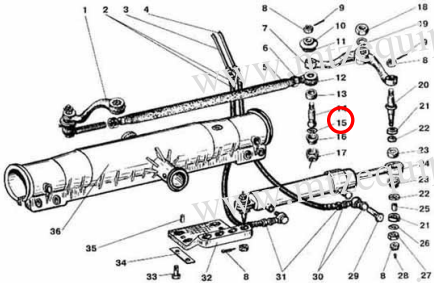

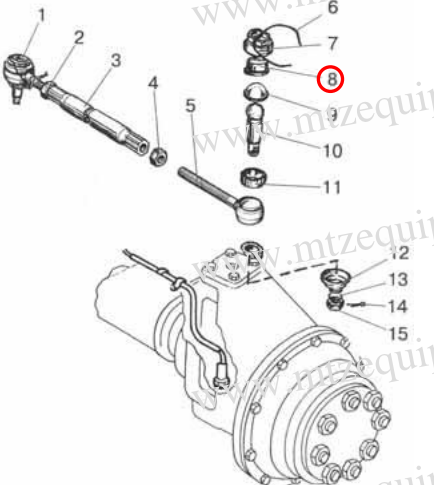

No.	Part# Short	Part# Long	Description	Weight, Kg	Price	Part number on the diagram	Diagram	Part Image
131	1160305	1160305	Bearing		26.55	#5		
132	1166308010	11.6.6308010	Use 21.054	0.375				
133	11720720	11 720 720	Glow Plug		37.26			
134	11C6	11C6	Grease Fitting		1.83			
135	1201253014	120-125-30-1-4	Ring 120-125-30-1-4 GOST 9833-73	-	2.07	#19		

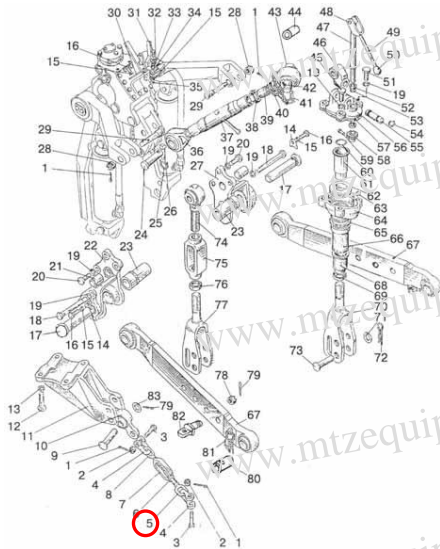
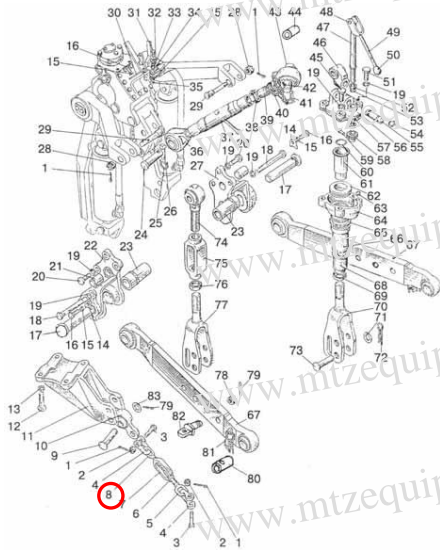
No.	Part# Short	Part# Long	Description	Weight, Kg	Price	Part number on the diagram	Diagram	Part Image
136	1207	1207	Spherical Ball Bearing	0.420	28.08	#60		
137	12115KM	12115KM	Use 6-12115km Bearing (NF213)	-	-			
138	1212108	12-12108	Use 70-1702125		-			
139	1212373705	1212373705	Use 3710.325		-			
140	1212373706	1212-3737-06	Use 3710.65.1					
141	1212373706	1212.3737-06	Use 3710.345					

No.	Part# Short	Part# Long	Description	Weight, Kg	Price	Part number on the diagram	Diagram	Part Image
142	1216x301	1.2-16x30-1	Collar/Oil Seal- 16X30X7 DBL LIP	0.012	6.05	#2		
143	12200000010REH	1220-0000010REH	User Manual 1220.1/1220.3	-	-			
144	1220300301001	1220-3003010-01	Tire Rod	7.300	410.73			
145	12203003020A01In Kit	1220-3003020A01_In_Kit	Part of 1220-3003010-01. L/H/ Tire Rod	-	-			
146	12203003020AInKit	1220-3003020A_In_Kit	Part of 1220-3003010-01 . R/H/ TIRE ROD	-	-			



No.	Part# Short	Part# Long	Description	Weight, Kg	Price	Part number on the diagram	Diagram	Part Image
147	12203003021	1220-3003021	Ball Pin, D=36 mm	0.400	49.65	#14		
148	12203003023	1220-3003023	Lower bushing/Upper Shell	0.01	4.37	#13		
149	12203003025	1220-3003025	Rubber cover/boot/ hood	0.028	13.7	#10		
150	12203003025InKit	1220-3003025_In_Kit	Part of 1220-3003010-01, Rubber Hood		-			

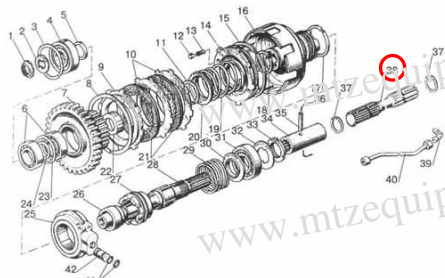

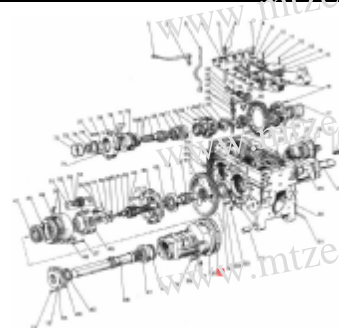

No.	Part# Short	Part# Long	Description	Weight, Kg	Price	Part number on the diagram	Diagram	Part Image
151	12203003027	1220-3003027	Guide/Shell	0.008	4.37	#15		
152	12203003028	1220-3003028	Upper bushing/Shell/ lower insert	0.012	5.13	#8		

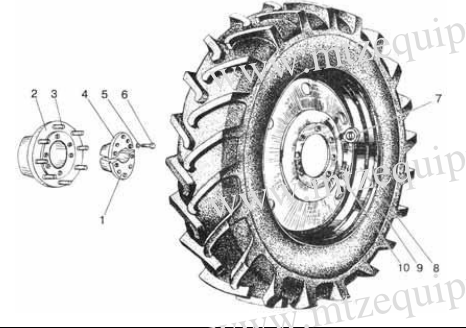

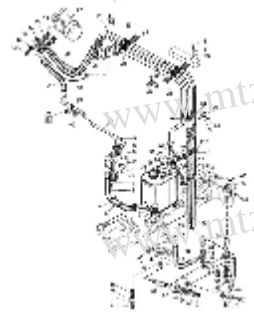

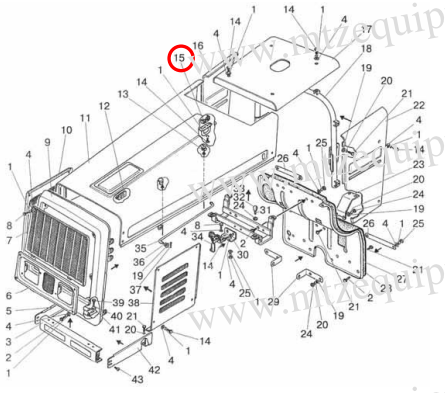
No.	Part# Short	Part# Long	Description	Weight, Kg	Price	Part number on the diagram	Diagram	Part Image
153	12204605102	1220-4605102	R/h screw		-	#5		
154	1220460510201	1220-4605102-01	L/h screw		-	#8		

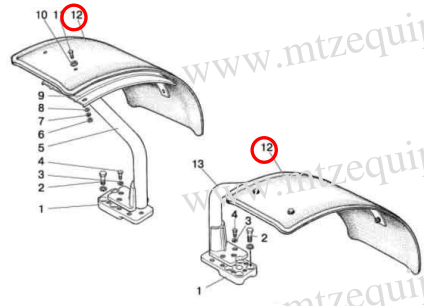

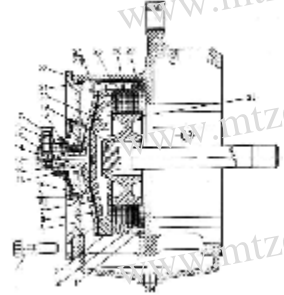




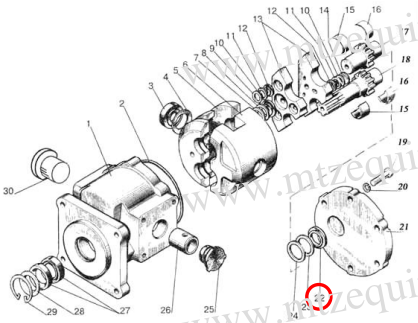


No.	Part# Short	Part# Long	Description	Weight, Kg	Price	Part number on the diagram	Diagram	Part Image
155	12204605103	1220-4605103	Buckle		-	#7		
156	12204605120	1220-4605120	Buckle assembly	4.500	-	#0		
157	12204605503	1220-4605503	Pin	1.500	49.50			
158	1220460563004	1220-4605630-04	R/H Rod					

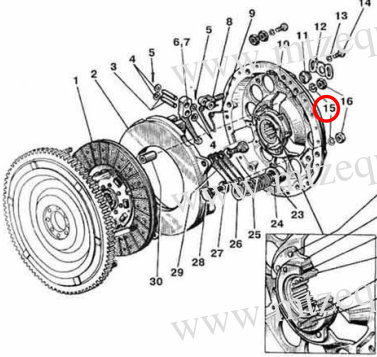

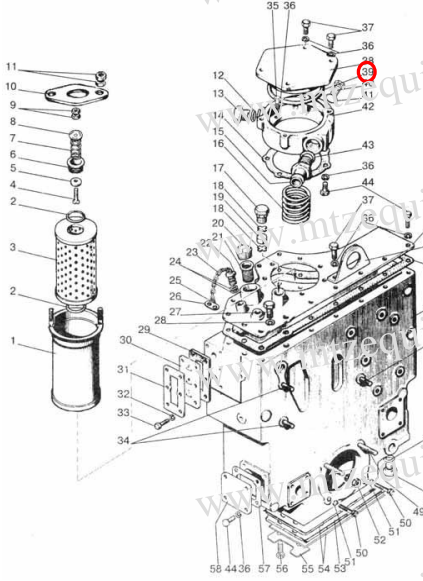

To order: Call 1-855-2GO-4MTZ x222 (1-855-246-4689 x222) Fax: 1-647-933-9066 Email: spares@mtzequipment.com

No.	Part# Short	Part# Long	Description	Weight, Kg	Price	Part number on the diagram	Diagram	Part Image
159	12210000010KDS	1221-0000010KDS	Parts book for 1221 series		61.20			
160	12210000010RRS	1221-0000010 RRS	Assembly/Disassembly/Service manual MTZ 1221.2/122					
161	12211802042	1221-1802042	18-18 spline	2.46		#38		
162	12212407056	1221-2407056	Shim	0.030	3.60			
163	12212407552	1221-2407552	Gasket	0.035		#35		

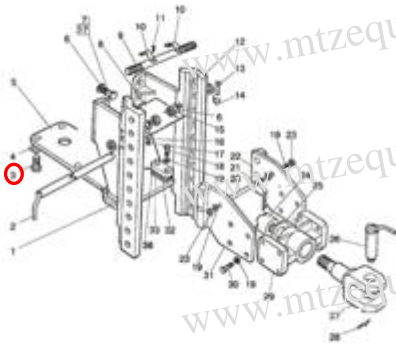
No.	Part# Short	Part# Long	Description	Weight, Kg	Price	Part number on the diagram	Diagram	Part Image
164	12213109030	1221-3109030	Spacer of Double Rear Wheels (width 300mm) for tir	41.000		#0		
165	12213407140A01	1221-3407140-A-01	Valve, 2 x 1221-3407140-A-0 Valve			#41		
166	12213KM	12213KM	Bearing	1.050	96.93			
167	12216708901A	1221-6708901-A	Glass	7.400	105.03			
168	12218402420	1221-8402420	Latch	0.130		#15		

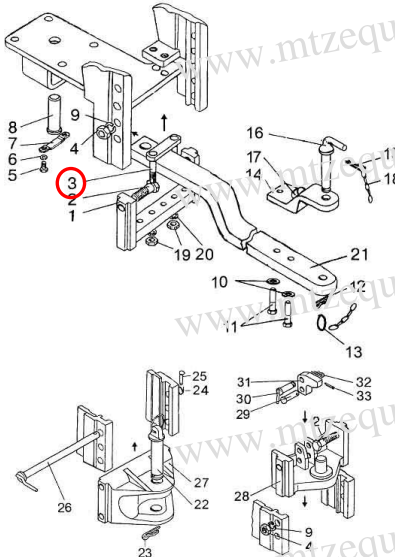

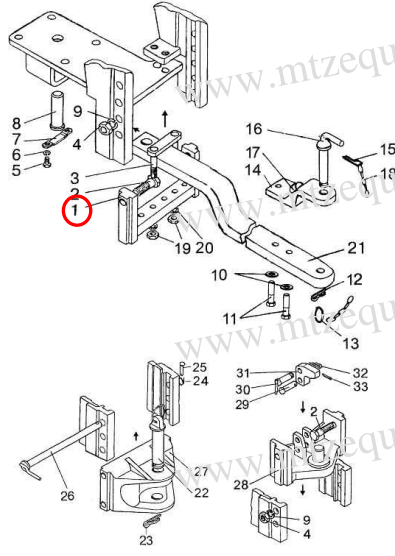

No.	Part# Short	Part# Long	Description	Weight, Kg	Price	Part number on the diagram	Diagram	Part Image
169	12218403014B102	1221-8403014-B1-02	Front fender	2.400	242.73	#12		
170	1221840303014B102	1221-840303014B102	For MTZ 920		-			
171	1221M2409051	1221M-2409051	Gasket			#22		
172	122201020	122201020	Use 469-2201023		-			
173	12223000012	1222-3000012	Pin / Oscillating Axle		144.81			

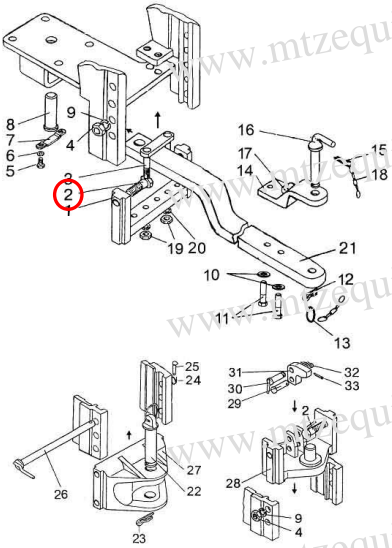

No.	Part# Short	Part# Long	Description	Weight, Kg	Price	Part number on the diagram	Diagram	Part Image
174	1225x421	1.2-25x42-1	Collar/ Oil Seal - 25x42x12 DBL Lip	0.014	7.43	#22		
175	1225x421inkit	1.2-25x42-1_in_ kit	Part of RK- NSH32m					
176	12309	12309	Roller Bearing	0.870	59.60			
177	123803115	12.3803-115	Use 3803.170					
178	123803116	12.3803-116	Use 3803.180					
179	12380346	12.3803-46	Use 3803.160					
180	1238KH581	1.2-38KH58-1	Collar 1.2-38KH58-1 GOST 8752	0.030	5.58			
181	1285x1104	1.2-85x110-4	Oil Seal/Collar- 85X110X12 DBL LIP	0.009	14.76			

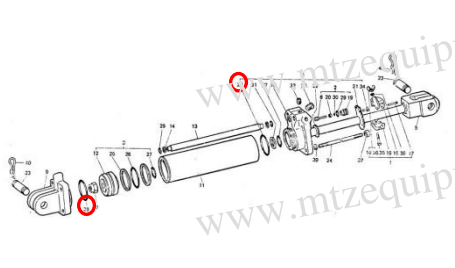

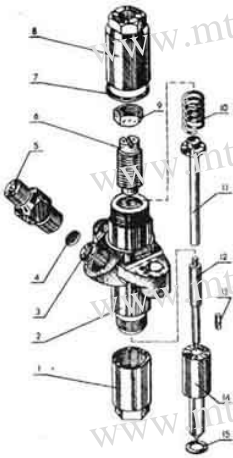

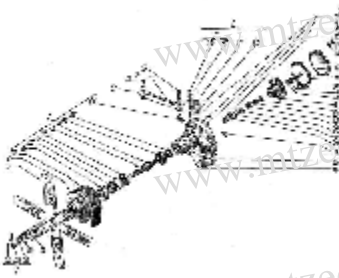
No.	Part# Short	Part# Long	Description	Weight, Kg	Price	Part number on the diagram	Diagram	Part Image
182	12OTOST 3700111575	12OT OST 37.001.115-75	Washer 12 OT OST 37.001.115-75	0.010	0.39	#15		
183	1301353014	130-135-30-1-4	Ring 130-135-30-1-4 GOST 188	-	1.61			
184	1301353024	130-135-30-2-4	O-Ring	0.005	4.05	#39		

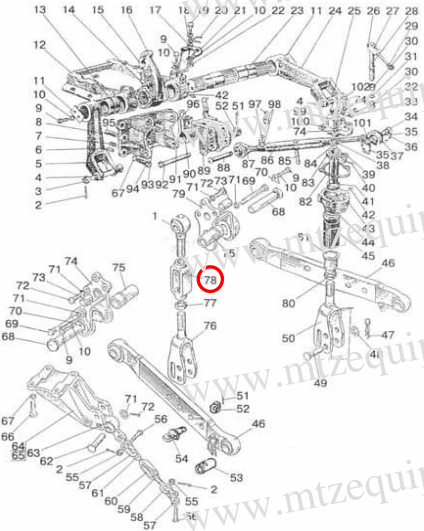

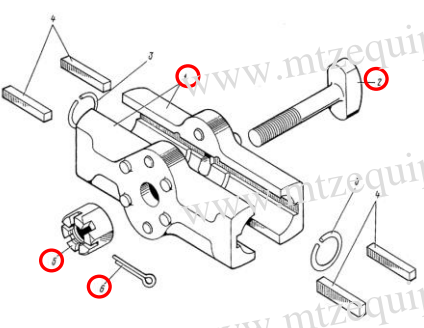



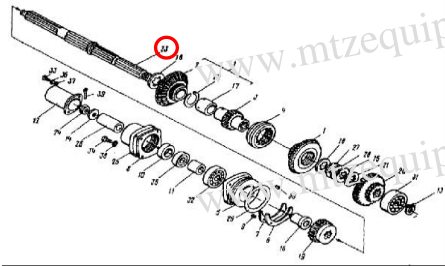

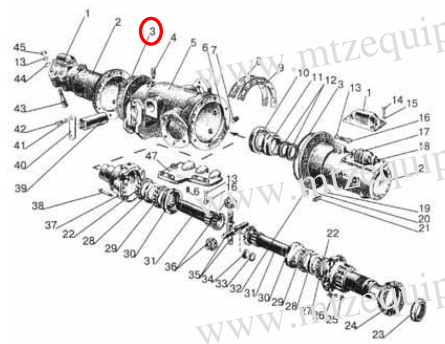

No.	Part# Short	Part# Long	Description	Weight, Kg	Price	Part number on the diagram	Diagram	Part Image
185	1301405822	130-140-58-2-2	Ring 130-140-58-2-2 GOST 18829-73/ GOST 9833-73	0.010	2.99			
186	1313716010B	131-3716010-B	Use 7303.3716		-			
187	132001	132-001	Use 574093		-			
188	13211301015	1321-1301015	Water radiator		-			
189	13212707014	1321-2707014	Bolt		-	#3		

No.	Part# Short	Part# Long	Description	Weight, Kg	Price	Part number on the diagram	Diagram	Part Image
190	13222707120B	1322-2707120-B	Bracket		-	#3		
191	13222707130	1322-2707130	Cross member		-	#1		

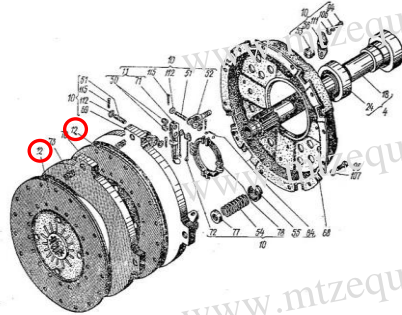

No.	Part# Short	Part# Long	Description	Weight, Kg	Price	Part number on the diagram	Diagram	Part Image
192	13222707133	1322-2707133	Bolt	-	-	#2		
193	133806	133806	Use 3806.10.01	-	-			
194	1351403622	135-140-36-2-2	Ring 135-140-36-2-2 GOST 18829-73/ GOST 9833-73	-	1.76			
195	13638M	13.6-38M	Tube for 13.6x38 tire		178.47			
196	136x20	136x20	Use 733325		-			
197	136X20T	136X20T	Tire Tube 136x20 & 70/360-14	2.000	65.57			

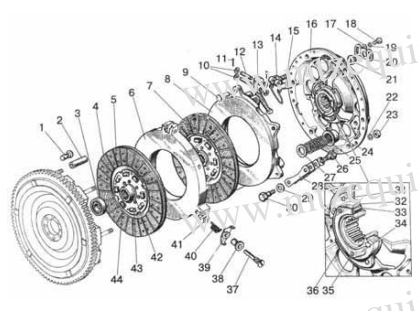

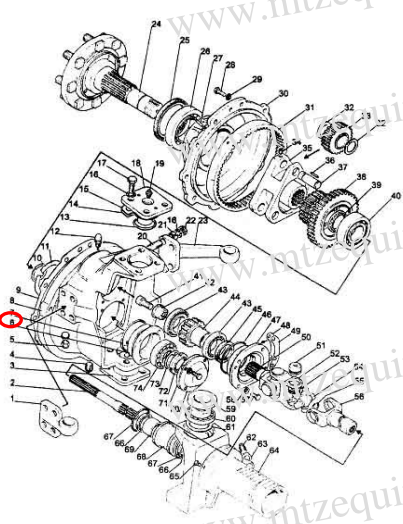

No.	Part# Short	Part# Long	Description	Weight, Kg	Price	Part number on the diagram	Diagram	Part Image
198	14014536	140-145-36	O-ring	0.010	5.90	#28		
199	14111201001	14.1112010-01	Fuel Injector Assembly 187mm/7.36" with 4 hole for old engines D-243/D-242/ D-244	0.720	137.16	#0		
200	141112110A	14.1112110-A	Atomizer		59.60			
201	141112110A Duplicate	14.1112110-A Duplicate	Use 6A1-20s2-40		-			
202	141312	141312	Gland Washer		3.60	#23		

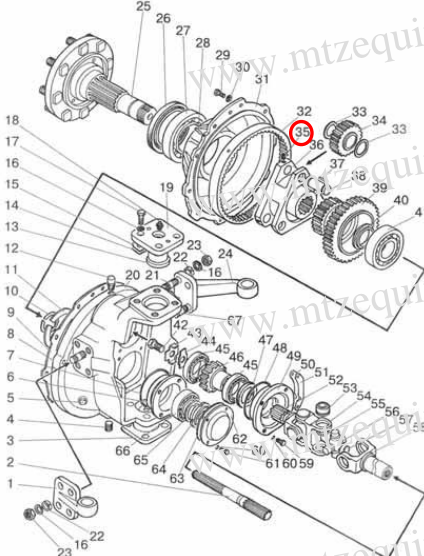
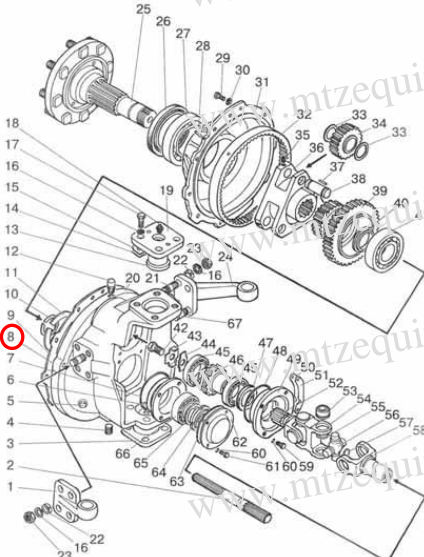
No.	Part# Short	Part# Long	Description	Weight, Kg	Price	Part number on the diagram	Diagram	Part Image
203	1421702032	142-1702032	Ball Bush (2-Gearstick)	0.060	28.99			
204	1424605422	142-4605422	Turnbuckle	2.440	49.95	#78		
205	14360011	14.36.001-1	Coupling side plate/housing	1.320	66.78	# 1, 2, 5, 6		

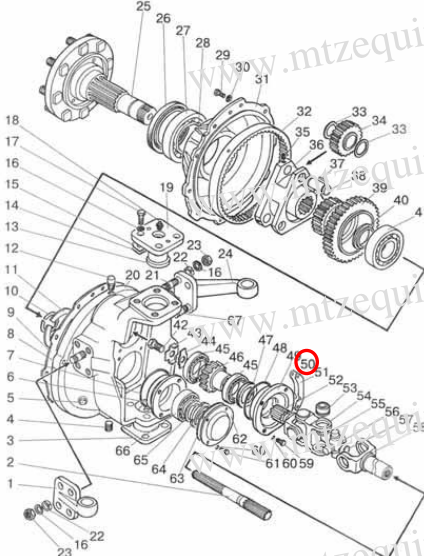

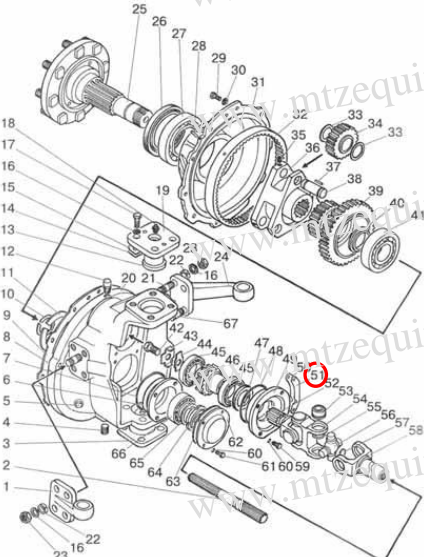

No.	Part# Short	Part# Long	Description	Weight, Kg	Price	Part number on the diagram	Diagram	Part Image
206	14373014	14.37.301-4	Shaft, old style (L=480mm)	4.000	142.07	#23		
207	143807010	143807010	Use EI8008M-3	-	-			
208	1451112110	1451112110	Use 6A1-20S2-50.1	-	-			
210	149R30	149R30	Tire 14.9R30 TL BEL 163 (380/85R30)	94.000	928.10			
211	14OTOST 3700111575	14OT OST 37.001.115-75	Washer 14 OT OST 37.001.115-75	0.010	0.22			
212	1501553614	150-155-36-1-4	Ring 150-155-36-1-4 GOST 188	-	2.99	#3		



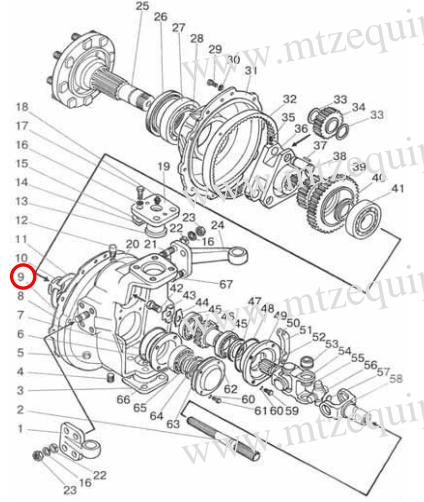

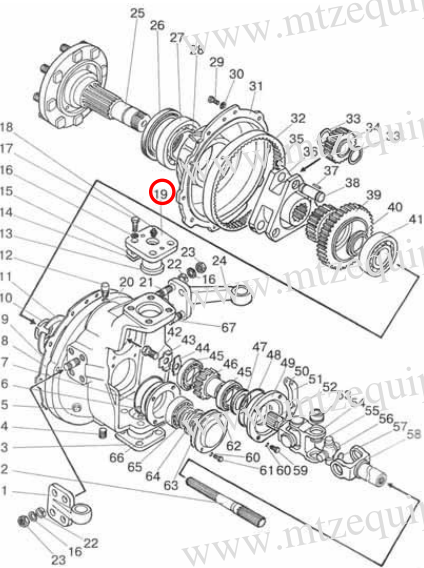

No.	Part# Short	Part# Long	Description	Weight, Kg	Price	Part number on the diagram	Diagram	Part Image
213	150210242	150.21.024-2	Driven disk for SMD-62	7.250	142.07	#12		
214	150x701	150x701	Ring	-	-			
215	15120154	15.120.154	Bushing 920/Incert of middle cover (starter AZJ)	0.012	7.11			
216	15120243	15.120.243	Bearing bush.920, of AZJ starter (d=14.4mm; D=18mm)	0.010	8.04			
217	152016010092	1520-16010092	Middle disc	-	-			

No.	Part# Short	Part# Long	Description	Weight, Kg	Price	Part number on the diagram	Diagram	Part Image
218	15201601085	1520-1601085	Middle Disc MTZ-1221 (6.37-41)	12.3		#0		
219	15202308002	1520-2308002	Cup (Sleeve)	0.710	60.66	#6		
220	15202308003	1520-2308003	Gasket	-	3.29			

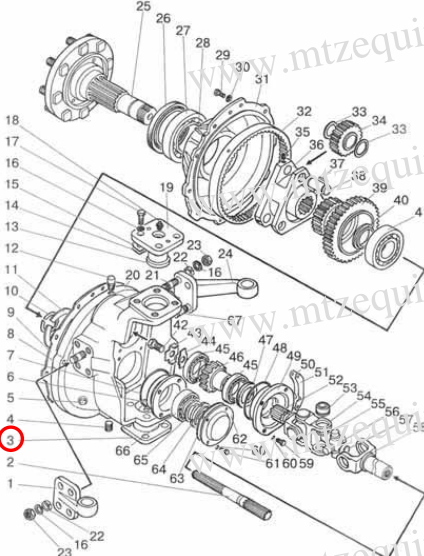

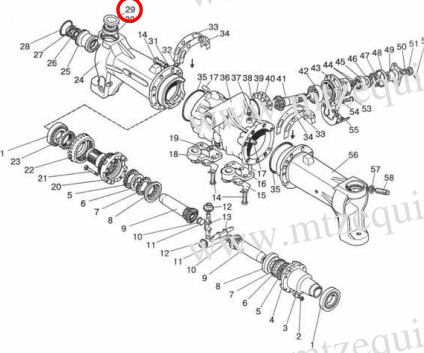

No.	Part# Short	Part# Long	Description	Weight, Kg	Price	Part number on the diagram	Diagram	Part Image
221	15202308011	1520-2308011	Screw			#35		
222	15202308015	1520-2308015	Casing	45.000		#8		

No.	Part# Short	Part# Long	Description	Weight, Kg	Price	Part number on the diagram	Diagram	Part Image
223	15202308021	1520-2308021	Adj. Shim	0.006		#50		
224	1520230802101	1520-2308021-01	Adj. Shim	0.014		#51		
225	1520230802420	1520-2308024-20	Double Joint		435.51			

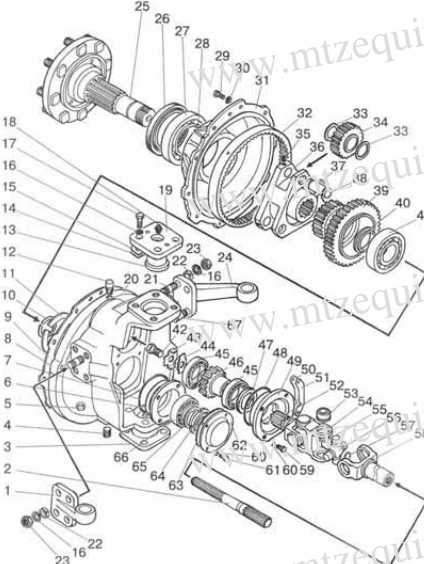
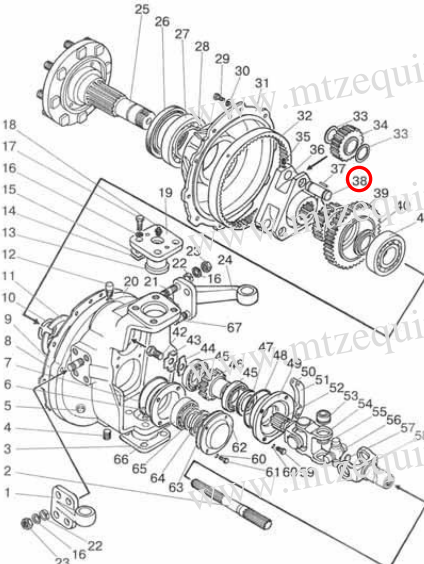
To order: Call 1-855-2GO-4MTZ x222 (1-855-246-4689 x222) Fax: 1-647-933-9066 Email: spares@mtzequipment.com

No.	Part# Short	Part# Long	Description	Weight, Kg	Price	Part number on the diagram	Diagram	Part Image
226	15202308034	1520-2308034	Gasket	0.320	9.72	#9		
227	15202308037	1520-2308037	Axle	2.025		#19		

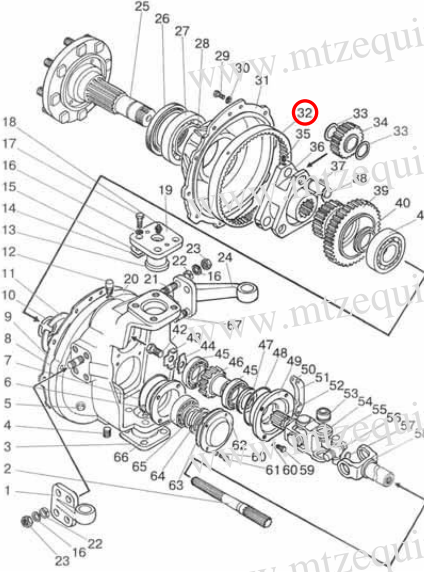
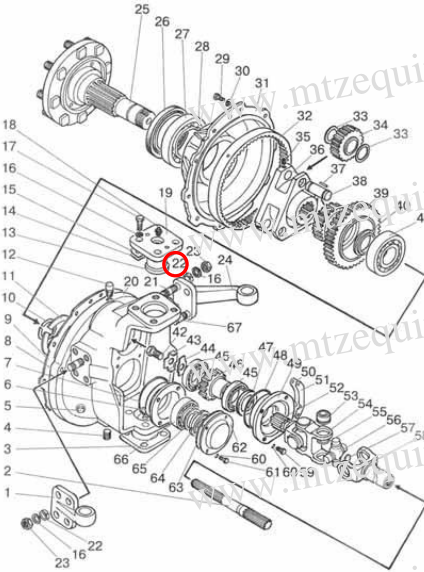


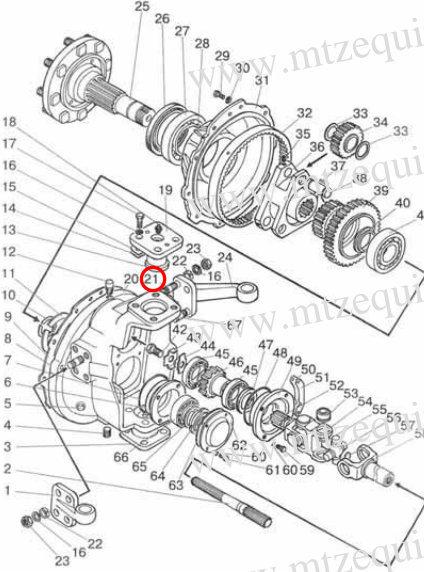
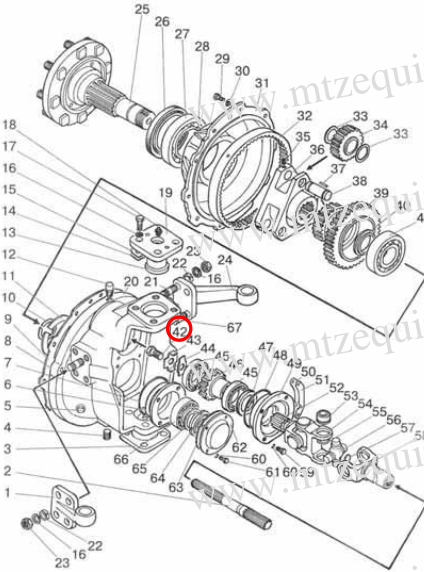

No.	Part# Short	Part# Long	Description	Weight, Kg	Price	Part number on the diagram	Diagram	Part Image
228	1520230803701	1520-2308037-01	Axle	2.025		#3		
229	15202308039	1520-2308039	Axle/Cup	0.060		#29		



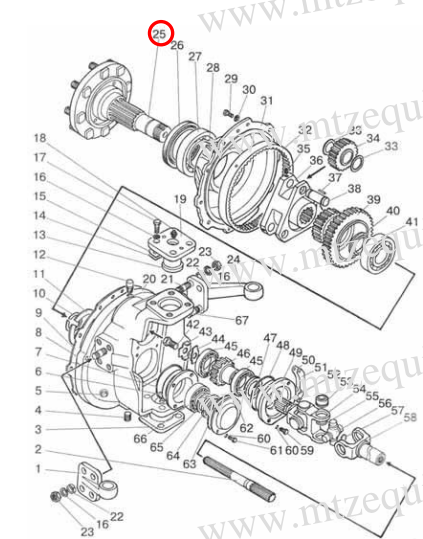

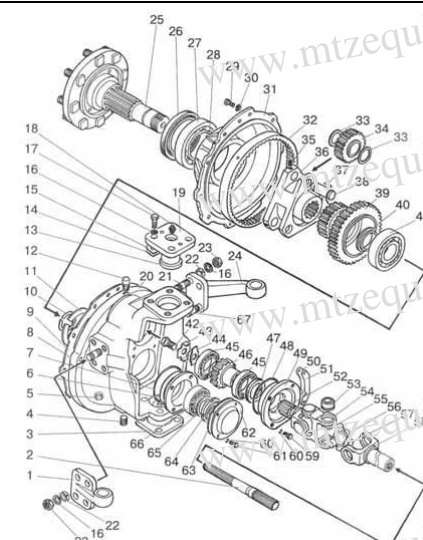

No.	Part# Short	Part# Long	Description	Weight, Kg	Price	Part number on the diagram	Diagram	Part Image
230	15202308040	1520-2308040	Cover	50.000		#0		
231	15202308053	1520-2308053	Shaft	0.350		#38		

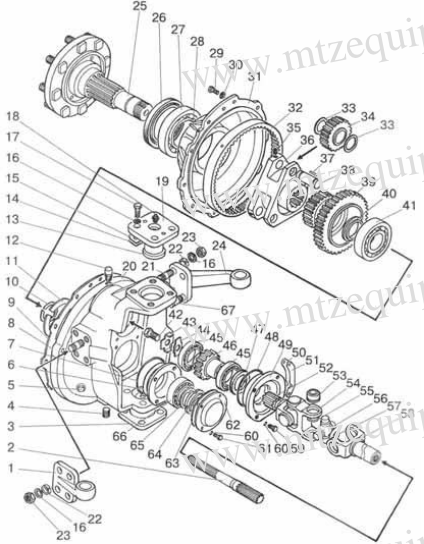

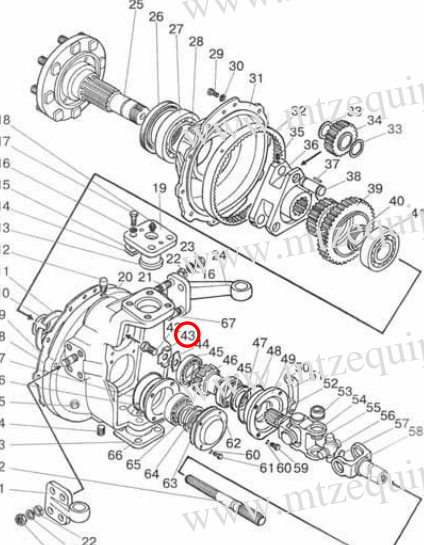

No.	Part# Short	Part# Long	Description	Weight, Kg	Price	Part number on the diagram	Diagram	Part Image
232	15202308059	1520-2308059	Pinion (Satellite gear)	0.930		#34	<p>An exploded view diagram of a gear assembly. The diagram shows various components numbered from 1 to 67. Part #34 is a small gear with 20 teeth, circled in red. It is positioned between parts 32 and 33. Other parts include a housing (1-11), a shaft (18), a pinion (25), and various bearings and seals (12-17, 19-24, 26-31, 35-41, 42-58, 60-67).</p>	
233	1520230806101	1520-2308061-01	Gear, Z=20	1.005		#46	<p>An exploded view diagram of a gear assembly, identical to the one above. Part #46 is a larger gear with 20 teeth, circled in red. It is positioned between parts 42 and 43. The diagram shows the same housing, shaft, and other components as in the previous row.</p> <p> </p>	

No.	Part# Short	Part# Long	Description	Weight, Kg	Price	Part number on the diagram	Diagram	Part Image
234	15202308064	1520-2308064	Gear	2.450		#32	 <p>An exploded view diagram of a mechanical assembly, likely a gearbox or differential. The diagram shows various components numbered from 1 to 67. Part #32 is a gear, circled in red. The gear is shown in its relative position to the housing and other internal components.</p>	
235	15202308077	1520-2308077	Bushings	0.025		#22	 <p>An exploded view diagram of a mechanical assembly, identical to the one above. The diagram shows various components numbered from 1 to 67. Part #22 is a bushing, circled in red. The bushing is shown in its relative position to the housing and other internal components.</p>	

No.	Part# Short	Part# Long	Description	Weight, Kg	Price	Part number on the diagram	Diagram	Part Image
236	15202308079	1520-2308079	Pin	0.090		#21		
237	15212308012	1521-2308012	Bolt	-		#42		

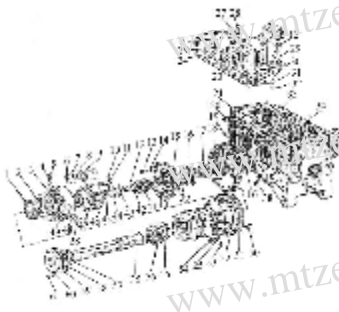
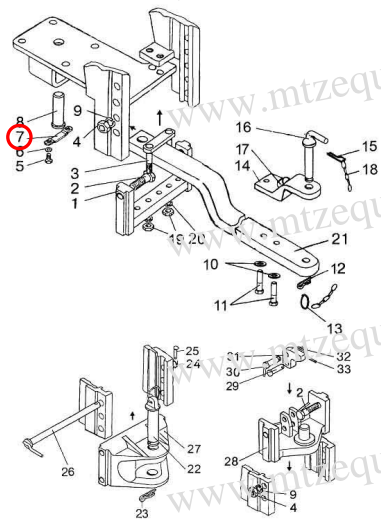



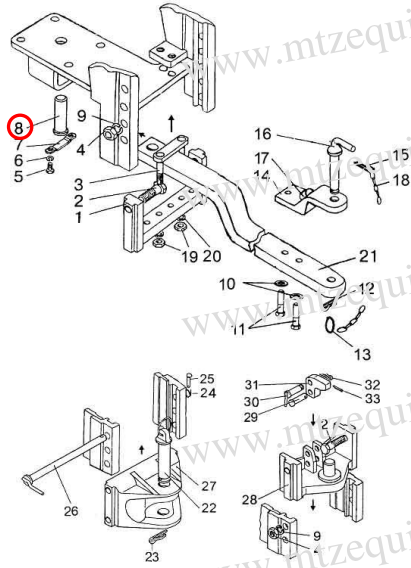

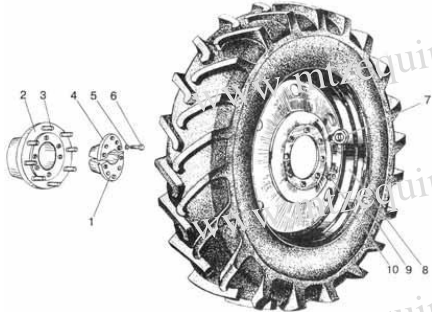

No.	Part# Short	Part# Long	Description	Weight, Kg	Price	Part number on the diagram	Diagram	Part Image
238	15212308016	1521-2308016	Use 1521-2308020					
239	15212308017	1521-2308017	Flange w/o bolts spl=12 (D=220mm) (1521-2308017- 01)	17.520	410.73	#25		
240	1521230801701	1521-2308017-01	Flange	16.000	401.55			
241	15212308020	1521-2308020	Carrier with gear	14.429		#0		


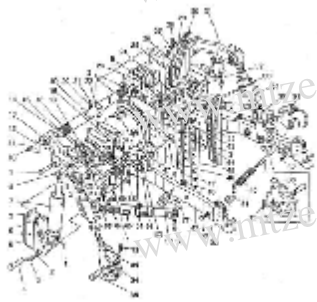
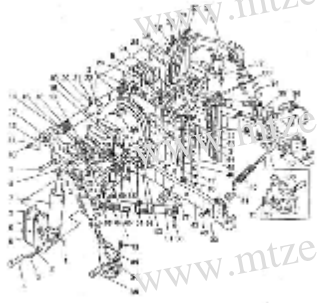
No.	Part# Short	Part# Long	Description	Weight, Kg	Price	Part number on the diagram	Diagram	Part Image
242	15212308030	1521-2308030	Carrier Assy	9.850		#0		
243	15212308031	1521-2308031	Spacer			#43		

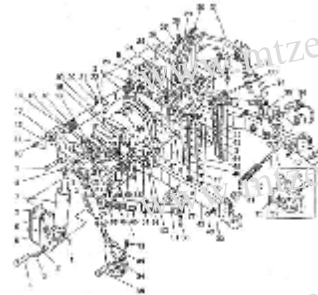
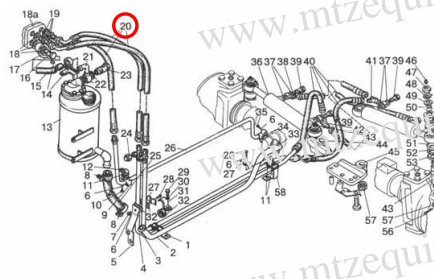

To order: Call 1-855-2GO-4MTZ x222 (1-855-246-4689 x222) Fax: 1-647-933-9066 Email: spares@mtzequipment.com

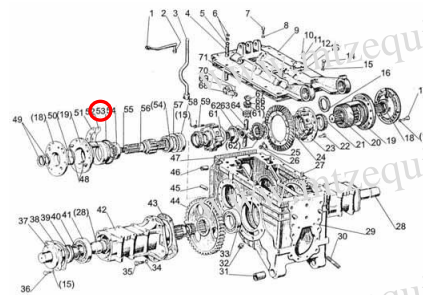

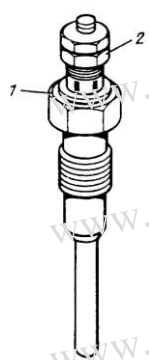



No.	Part# Short	Part# Long	Description	Weight, Kg	Price	Part number on the diagram	Diagram	Part Image
244	15221317100	1522-1317100	Use 513558					
245	15222401016	1522-2401016	Gasket			#21		
246	15222403020A	1522-2403020-A	Differential	20.000	1 200.51			
247	15222707020B	1522-2707020-B	Plate					
248	15222707126	1522-2707126	Plate			#7		

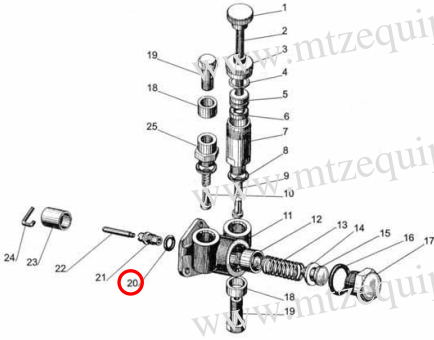

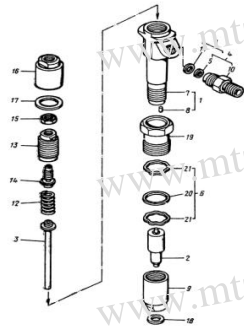

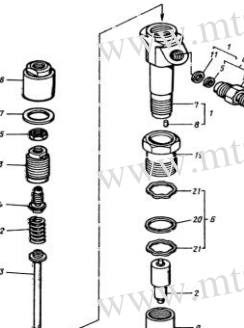

No.	Part# Short	Part# Long	Description	Weight, Kg	Price	Part number on the diagram	Diagram	Part Image
249	15222707127	1522-2707127	Pin			#8		
250	15223109060	1522-3109060	Spacer of Double Rear Wheels (width 320mm) for tir	47.000		#0		
251	1522350201507	1522-3502015-07	Disc	1.050	80.86			

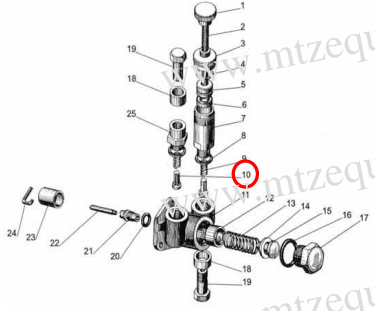
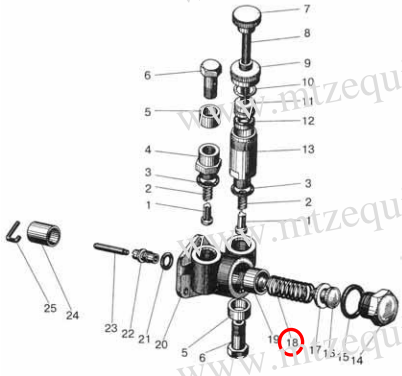

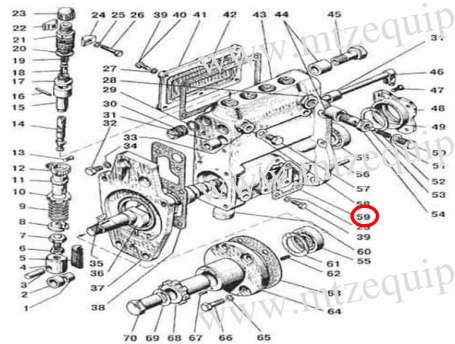

No.	Part# Short	Part# Long	Description	Weight, Kg	Price	Part number on the diagram	Diagram	Part Image
252	15224202013A	1522-4202013-A	Gasket			#65		
253	15224605036	1522-4605036	Pin			#32		
254	15224605037	1522-4605037	Pin			#9		

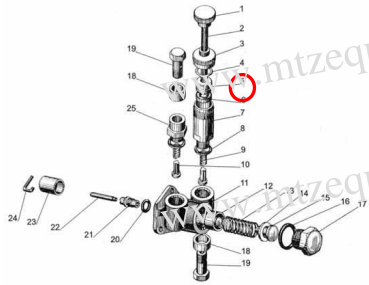

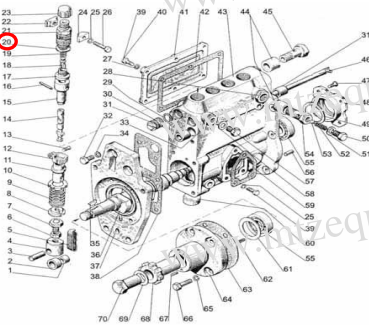

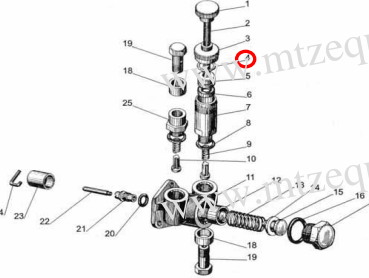

No.	Part# Short	Part# Long	Description	Weight, Kg	Price	Part number on the diagram	Diagram	Part Image
255	15224605121	1522-4605121	Pin			#50		
256	1522V340710002	1522V-3407100-02	High Pressure Hose	1.350	41.09			
257	1522V340710007	1522V-3407100-07	High pressure hose	1.300	40.32	#20		
258	15230000010KDS	1523-0000010KDS	Parts book for 1523	1.000				
259	15230000010RE	1523-0000010 RE	User manual MTZ 1523/1523V/1523.3/1523V.3					
260	15238402220	1523-8402220	Hood					
261	153710000	153710000	Use VK12-4		-			

No.	Part# Short	Part# Long	Description	Weight, Kg	Price	Part number on the diagram	Diagram	Part Image
262	1551655824	155-165-58-2-4	Ring 155-165-58-2-4 GOST 18829-73/ GOST 9833-73	0.010	2.99			
263	155R38	15.5R38	Use 942307					
264	155x38T	15.5x38T	Tube for 15.5x38and 16.9x38					
265	1564150	1564150	Union 19mm to 1/2 canadian					
266	1601653614	160-165-36-1-4	Ring 160-165-36-1-4 GOST 188	0.010	2.99	#53		
267	16023740000	1602.374	Preheater Glow Plug new style D120/D144 engines	0.050	43.23	#0		

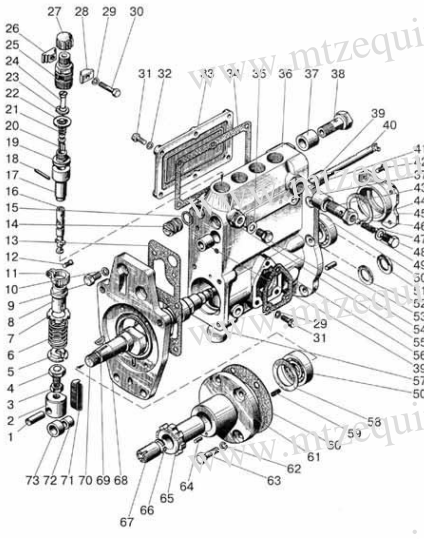

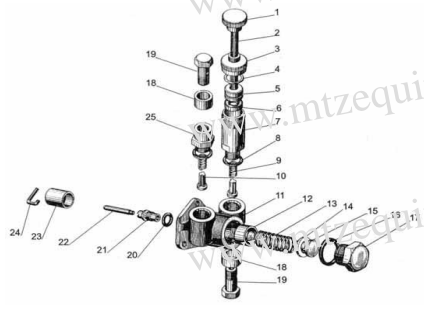



No.	Part# Short	Part# Long	Description	Weight, Kg	Price	Part number on the diagram	Diagram	Part Image
268	16062	16-062	Copper washer/Gasket 17/22/2 mm	0.004	3.60	#20		
269	161112010	16.111201	Fuel injector assy D-120/ D-144/D-130, T-25/T-40	0.600	136.86	#0		
270	161112110	161112110	Use 6A1-20s2-16/16 Atomizer 3 holes (16/05/04) D- 21/D-144		-	#0		

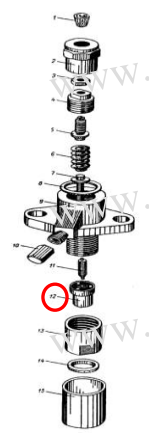

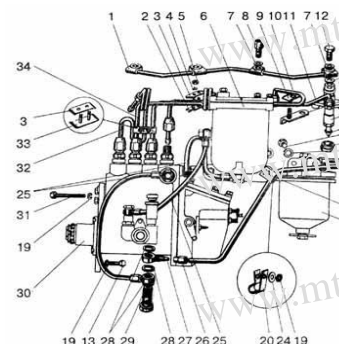

No.	Part# Short	Part# Long	Description	Weight, Kg	Price	Part number on the diagram	Diagram	Part Image
271	161233A	16-123-3A	Valve	0.002	5.28	#10		
272	161241A	16-124-1A	Valve spring	0.001	3.60	#18		
273	1613777	161.3777	Use 3747.405	0.095				
274	16148B	16-148-B	Gasket	0.007	3.75	#59		
275	16148BINKIT	16-148-B_IN_KIT	Part of RK-UTN4-NS					

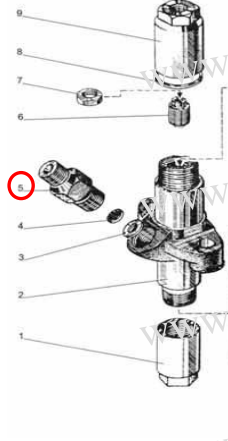

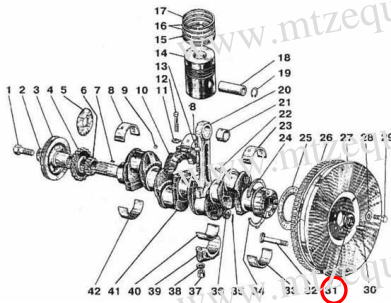

No.	Part# Short	Part# Long	Description	Weight, Kg	Price	Part number on the diagram	Diagram	Part Image
276	16149	16-149	Ring 11x20.8-2.8	0.001	3.29	#6		
277	16149INKIT	16-149_IN_KIT	Part of RK-UTN4-NS					
278	16165	16165	Nut		10.49			
279	16212	16212	Use 16-212-V1		-			
280	16212V1	16-212-V1	Gasket	0.008	2.07	#20		
281	16212V1INKIT	16-212-V1_IN_KIT	Part of RK-UTN4-NS					
282	16240	16-240	Ring		0.99	#4		

No.	Part# Short	Part# Long	Description	Weight, Kg	Price	Part number on the diagram	Diagram	Part Image
283	16240INKIT	16-240_IN _KIT	Part of RK-UTN4-NS					
284	16281299	16.281.299	Middle Cover, 920		12.02			
285	1667015401	16.670.154-01	Starter/Relay 12V Solenoid for AZJ 3385/3124/3229	1.205	147.10			
286	1667015501	16.670.155.01	Starter/Relay 24V Solenoid for AZJ 3353/3381 for 9	1.205	147.10			
287	16770083	16.770.083	Brush,920, for AZJ3124 12V	0.030	16.46			
288	16770378	16.770.378	Brush,920, for AZJ3385 12V		10.02			
289	16903550	16.903.550	Starter drive for AZJ3124/3353/3229/3385/3381/3427	0.610	105.35			
290	169R30	169R30	Tire + tube 16.9R30 F-245-1	115.00	1 218.12			
291	169x38	169x38	Use 942312		-			
292	169X38TUBE	16.9X38 TUBE	USE 15.5X38					
293	16OTOST 3700111575	16OT OST 37.001.115-75	Washer 16 OT OST 37.001.115-75	0.010	0.22			

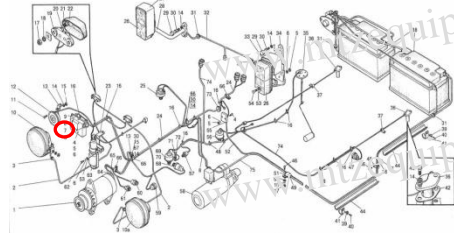

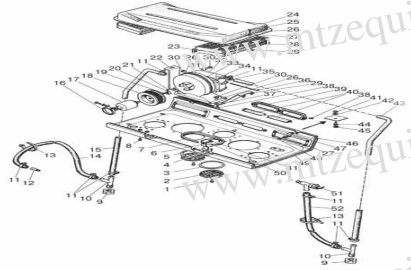

No.	Part# Short	Part# Long	Description	Weight, Kg	Price	Part number on the diagram	Diagram	Part Image
294	16S131B	16-S13-1B	Bypass Valve	0.045	15.23	#0		
295	16S353B	16-S35-3B	Hand-operated pump (Primer Pump)	0.216	32.67	#0		

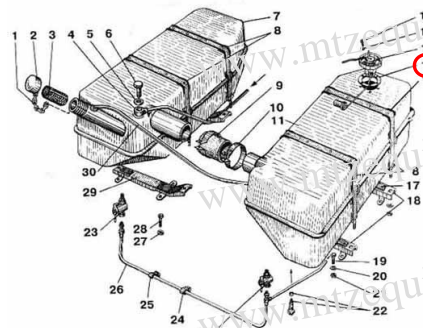

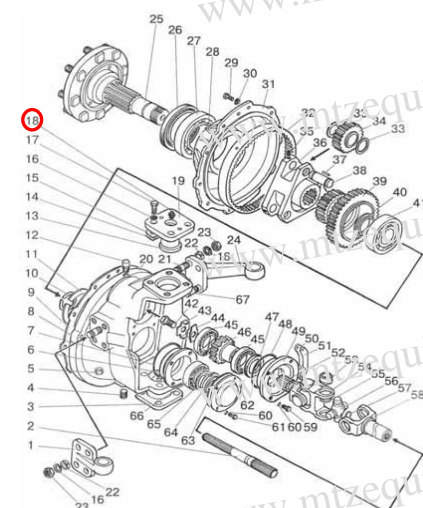



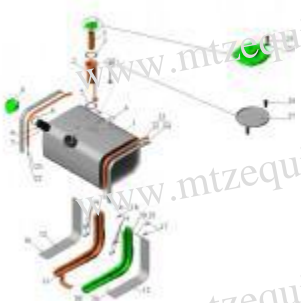

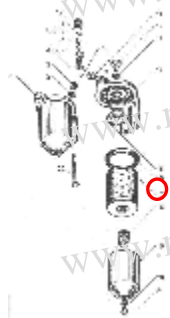

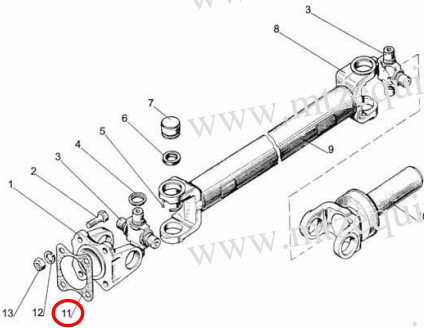

No.	Part# Short	Part# Long	Description	Weight, Kg	Price	Part number on the diagram	Diagram	Part Image
296	16S426B	16-S42-6B	Fuel Injector Nozzle/Atomizer Sprayer Assy D-50 (MTZ 50/52)	0.050	56.39	#12		
297	16S42B	16S42B	Use 16-S42-6B		94.79			
298	16S463B	16S463B	Use 16-S42-6B		-			
299	17004	17004	Gromlet/gland	0.001	5.13			
300	17004AINKIT	17-004-A_IN_KIT	Part of RK-UTN4-NS		-			
301	171111201	171,111201	Use 171.1112010-01		70.92			
302	171111201001	171.1112010-01	Fuel Injector Assembly d=5mm, D-260/ D-243C/ D-245C	0.550	137.48	#0		

No.	Part# Short	Part# Long	Description	Weight, Kg	Price	Part number on the diagram	Diagram	Part Image
303	1711112023	171.1112023	Copper Washer/ring 22/28/2mm	0.003	2.22	#5		
304	171111211001	171.1112110-01	Sprayer/Atomizer assembly d=5mm, 5 holes 0.32mm	0.050	49.95			
305	180205K1S17	180205K1S17	Pilot Brg	0.120	28.08	#31		
306	180222523	180222523	Use 018-022-25-2-3		-			
307	180603KS9	180603KS9	Use 6-180603KS9		-			
308	184R34R	184R34R	Use W16*34-C885.3107012		-			

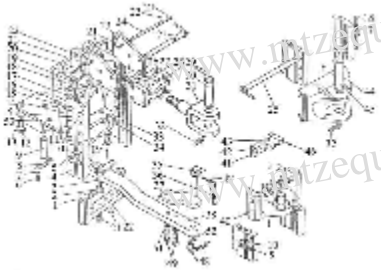
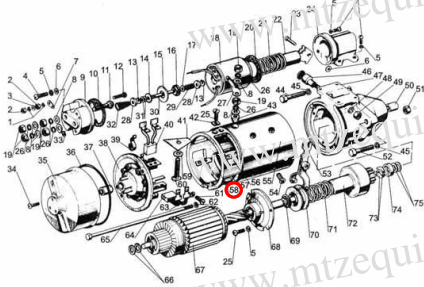

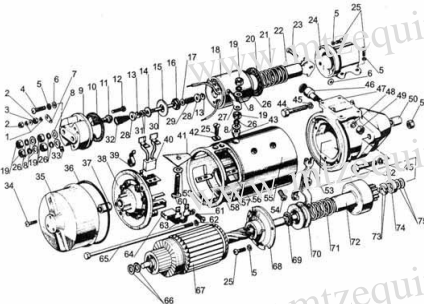

To order: Call 1-855-2GO-4MTZ x222 (1-855-246-4689 x222) Fax: 1-647-933-9066 Email: spares@mtzequipment.com

No.	Part# Short	Part# Long	Description	Weight, Kg	Price	Part number on the diagram	Diagram	Part Image
309	184X34T	18.4X34T	Tube natural rubber	18.000	185.77			
310	18OTOST 3700111575	18OT OST 37.001.115-75	Washer 18 OT OST 37.001.115-75	0.020	0.22			
311	191375901	191.3759-01	Rectifying adjusting device new style with fuse (PN-14/28-8A)			#7		
312	191375902	191.3759-02	Use 3759.15					
313	193730	19.373	Electric fan motor 3000 rpm, 40W. MTZ82	0.940	114.53	#0		
314	200253014	200253014	Use 020-025-30-1-4		-			

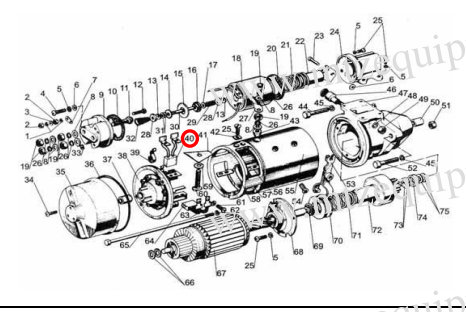

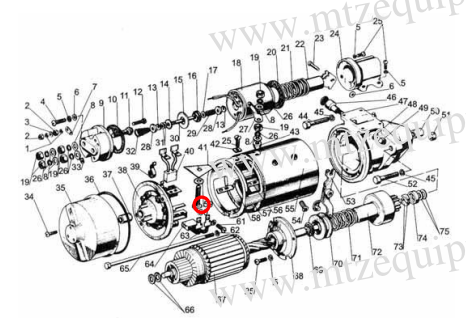

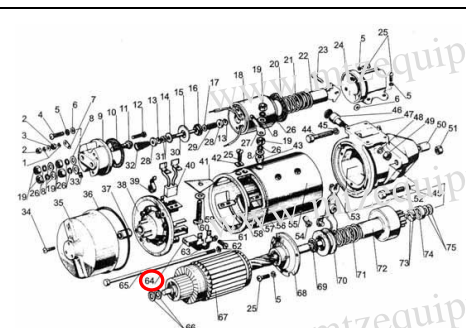

No.	Part# Short	Part# Long	Description	Weight, Kg	Price	Part number on the diagram	Diagram	Part Image
315	2003806026	200-3806026	GASKET FUEL SENDER	0.010	3.29	#15		
316	20063708	20063708	Use 7402.3708000		-			
317	20063708300	20063708300	Use 20.3708300		-			
318	2007109	2007109	Bearing 2007109 GOST 27365-	0.350	38.03	#18		
319	20073708000	20073708000	Use AZJ3353		-			

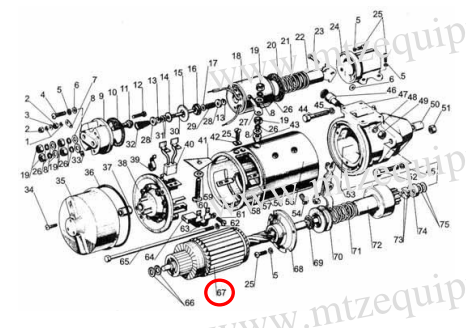

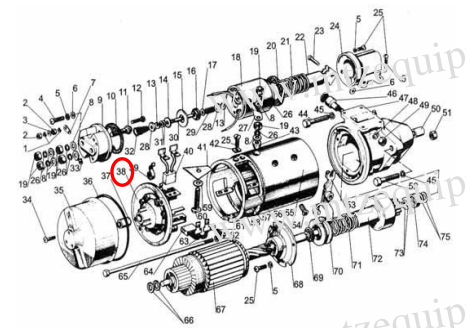

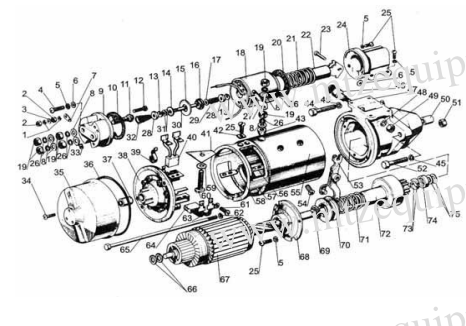

No.	Part# Short	Part# Long	Description	Weight, Kg	Price	Part number on the diagram	Diagram	Part Image
320	2011105540M	201-1105540M	Fuel Filter element coarse (paper) (201-1105538)	0.125	13.54	#6		
321	2011117040A	201-1117040A	Fuel Filter element (T6301) (D=80mm; d=32mm; H=107m)	0.15	12.86	#7		
322	201T1105538a	201-T1105538a	Use 201-1117040A	-	-			
323	201t1105540	201-t1105540	Use 201-1105540M	-	-			
324	202201024	20-2201024	PTO shaft gasket	-	0.99	#11		



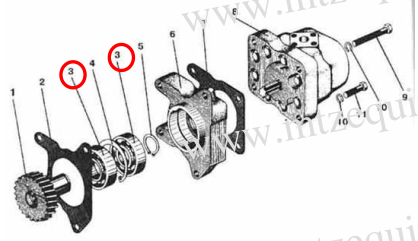

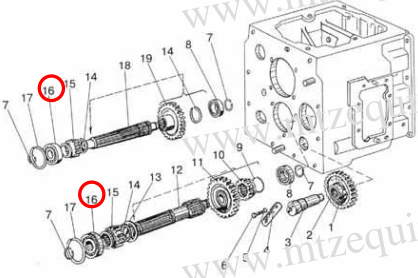

No.	Part# Short	Part# Long	Description	Weight, Kg	Price	Part number on the diagram	Diagram	Part Image
325	20222707150	2022-2707150	Rod			#0		
326	202250000010RE	2022.5-0000010 RE	User Manual MTZ 2022.5					
327	203701842	20.3701842	Coil-Complete assembly with coil 20.3701143		219.78	#58		
328	203708000	20.3708	Starter 24V, MTZ	20.100	454.19	#0		
329	203708000Sub	20.3708000_Sub	Use AZJ 3381 or AZJ 3353		-			

To order: Call 1-855-2GO-4MTZ x222 (1-855-246-4689 x222) Fax: 1-647-933-9066 Email: spares@mtzequipment.com

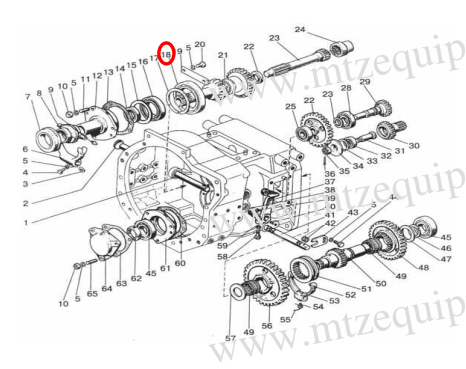

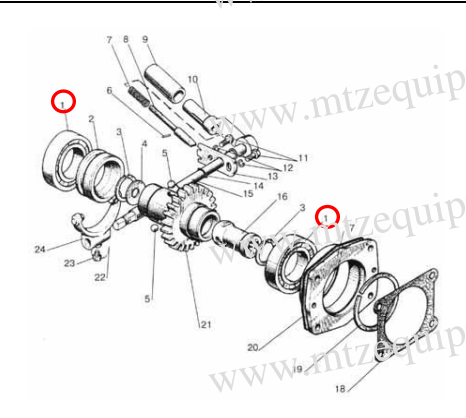

No.	Part# Short	Part# Long	Description	Weight, Kg	Price	Part number on the diagram	Diagram	Part Image
330	203708025	20.3708025	Insulated brush (ILGT685241.52 0-06) 12x32x20	0.040	13.23	#40		
331	203708109	20.3708109	Bolts for solenoid of starter 24V		11.25	#60		
332	203708115	20.3708115	Non-insulated brush (ILGT685241.52 0-05) 12x32x20	0.048	12.63	#64		

No.	Part# Short	Part# Long	Description	Weight, Kg	Price	Part number on the diagram	Diagram	Part Image
333	203708200	20,37082	24V Armature		279.45	#67		
334	203708300	20,37083	Cover 24V	0.375	96.17	#38		
335	203708800	20,37088	Solenoid - 24V Starter only	2.600	120.33	#0		
336	204A	204A	Bearing 204A GOST 8338-75	0.110	14.46			

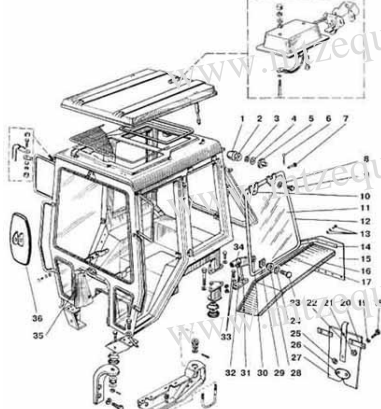


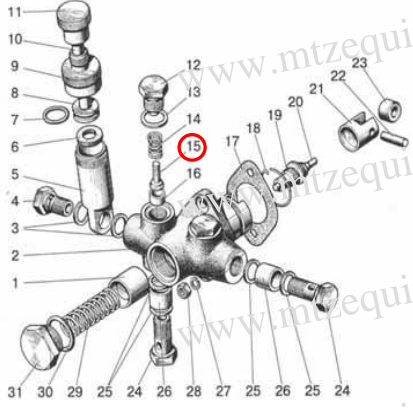

To order: Call 1-855-2GO-4MTZ x222 (1-855-246-4689 x222) Fax: 1-647-933-9066 Email: spares@mtzequipment.com

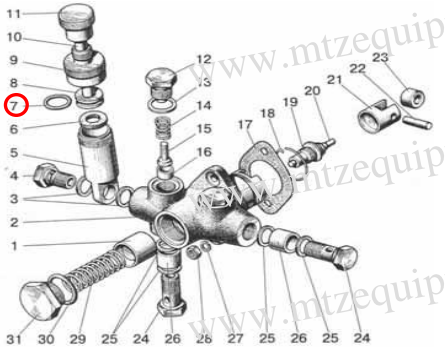

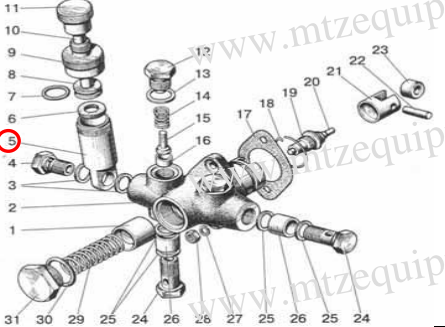

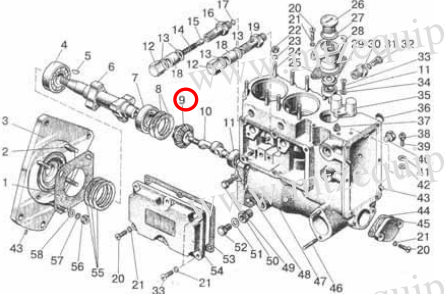

No.	Part# Short	Part# Long	Description	Weight, Kg	Price	Part number on the diagram	Diagram	Part Image
337	2052103614	205-210-36-1-4	Ring 205-210-36-1-4 GOST 18829-73/ GOST 9833-73	0.010	2.99			
338	2052155822	205-215-58-2-2	Ring 205-215-58-2-2 GOST 18829-73/ GOST 9833-73	0.020	2.99			
339	205K	205K	Bearing	0.125	11.40	#3		
340	207A	207A	Bearing 207A GOST 8338-75	0.270	17.37			
341	208	208	Bearing	0.359	21.20	#16		
342	208A	208A	BEARING 208A GOST 8338-75	0.350	21.96			

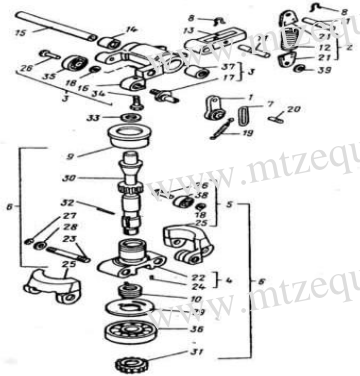

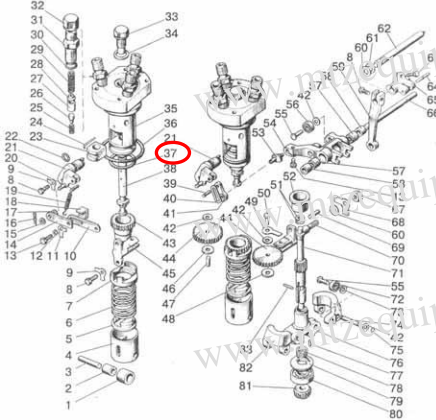



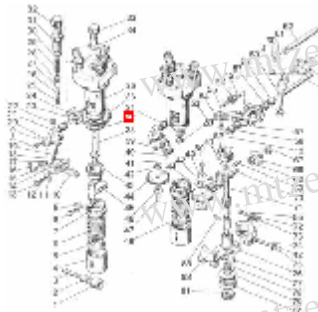

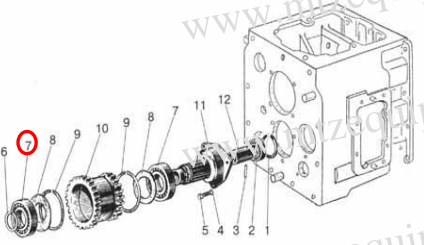

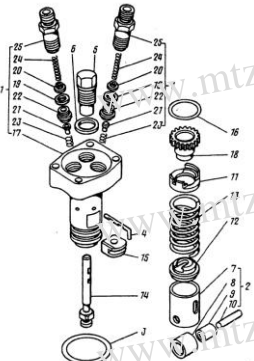

No.	Part# Short	Part# Long	Description	Weight, Kg	Price	Part number on the diagram	Diagram	Part Image
343	209	209	Bearing	0.410	22.41	#18		
344	200TOST 3700111575	200T OST 37.001.115-75	Washer 20 OT OST 37.001.115-75	0.020	0.39			
345	210	210	Bearing	0.460	25.47	#1		
346	210508TT	210508TT	8.3X20 Tire and Tube		410.51			



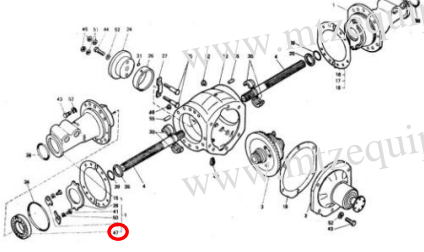

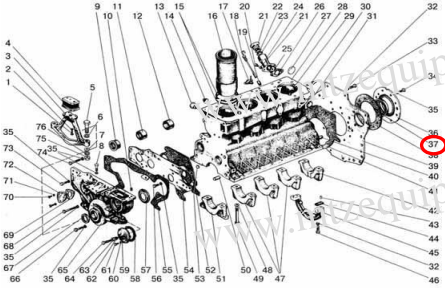

No.	Part# Short	Part# Long	Description	Weight, Kg	Price	Part number on the diagram	Diagram	Part Image
347	21054	21,054	Pneumatic lift / Gas strut 21054/PLA2105 4/586091 (03-08-250-111, 11.6.6308010, 049670)	0.350	19.35	#0		
348	211106010	21.110601	Primer Pump Assy/Fuel booster pump T-25/T-40/T-150	1.100	201.98			
349	211106022	21.1106022	Valve	0.001	4.37	#15		

No.	Part# Short	Part# Long	Description	Weight, Kg	Price	Part number on the diagram	Diagram	Part Image
350	211106035	21,1106035	Gasket (d=18mm; D=21mm; S=1.2mm)	0.001	2.84	#7		
351	21110635001	21.1106350-01	Hand Primer Pump assy for 21.1106010 pump T-25/T-40/T-150K MTZ 1221	0.160	90.05	#5		
352	211110064	21.1110064	Driving gear	0.800	86.37	#9		

No.	Part# Short	Part# Long	Description	Weight, Kg	Price	Part number on the diagram	Diagram	Part Image
353	211110350	21.111035	Governor shaft assy	0.365	406.14	#0		
354	211111032	21.1111032	"O"-ring (042-048-36-2-2) 223 BUNA	0.001	4.05	#37		

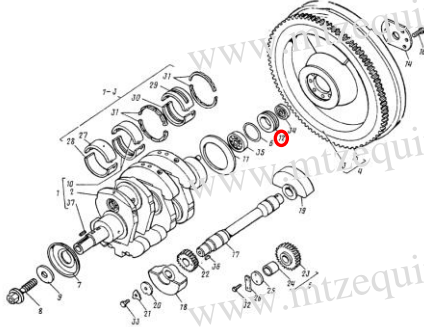

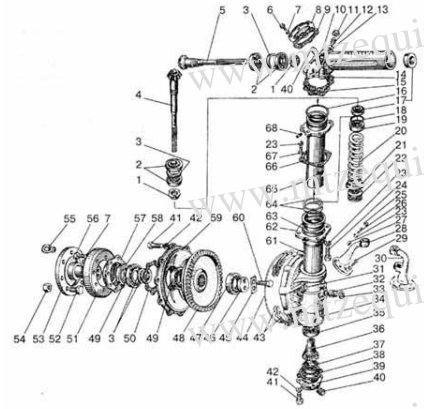

No.	Part# Short	Part# Long	Description	Weight, Kg	Price	Part number on the diagram	Diagram	Part Image
355	211111156	21.1111.156	O-Ring	0.001	7.28	#37		
356	21111121101	21.1111211-01	Use 36-1104788		-			
357	2116X301	2116X301	Use 1.2-16x30-1		-			
358	212	212	Bearing (6212)	0.800	40.42	#7		
359	212111101010	212.1111010-10	High-Pressure Section of 53.1111004 Fuel Injection Pump T-25	0.850	273.33	#0		
360	212Duplicate	212_Duplicate	Use 921026		-			



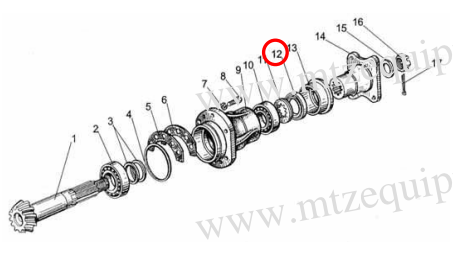

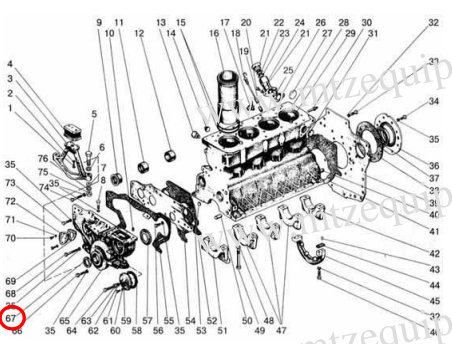

No.	Part# Short	Part# Long	Description	Weight, Kg	Price	Part number on the diagram	Diagram	Part Image
361	213	213	Bearing (6213) 65X120X23mm	0.988	37.71	#47		
362	217A	217A	Bearing 217A GOST 8338-75	1.800	68.78			
363	217K5	217K5	Bearing 217K5 GOST 8338-75	1.800	70.92			
364	2202380334	2202.3803-34	Use 3803.180 or 3803.170					
365	22100x1251	2.2-100x125-1	Collar MTZ (Use 240-1002305) (KF100x125-1-4)	0.129	21.35	#37		
366	22100X1251INKIT	2.2-100X125-1_ IN_KIT	Part of D-243-EGK-ESK					
367	22110x1351	2.2-110x135-1	Use 260-1002305					
368	22120KH1501	2.2-120KH150-1	Collar 2.2-120KH150-1 GOST 87	0.110	13.23			

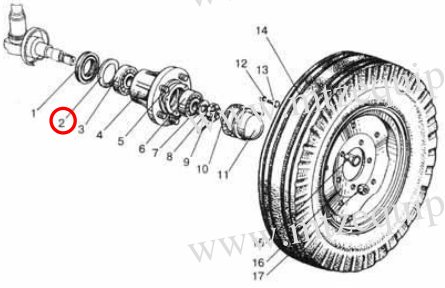

To order: Call 1-855-2GO-4MTZ x222 (1-855-246-4689 x222) Fax: 1-647-933-9066 Email: spares@mtzequipment.com

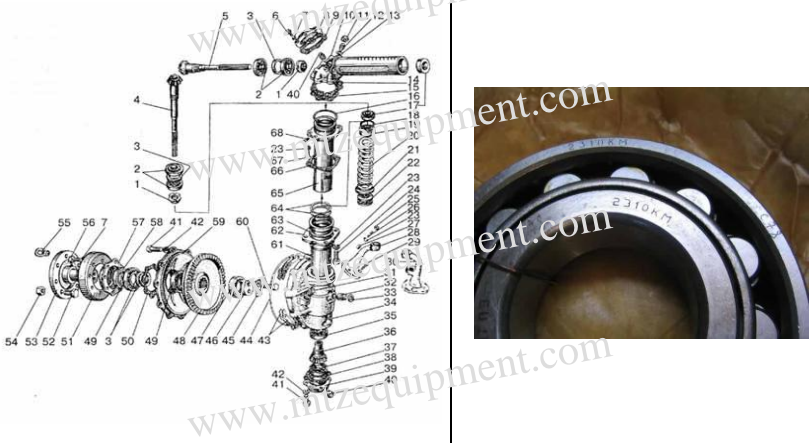

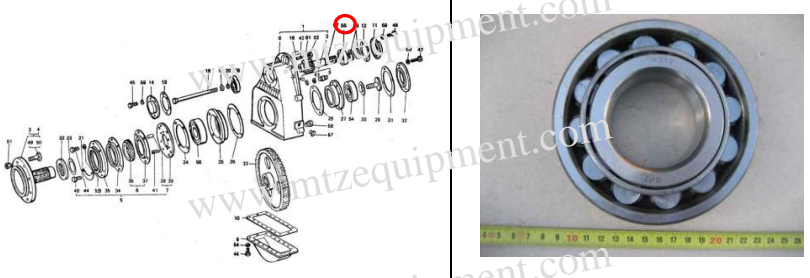




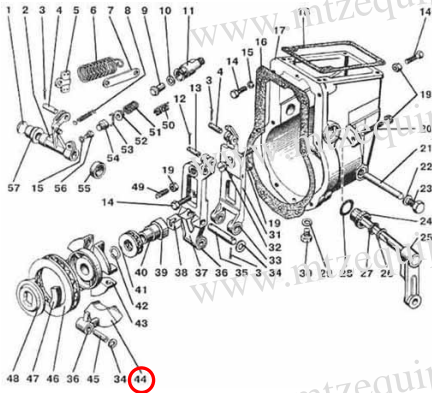

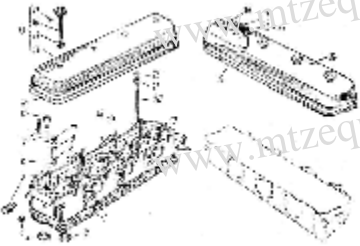

No.	Part# Short	Part# Long	Description	Weight, Kg	Price	Part number on the diagram	Diagram	Part Image
369	22135KH1601	2.2-135KH160-1	Collar 2.2-135KH160-1 GOST 87	0.150	19.35			
370	2220x401	2.2-20x40-1	Collar/OIL SEAL DOUBLE LIP 20x40x14mm	0.010	4.37	#12		
371	22225100	22.225-100	Ball 7/8 inches of pressure brake disk		1.76			
372	2225KH421	2.2-25KH42-1	Collar 2.2-25KH42-1 GOST 8752	0.020	5.13			
373	2230x521	2.2-30x52-1	Collar/OIL SEAL Double lip 30x52x14mm GOST 8752	0.025	5.90	#		

To order: Call 1-855-2GO-4MTZ x222 (1-855-246-4689 x222) Fax: 1-647-933-9066 Email: spares@mtzequipment.com

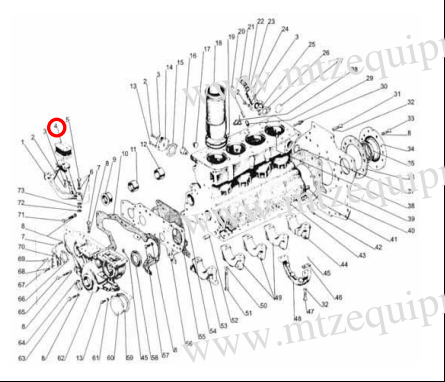

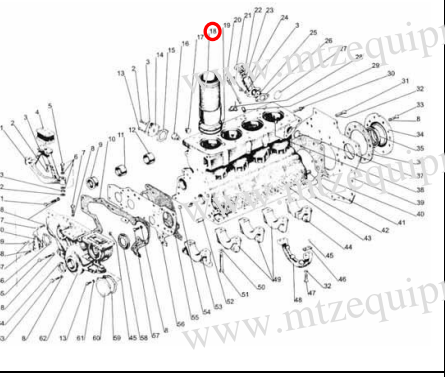

No.	Part# Short	Part# Long	Description	Weight, Kg	Price	Part number on the diagram	Diagram	Part Image
374	2238KH6214	2.2-38KH62-1/4	Collar 2.2-38KH62-1/ 4 GOST 87	0.030	6.35			
375	2238x581	2.2-38x58-1	Oil collar/Seal 38X58X9 SGL LIP GOST 8752	0.027	6.05	#12		
376	2238x581inkit	2.2-38x58-1_in_kit	Part of Repair Service Kit RSK- 3400015		-			
377	2245KH651	2.2-45KH65-1	Collar (2.2-45KH65-1 GOST 8752)	0.030	7.11			
378	2250x701	2.2-50x70-1	Front Collar of crankshaft/ seal (240-1002055) (KF50x70-4) (D1441002410-A)	0.036	8.96	#67		
379	2250X701INKIT	2.2-50X70-1_IN_KIT	Part of D-243-EGK-ESK					
380	2252KH751	2.2-52KH75-1	Collar 2.2-52KH75-1 GOST 8752	0.040	6.66			

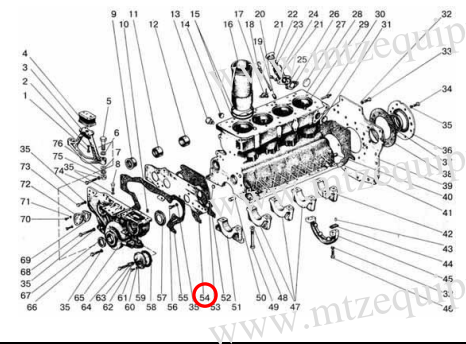

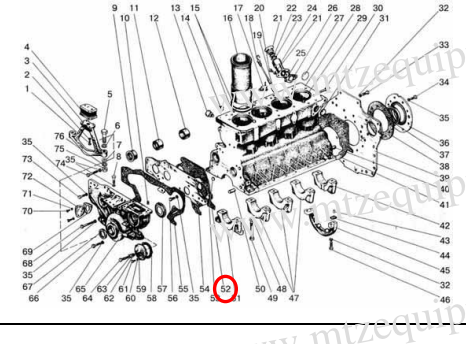

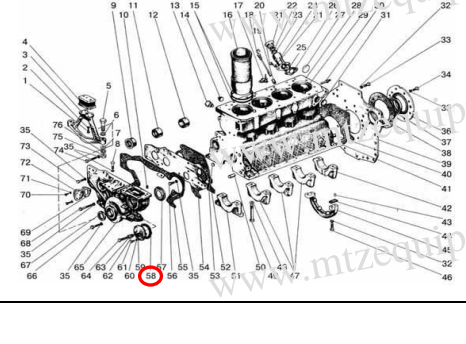

No.	Part# Short	Part# Long	Description	Weight, Kg	Price	Part number on the diagram	Diagram	Part Image
381	2255KH821	2.2-55KH82-1	Seal 2.2-55KH82-1 GOST 8752	0.040	7.43			
382	225x421	225x421	Use 2.2-25kh42-1		-			
383	2260KH851	2.2-60KH85-1	Seal 2.2-60KH85-1 GOST 8752-79/ 3805146-78	0.050	13.54			
384	2275KH1001	2.2-75KH100-1	Seal 2.2- 75KH100-1 GOST 875	0.070	7.11			
385	2280KH1051	2.2-80KH105-1	Collar 2.2-80KH105-1 GOST 875	0.070	10.49			
386	2280x1051	2.2-80x105-1	Oil seal / Collar (2.2-80x105-1)	0.055	10.49	#2		
387	2285KH1103	2.2-85KH110-3	Seal 2.2-85KH110-3 GOST 8752-79/ OST 3805146-78	0.080	12.93			
388	2290KH1201	2.2-90KH120-1	Collar 2.2-90KH120-1 GOST 875	0.030	15.23			

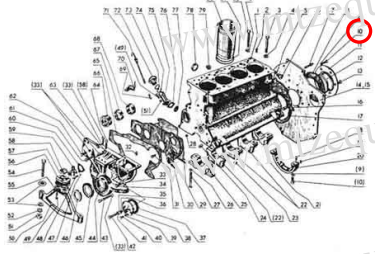

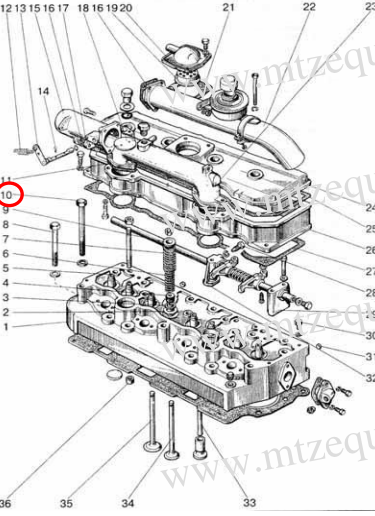

No.	Part# Short	Part# Long	Description	Weight, Kg	Price	Part number on the diagram	Diagram	Part Image
389	22OTOST 3700111575	22OT OST 37.001.115-75	Washer 22 T 65G 069 GOST 6402-70	-	0.39			
390	230X521	230X521	Use 2.2-80x105-1		-			
391	2310KM	2310KM	Bearing	1.110	99.23	#		
392	2312K	2312K	Bearing (N312)	2.100	181.53	#55		

No.	Part# Short	Part# Long	Description	Weight, Kg	Price	Part number on the diagram	Diagram	Part Image
393	2333828	233,3828	New Style Temp Sensor/Engine coolant temperature indicator transmitter					
394	2361110517B2	236-1110517-B2	Slide block/lock	0.011	2.99	#44		
395	2361110517B2INKT	236-1110517-B2_IN_KT	Part of RK-UTN4-NS		0			
396	2381003210B2	238-1003210-B2	Head Gasket	0.27	109.68	#1		
397	238X581	238X581	Use 2.2-38x58-1		-			



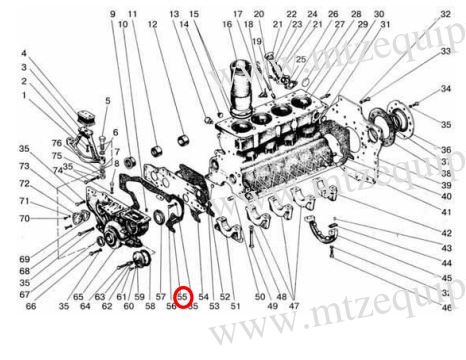

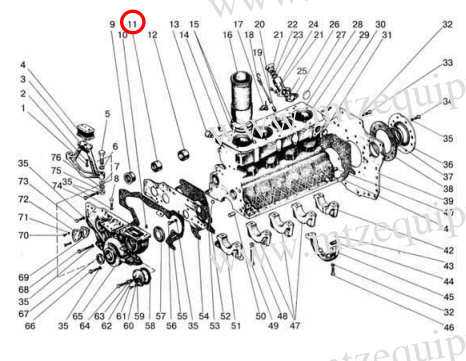

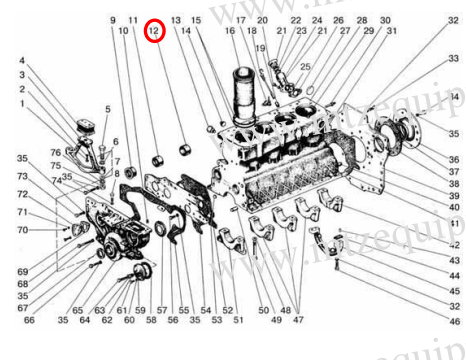

No.	Part# Short	Part# Long	Description	Weight, Kg	Price	Part number on the diagram	Diagram	Part Image
398	2401001025	240-1001025	Shock absorder	0.640	57.60	#4		
399	2401002021AC	240-1002021-A-C	Cylinder Liner/sleeves "C" D-50/243/242/244	4.520	98.61	#18		
400	2401002021m	2401002021m	Use 245-1002021-A1		-			
401	2401002021N	2401002021N	Use 245-1002021-A1-02		-			

No.	Part# Short	Part# Long	Description	Weight, Kg	Price	Part number on the diagram	Diagram	Part Image
402	2401002030	240-1002030	Shield (Distributor panel)		103.82	#54		
403	2401002033	240-1002033	Gasket	-	9.87	#52		
404	2401002033INKITV	240-1002033_IN _KITV	Part of D-243-EGK-ESK					
405	2401002034	240-1002034	Gasket		4.37			
406	2401002038	240-1002038	Gasket of cover of gear of fuel pump	0.006	5.58	#58		
407	2401002038INKIT	240-1002038_IN _KIT	Part of D-243-EGK-ESK					

No.	Part# Short	Part# Long	Description	Weight, Kg	Price	Part number on the diagram	Diagram	Part Image
408	2401002043	240-1002043	Rubber seal for old style crankcase support 50-100		-			
409	2401002044	240-1002044	Pin (8h8x16)	-	4.05	#10		
410	2401002047	240-1002047	Long Bolt of cylinder head (M14*2) (L-138mm,S-22) (instead of old stud 50-1002075)		4.51	#10		

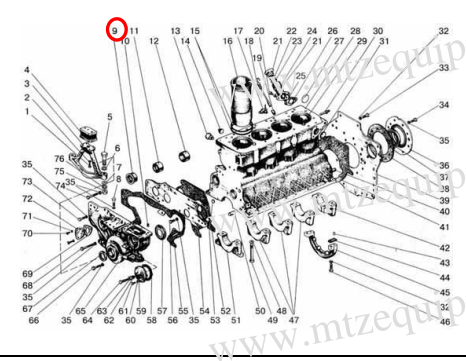

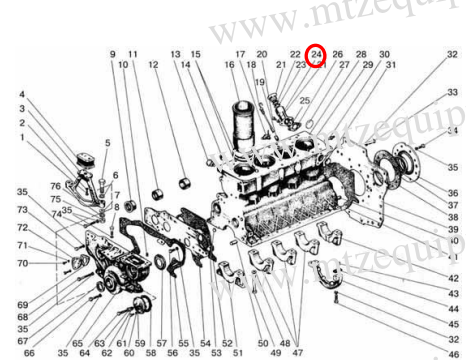

No.	Part# Short	Part# Long	Description	Weight, Kg	Price	Part number on the diagram	Diagram	Part Image
411	240100204701	240-1002047-01	Short Bolt of cylinder head (S-22) (M14*2, L-104mm) (instead of old stud 240-1002077)	0.300	4.05	#8		
412	2401002049	240-1002049	Gasket of Crankcase support	-	2.07	#44		
413	2401002055	240-1002055	Seal		10.49			
414	2401002055Subst	240-1002055_Subst	Use 2.2-50x70-1	0.310	10.64			



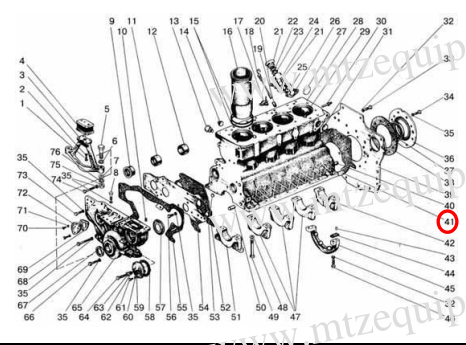

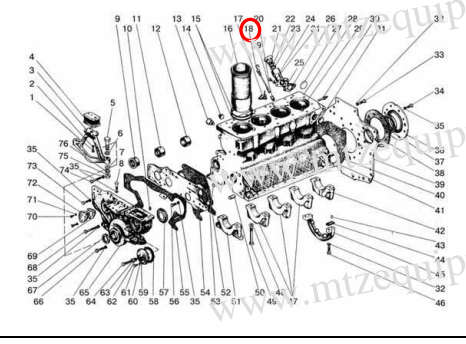

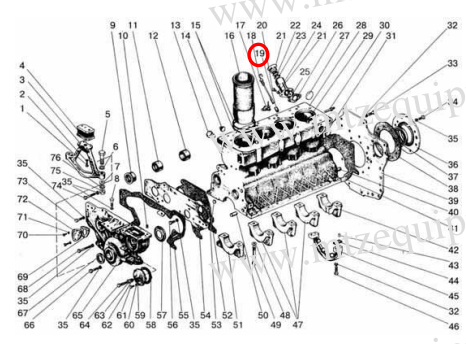

No.	Part# Short	Part# Long	Description	Weight, Kg	Price	Part number on the diagram	Diagram	Part Image
415	2401002064A	240-1002064-A	Gasket of cover of allocation	0.030	4.37	#55		
416	2401002064INKITU	240-1002064_IN_KITU	Part of D-243-EGK-ESK					
417	2401002067A	240-1002067-A	Bush of camshaft (D=60mm; d=49mm; H=32.5mm)	-	11.70	#11		
418	2401002068A	240-1002068-A	Rear bush of camshaft	-	11.70	#12		

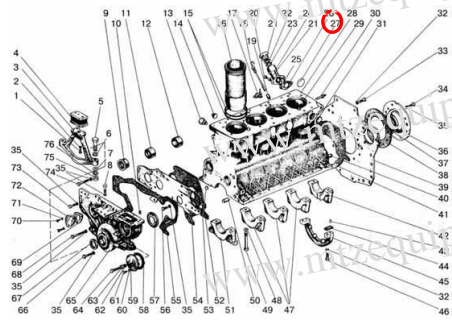

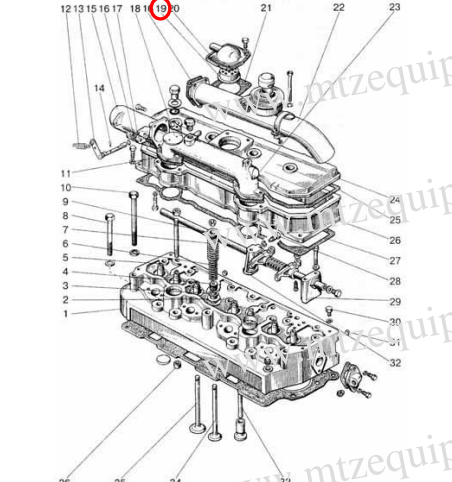

To order: Call 1-855-2GO-4MTZ x222 (1-855-246-4689 x222) Fax: 1-647-933-9066 Email: spares@mtzequipment.com

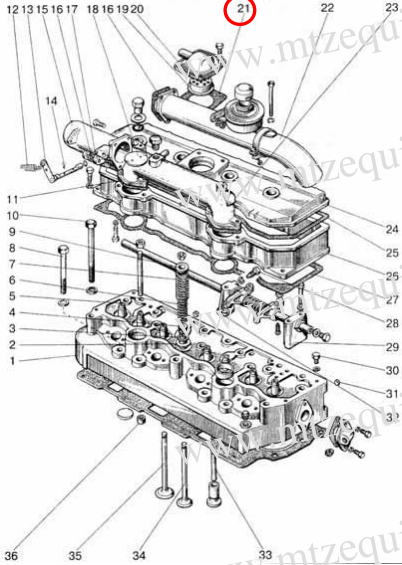

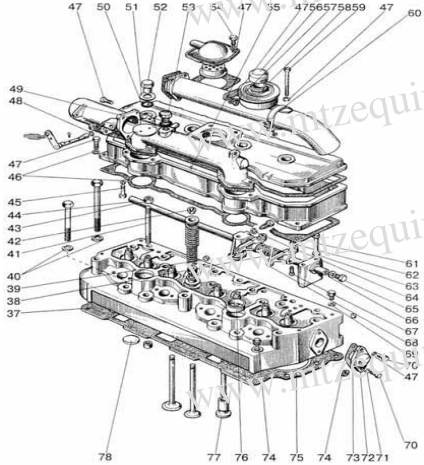



No.	Part# Short	Part# Long	Description	Weight, Kg	Price	Part number on the diagram	Diagram	Part Image
419	2401002069A	240-1002069-A	Front bushing of Camshaft	-	14.76	#9		
420	2401002082A1	240-1002082-A1	Gasket of oil pipe connector (2401002082)	-	1.16			
421	2401002082A1INKIT	240-1002082-A1_IN_KIT	Part of D-243-EGK-ESK					
422	2401002085	240-1002085	Filter 302100661	0.010	4.37			
423	2401002088V	240-1002088-V	Pipe connector (Branch)	-	44.15	#24		
424	2401002305	240-1002305	Crankshaft Seal/Collar MTZ (240-1002305) (KF100x12)	0.090	21.35			

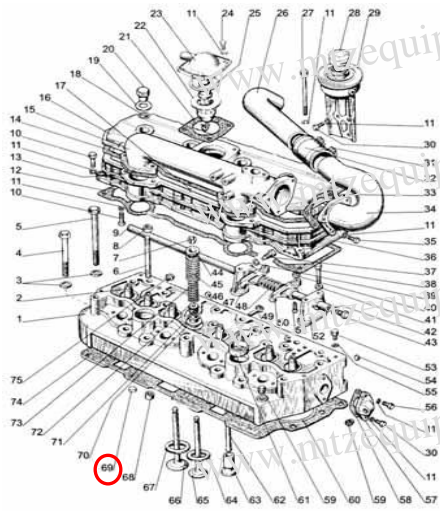

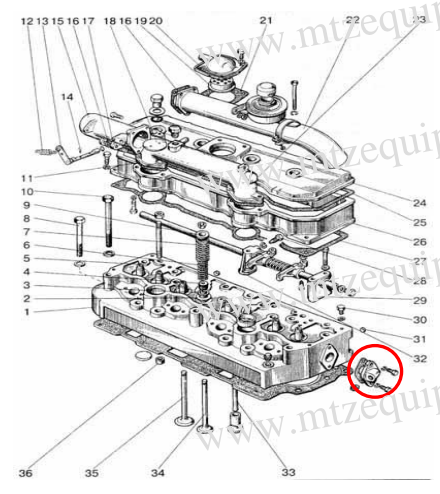

To order: Call 1-855-2GO-4MTZ x222 (1-855-246-4689 x222) Fax: 1-647-933-9066 Email: spares@mtzequipment.com

No.	Part# Short	Part# Long	Description	Weight, Kg	Price	Part number on the diagram	Diagram	Part Image
425	2401002314	240-1002314	Gasket of rear plate	0.050	10.49	#41		
426	2401002314INKIT	240-1002314_IN_KIT	Part of D-243-EGK-ESK					
427	2401002320V	240-1002320-V	Oil meter (Engine oil gauge)	-	18.13	#18		
428	2401002323B	240-1002323-B	Pipe	-	5.28	#19		

No.	Part# Short	Part# Long	Description	Weight, Kg	Price	Part number on the diagram	Diagram	Part Image
429	2401002328	240-1002328	Stopper (Plug)	-	5.13	#27		
430	2401002440	240-1002440	Filter (Breather)	-	12.17	#19		

No.	Part# Short	Part# Long	Description	Weight, Kg	Price	Part number on the diagram	Diagram	Part Image
431	2401002444A1	240-1002444-A1	Gasket of breather housing	-	4.37	#21		
432	2401002444A1INKIT	240-1002444-A1_IN_KIT	Part of D-243-EGK-ESK					
433	2401003012A1	240-1003012-A1	Cylinder head with valves (240-1003012)	-	1 323.23	#0		

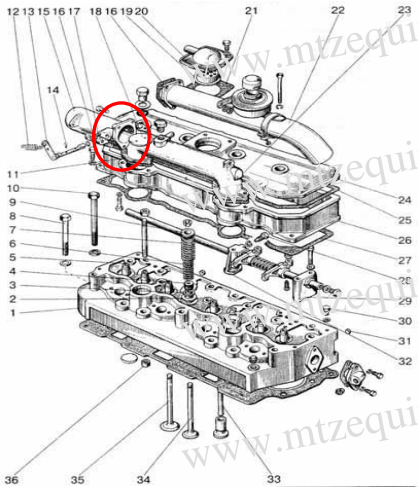

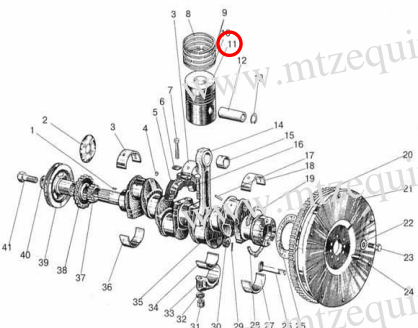



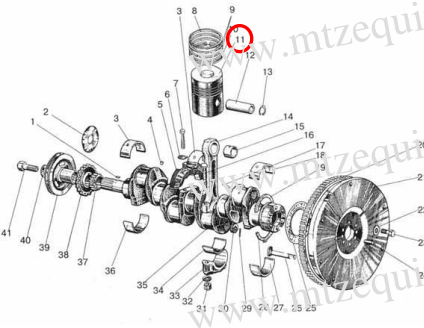

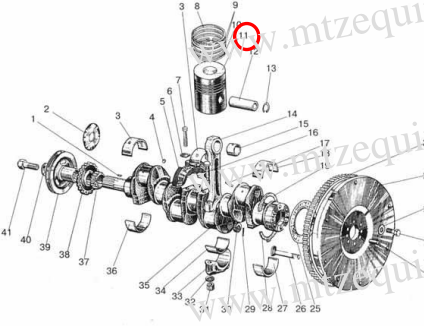

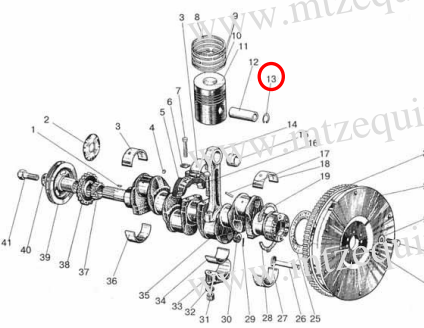

No.	Part# Short	Part# Long	Description	Weight, Kg	Price	Part number on the diagram	Diagram	Part Image
434	2401003027A2	240-1003027-A2	Frost Plug/ Stopper			#69		
435	2401003031	240-1003031	Gasket of inlet manifold	-	1.76	#0		
436	2401003031INKIT	240-1003031_IN _KIT	Part of D-243- EGK-ESK, 2pcs					



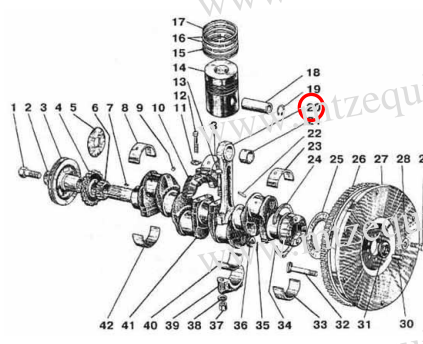

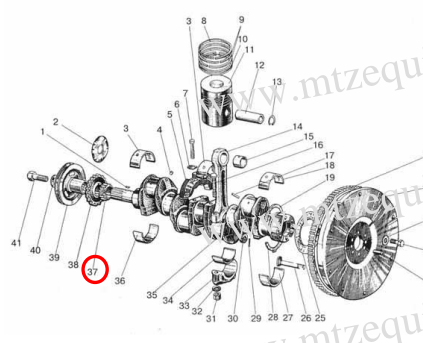

No.	Part# Short	Part# Long	Description	Weight, Kg	Price	Part number on the diagram	Diagram	Part Image
437	2401003032A	240-1003032-A	Cylinder head cover (240-1003032-A-2; 240-1003032-01)		117.59	#26		
438	2401003037	240-1003037	Frost plug	0.008		#38		
439	2401003081A	240-1003081A	Use F-4.118.3		-			

No.	Part# Short	Part# Long	Description	Weight, Kg	Price	Part number on the diagram	Diagram	Part Image
440	2401003108	240-1003108	Tappet gasket for Cylinder head cover	0.080	12.02	#27		
441	2401003108INKIT	240-1003108_IN_KIT	Part of D-243-EGK-ESK					
442	2401003109	240-1003109	Cylinder head cap cover tappet gasket for Cylinder head cap cover	0.065	11.10	#25		
443	2401003109INKIT	240-1003109_IN_KIT	Part of D-243-EGK-ESK					
444	2401003210A	240-1003210-A	Head Gasket		79.49			

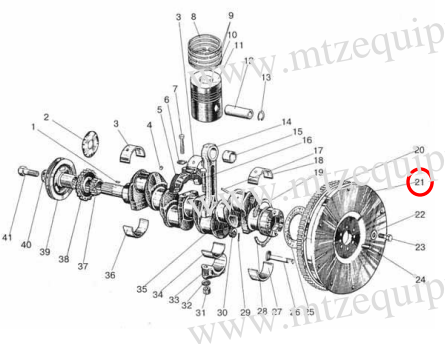

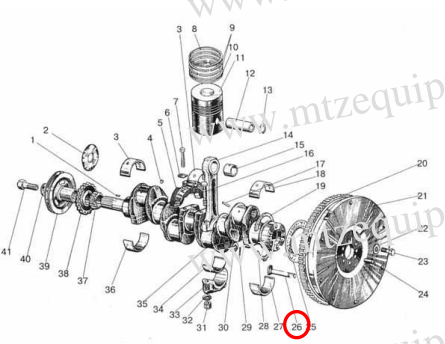

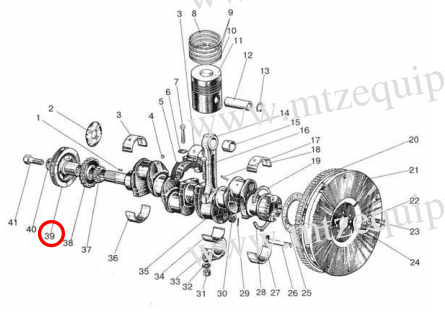

No.	Part# Short	Part# Long	Description	Weight, Kg	Price	Part number on the diagram	Diagram	Part Image
445	2401003264A	240-1003264-A	Tappet Gasket of pipe connector of inlet manifold	-	2.84	#0		
446	2401003264AINKI	240-1003264-A_IN_KI	Part of D-243-EGK-ESK					
447	2401004021A1C	240-1004021-A1-C	Piston w/o covering "C", D-243; V=60sm.cub./h=27mm	1.600	105.35	#11		
448	2401004021D	240-1004021-D	Piston (2401004021b)	-	105.35			
449	2401004021D01	240-1004021-D-01	Piston (2401004021m)	-	105.35			
450	2401004021D02	240-1004021-D-02	Piston (small)	-	105.35			

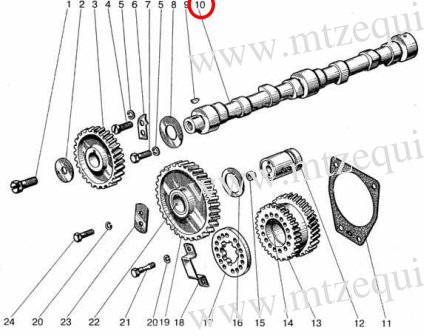

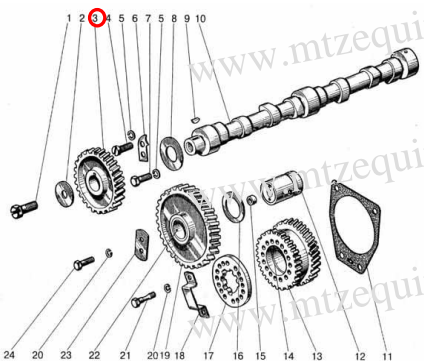

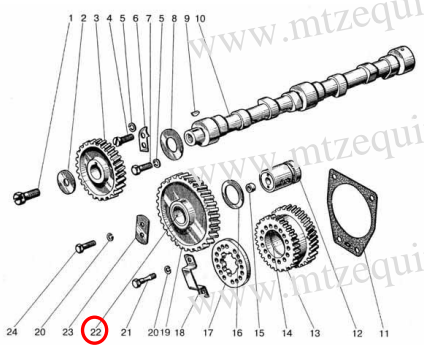

No.	Part# Short	Part# Long	Description	Weight, Kg	Price	Part number on the diagram	Diagram	Part Image
451	2401004021G	240-1004021-G	G Piston w/o covering M 4-rings D-243; V=55sm.cub, h=26mm	-	105.35	#11		
452	2401004021G01	240-1004021-G-01	C Piston w/o covering C 4-rings D-243; V=55sm.cub, h=26mm	-	105.35	#11		
453	2401004022	240-1004022	Snap Ring	-	2.84	#13		

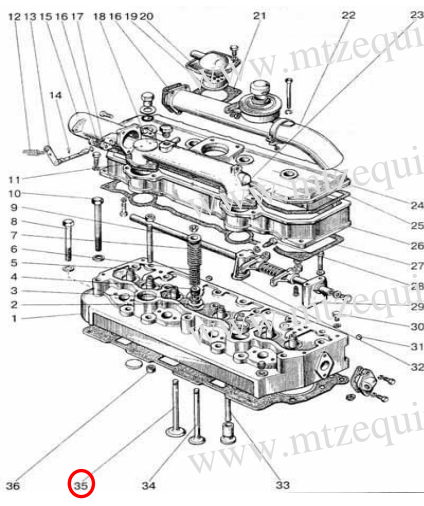

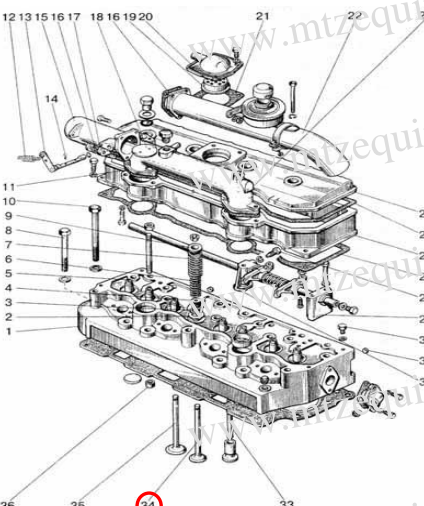



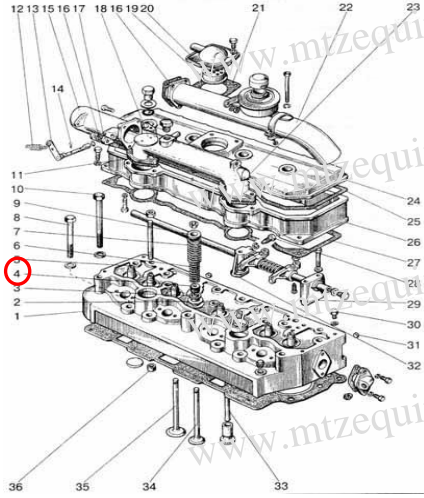

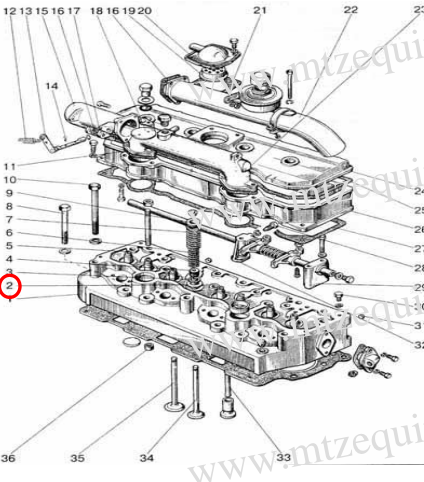

No.	Part# Short	Part# Long	Description	Weight, Kg	Price	Part number on the diagram	Diagram	Part Image
454	2401004060A	240-1004060-A	Use ST-240-1004060-A	-	-			
455	2401004100A	240-1004100-A	Connecting Rod set D-245.5/ D-245 {13,20,21,37-39}	-	144.81	#20		
456	2401004115a	240-1004115a	Bushing of connecting rod with hole, D=42 mm	0.075	37.71			
457	2401005030A1	240-1005030-A1	Crankshaft distribution gear, z=20	-	104.73	#37		
458	2401005030D	240-1005030-D	Crankshaft distribution gear		114.53			



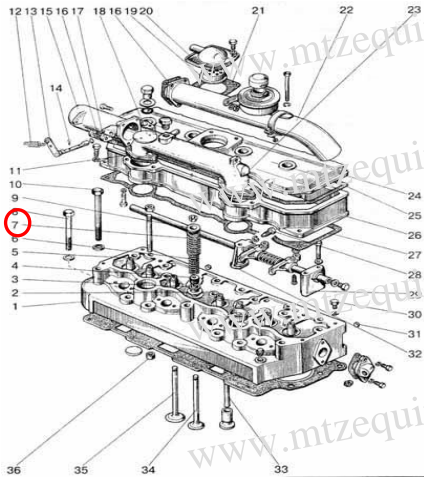

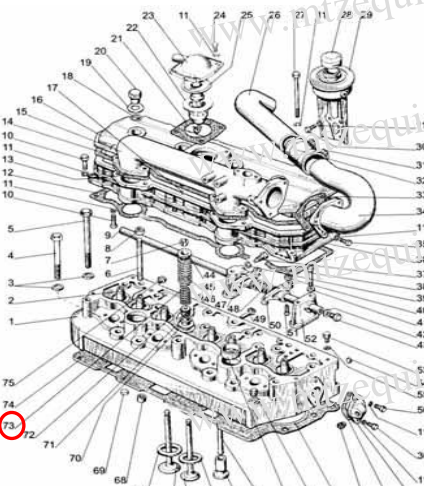

No.	Part# Short	Part# Long	Description	Weight, Kg	Price	Part number on the diagram	Diagram	Part Image
459	2401005114A1	240-1005114-A1	Flywheel with flywheel rim, D-243 (240-1005114-A)	28.500	563.73	#21		
460	240100511511	240-1005115-11	Flywheel with rim, 6 pins D-243 (240-1005115-02)	29.988	563.73			
461	2401005122	240-1005122	Pin of flywheel D-243/D-245.5, short L=91.5mm (M12x1.25)	0.098	13.40	#26		
462	2401005131B02	240-1005131-B-02	Crankshaft Pulley (single-groove) D-243 (240-10051)	1.810	104.73	#39		

No.	Part# Short	Part# Long	Description	Weight, Kg	Price	Part number on the diagram	Diagram	Part Image
463	2401006015A	240-1006015-A	Camshaft D-243/D-242/ D-244	-	256.20	#10		
464	2401006214A1	240-1006214-A1	Camshaft Gear wheel, z=40	0.792	127.68	#3		
465	2401006240A2	240-1006240-A2	Intermediate gear with bushing , z=53 (240-1006240- A-A1) {21-22}	1.650	149.40	#22		


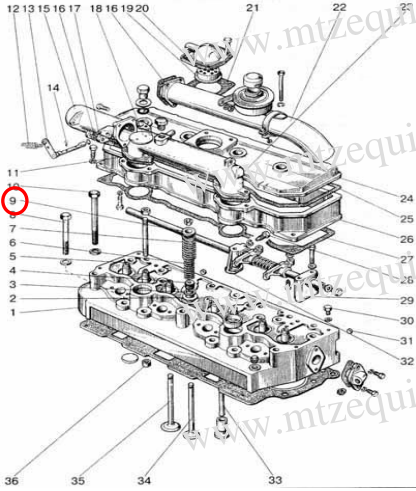

No.	Part# Short	Part# Long	Description	Weight, Kg	Price	Part number on the diagram	Diagram	Part Image
466	2401007014B4	240-1007014-B4	Inlet Valve (240-1007014-B7) (A05.11.012)		25.79	#35		
467	2401007015B6	240-1007015-B6	Outlet Valve (240-1007015-B7) (A05.11.040)		25.79	#34		

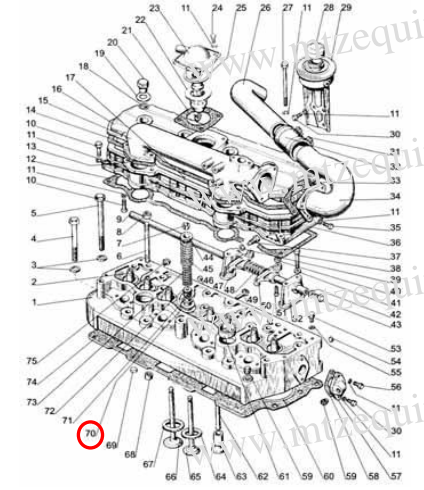

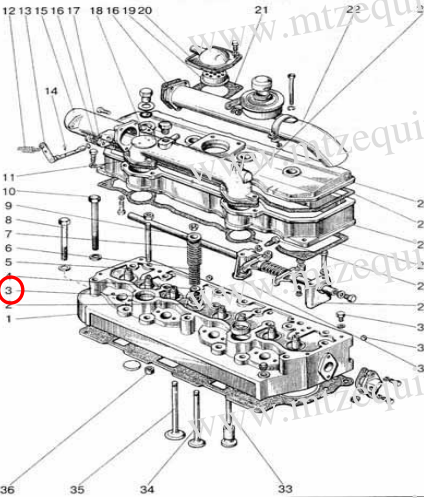

No.	Part# Short	Part# Long	Description	Weight, Kg	Price	Part number on the diagram	Diagram	Part Image
468	2401007020	240-1007020	Valve sealing collar	-	4.05	#4		
469	2401007020INKIT	240-1007020_IN_KIT	Part of D-243-EGK-ESK, 8pcs					
470	2401007032B01	240-1007032-B-01	Bush / valve guides (240-1007032-B, 240-1007032-B-01)		10.49	#2		

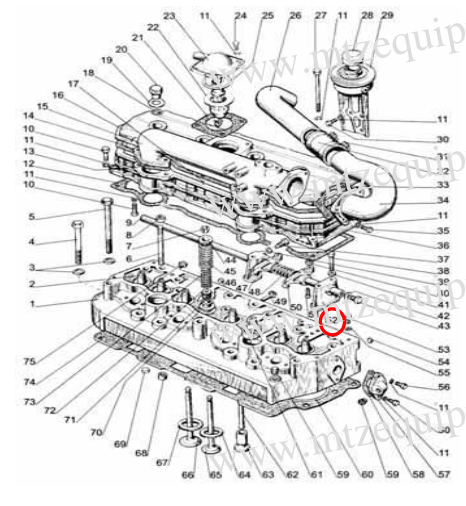

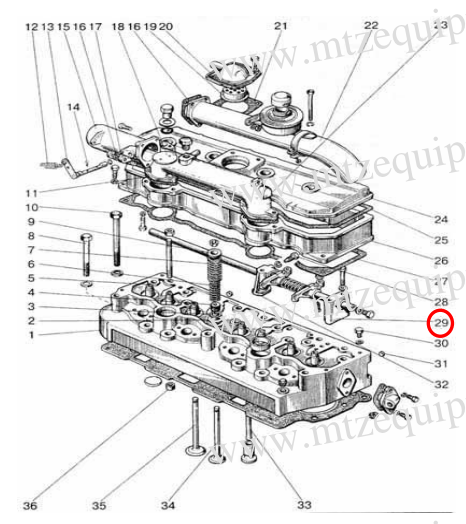



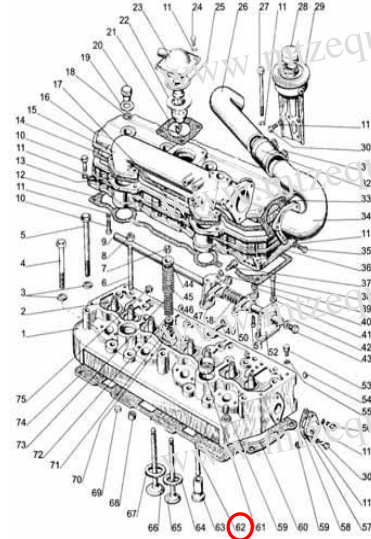

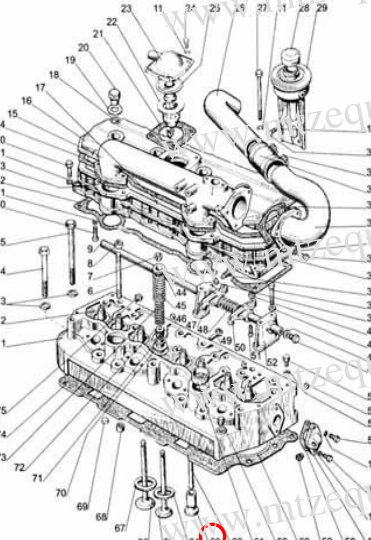

No.	Part# Short	Part# Long	Description	Weight, Kg	Price	Part number on the diagram	Diagram	Part Image
471	2401007045A1	240-1007045-A1	Outer valve Spring (D=39mm; d=29mm; L=67mm)		8.96	#7		
472	2401007046A1	240-1007046-A1	Inner valve Spring (D=26mm; d=20mm; L=60mm)		8.96	#73		



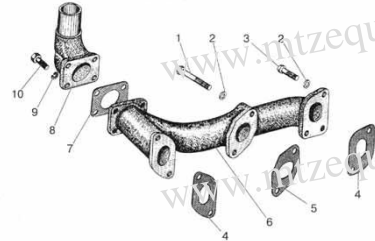

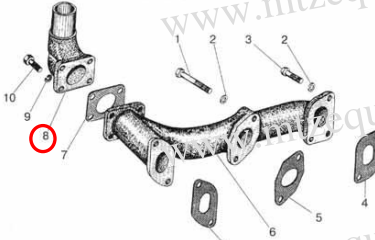

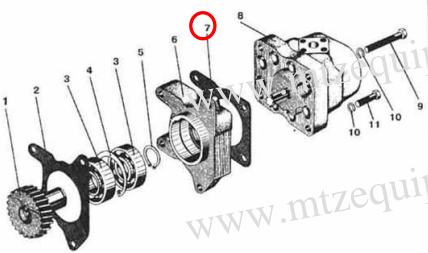

No.	Part# Short	Part# Long	Description	Weight, Kg	Price	Part number on the diagram	Diagram	Part Image
473	2401007045A10	240-1007045-A10	Valve spring	0.100	8.96			
474	2401007046A1	240-1007046-A1	Inner valve Spring		8.96			
475	2401007046A5	240-1007046-A5	Valve spring		8.96			
476	2401007048	240-1007048	Disk of valve springs (D=38.5mm; d=14mm; H=4mm)		6.81	#9		

No.	Part# Short	Part# Long	Description	Weight, Kg	Price	Part number on the diagram	Diagram	Part Image
477	2401007054	240-1007054	Valve spring washer		2.84	#70		
478	2401007055	240-1007055	Valve spring washer		2.84	#3		

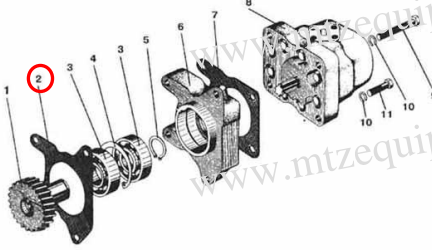

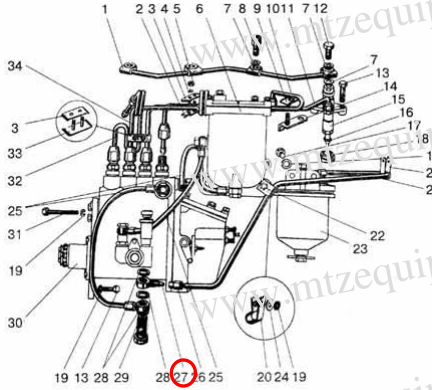

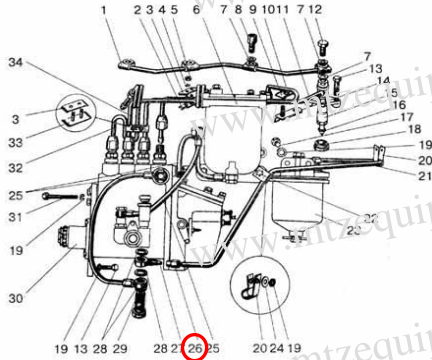

No.	Part# Short	Part# Long	Description	Weight, Kg	Price	Part number on the diagram	Diagram	Part Image
479	2401007151B	240-1007151-B	Front bracket/pillar	0.600	14.46	#62		
480	2401007151B01	240-1007151-B-01	Rear axle bracket/pillar	0.575	14.46	#29		
481	2401007181A	240-1007181A	Pedastel	0.340	28.23			
482	2401007200	240-1007200	Oil Pipe	0.054	19.05			

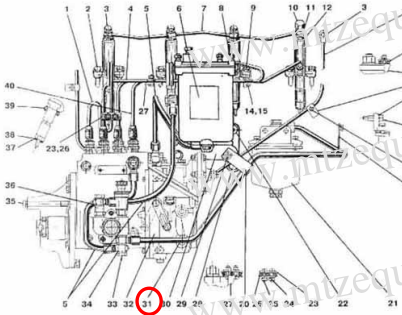

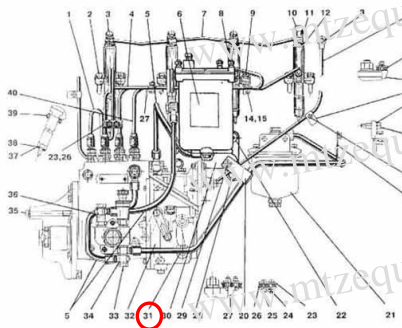

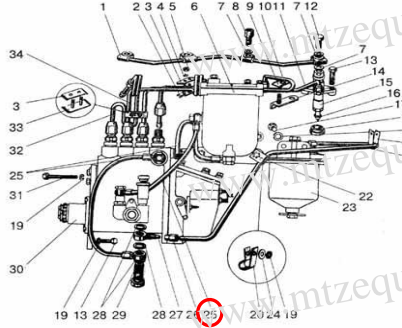

No.	Part# Short	Part# Long	Description	Weight, Kg	Price	Part number on the diagram	Diagram	Part Image
483	2401007310B1	240-1007310-B1	Push Rod (240-1007310-B1) (240-1007310)	0.194	11.70	#62		
484	2401007375A1	240-1007375-A1	Cam followers/ Valve tappet	0.123	24.26	#63		



No.	Part# Short	Part# Long	Description	Weight, Kg	Price	Part number on the diagram	Diagram	Part Image
485	2401008015A1	240-1008015-A1	Outtake manifold assy	9.143	172.05	#0		
486	2401008021B1	240-1008021-B1	Adapter - exhaust elbow/Reducer D-243	2.270	39.24	#8		
487	2401022062	240-1022062	Gasket of gear pump NSH10 mount	0.026	3.60	#7		
488	2401022062INKI	240-1022062_IN_KI	Part of D-243-EGK-ESK					





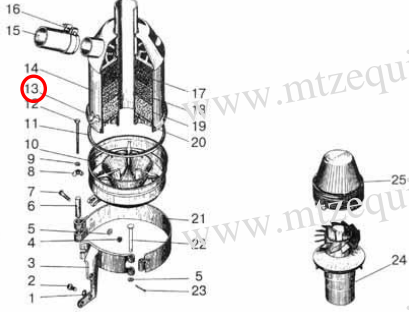

No.	Part# Short	Part# Long	Description	Weight, Kg	Price	Part number on the diagram	Diagram	Part Image
489	2401022075A1	240-1022075-A1	Gasket of gear pump housing	0.027	4.37	#2		
490	2401022075A1INKIT	240-1022075-A1_IN_KIT	Part of D-243-EGK-ESK					
491	240110411801	240-1104118-01	Elbow, alluminium, complete set		5.90	#27		
492	240110411901	240-1104119-01	Nut of Angle joint		-	#26		

No.	Part# Short	Part# Long	Description	Weight, Kg	Price	Part number on the diagram	Diagram	Part Image
493	2401104160	240-1104160	Plastic fuel line/ Pipe D-245/ D-245.5/ D-243C L=1014mm	0.090	22.41	#31		
494	240110416001	240-1104160-01	Fuel Pipe		18.75	#31		
495	240110416003	240-1104160-03	Plastic fuel line/Pipe short D-243/D-242/ D-244, L=2	0.023	15.23	#25		
496	2401104165	240-1104165	Use 240-1104160		-			

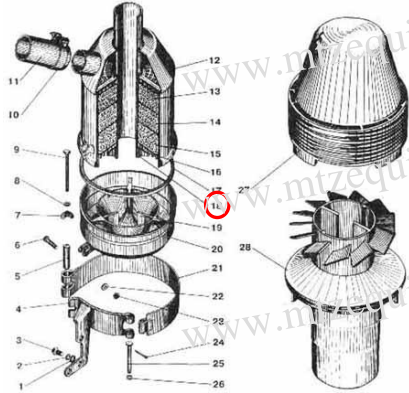
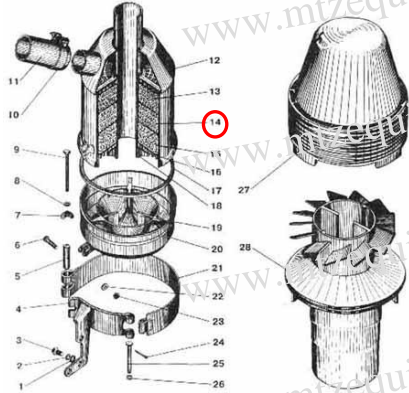
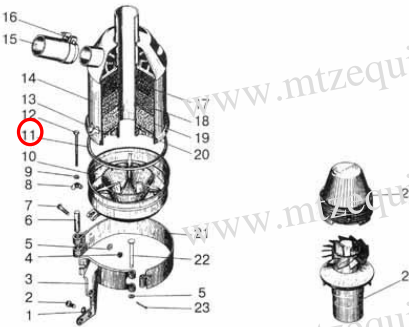

To order: Call 1-855-2GO-4MTZ x222 (1-855-246-4689 x222) Fax: 1-647-933-9066 Email: spares@mtzequipment.com

No.	Part# Short	Part# Long	Description	Weight, Kg	Price	Part number on the diagram	Diagram	Part Image
497	2401104300	240-1104300	High pressure fuel pipe/ Straight Pipe for any cylinder for spare parts		21.20	#0		
498	240110430002	240-1104300-02	injector line/pipe #2 (240-1104250)	0.170	22.73	#8		
499	2401104320V	240-1104320-V	Delivery pipe		23.94			
500	2401104787	240-1104787	Bolt		3.75			
501	2401105010	240-1105010	Fuel filter-settler (A23.30.000-01-10)		104.73	#21		

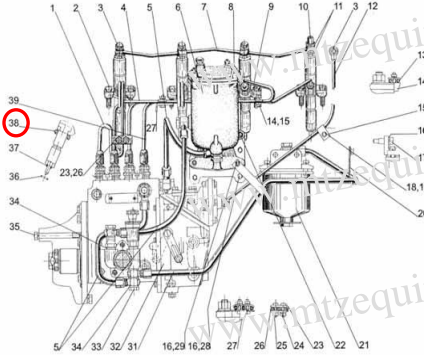



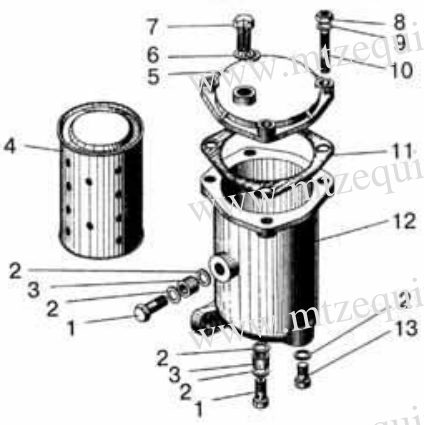

To order: Call 1-855-2GO-4MTZ x222 (1-855-246-4689 x222) Fax: 1-647-933-9066 Email: spares@mtzequipment.com

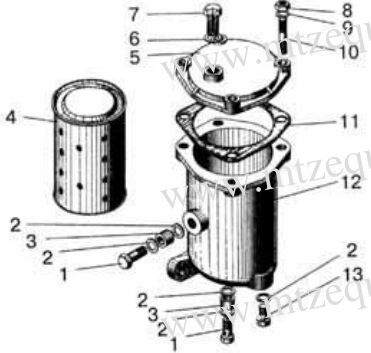
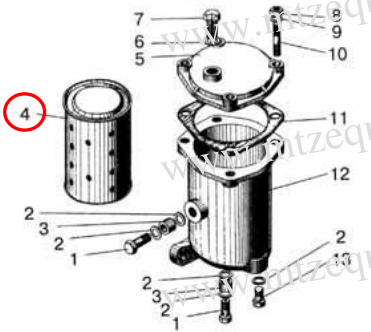

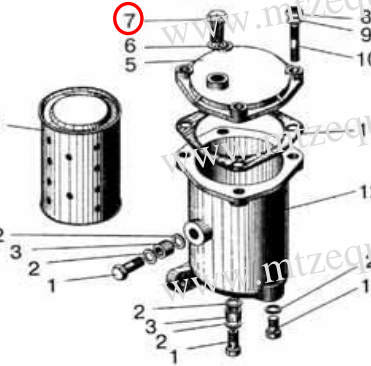

No.	Part# Short	Part# Long	Description	Weight, Kg	Price	Part number on the diagram	Diagram	Part Image
502	2401105025	240-1105025	Reflector of filter-settler (A23.11.000; 50-1105040-B)	0.035	18.13	#10		
503	2401109095	240-1109095	Plastic stopper		12.17	#13		

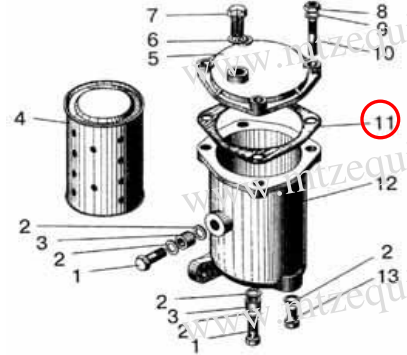



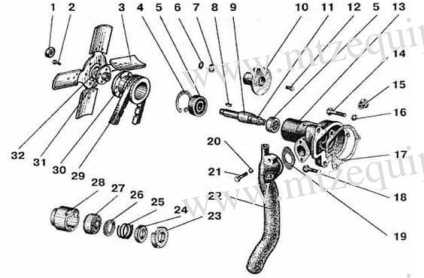

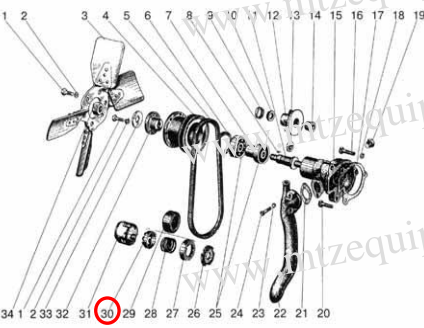

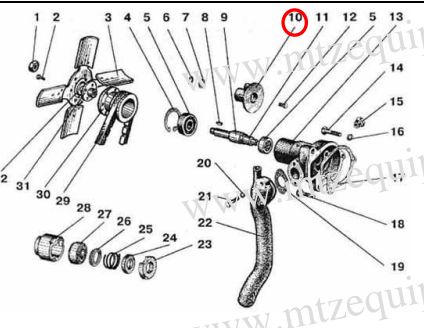

No.	Part# Short	Part# Long	Description	Weight, Kg	Price	Part number on the diagram	Diagram	Part Image
504	2401109096	240-1109096	Stopper		10.64	#18		
505	2401109166B	240-1109166-B	Filter set. 3 fliters 65/66/67	0.140	29.78	#14		
506	2401109306	240-1109306	Gasket/ Ring D-243/D-245.5		3.45	#11		



No.	Part# Short	Part# Long	Description	Weight, Kg	Price	Part number on the diagram	Diagram	Part Image
507	2401111036B	240-1111036-B	Guard ring (240-1111036-B1) (injector seal/rubber)	0.006	0.99	#38		
508	2401111103	240-1111103	Banjo bolt/Bolt (Long) of Angle joint with Nut	0.045	-			
509	2401117010A	240-1117010-A	Filter assy	0.64	134.93	#0		

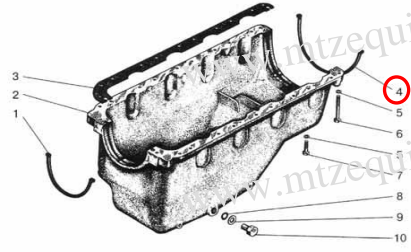

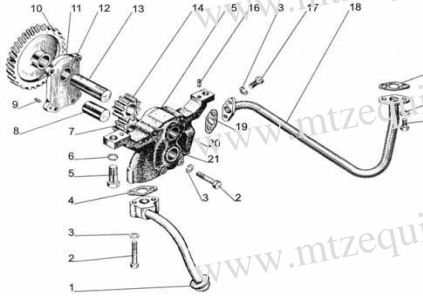

No.	Part# Short	Part# Long	Description	Weight, Kg	Price	Part number on the diagram	Diagram	Part Image
510	2401117020A01	240-1117020-A-01	Part of 240-1117010-A	0.64	134.93	#0		
511	2401117030	240-1117030	Use A65.01.100-10 Filter element MTZ T-40	0.130	-	#4		
512	2401117101A	240-1117101-A	Connector bolt (M10*1.5x22; S-17)	-	4.37	#7		

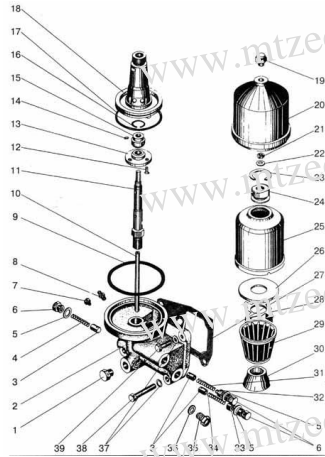

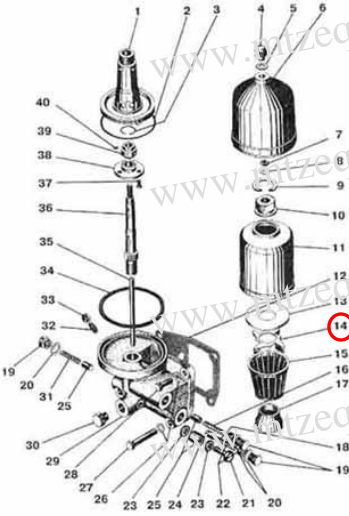

No.	Part# Short	Part# Long	Description	Weight, Kg	Price	Part number on the diagram	Diagram	Part Image
513	2401117102	240-1117102	Gasket of fine fuel filter	0.020	3.75	#11		
514	2401117102INKIT	240-1117102_IN_KIT	Part of D-243-EGK-ESK					
515	2401307000	240-1307000	Water Pump 240-1307010-A-03+fan 240-1308040-A (4 m)		251.31			
516	240130700001	240-1307000-01	Water Pump 240-1307010-A-03+fan 245-1308040-A (5 m)		269.67			
517	240130700002	240-1307000-02	Water Pump 240-1307010-A-03 + fan 245-1308010-A		242.13			
518	2401307000 Duplicate	2401307000_Duplicate	Use 240-1307010-A-03		-			

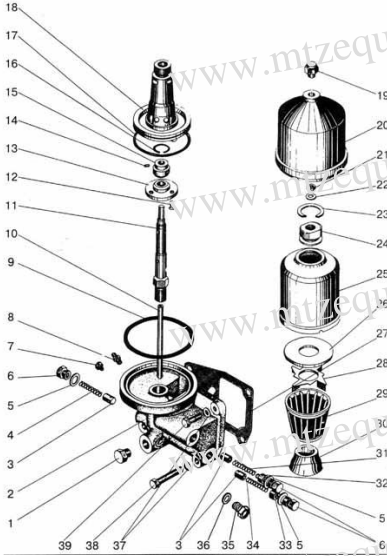
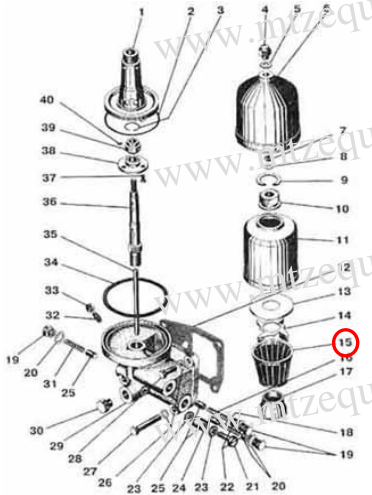

No.	Part# Short	Part# Long	Description	Weight, Kg	Price	Part number on the diagram	Diagram	Part Image
519	2401307010A03	240-1307010-A-03	Water pump (single-groove) D-243/D-245.5/D-242/D-244	8.022	203.42	#0		
520	2401307030	240-1307030	Gland of water pump		13.23	#30		
521	2401307030INKIT	240-1307030_IN_KIT	Part of D-243-EGK-ESK					
522	240130706401	240-1307064-01	Retaining ring		3.29			
523	2401307074B	240-1307074-B	Impeller		25.79	#10		

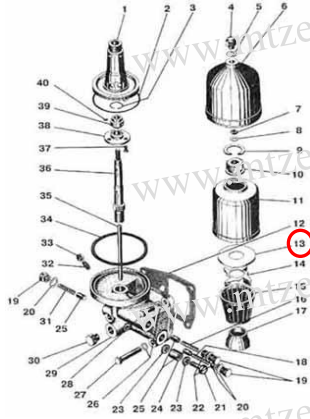

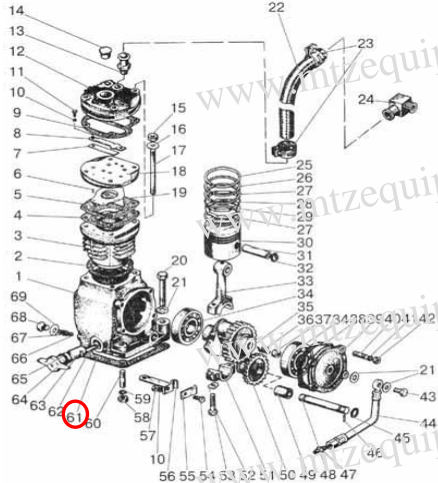

No.	Part# Short	Part# Long	Description	Weight, Kg	Price	Part number on the diagram	Diagram	Part Image
524	2401308040A	240-1308040-A	Fan assy 4 blade X-style	1.325	45.06	#3		
525	240131000000	240131000000	Use 240-1308040-A		-			
526	2401401015	240-1401015	Case oil pan (Oil Case of D-243/D-245.5)	10.342	375.86	#2		
527	2401401059A	240-1401059-A	Front Oil Pan Seal (Gland) (240-1401059-01)	0.020	3.85	#1		
528	2401401059AINKIT	240-1401059-A_IN_KIT	Part of D-243-EGK-ESK					

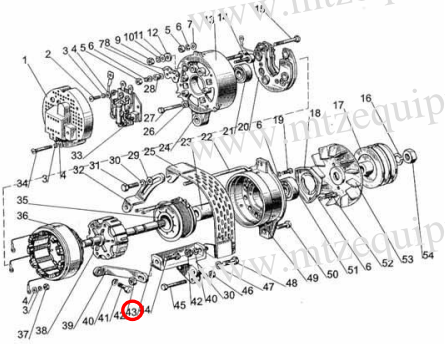

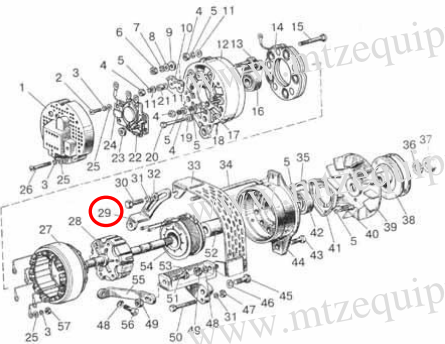



No.	Part# Short	Part# Long	Description	Weight, Kg	Price	Part number on the diagram	Diagram	Part Image
529	2401401065A	240-1401065-A	Rear Oil Pan Seal (240-1401065-01)	0.028	4.28	#4		
530	2401401065AINKIT	240-1401065-A_IN_KIT	Part of D-243-EGK-ESK					
531	2401403010	240-1403010	Oil pump for D-243/D-242/D-244 making until 1998; gear 240-1403228. z=36 (240-1403010-02)	3.585	144.81	#0		
532	240140301001	240-1403010-01	Oil Pump 36T		165.93			

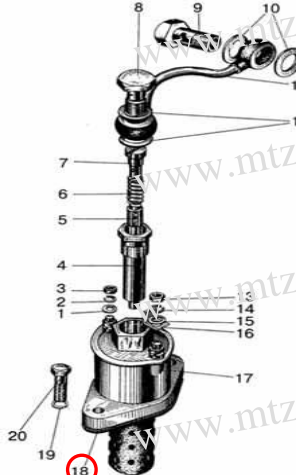

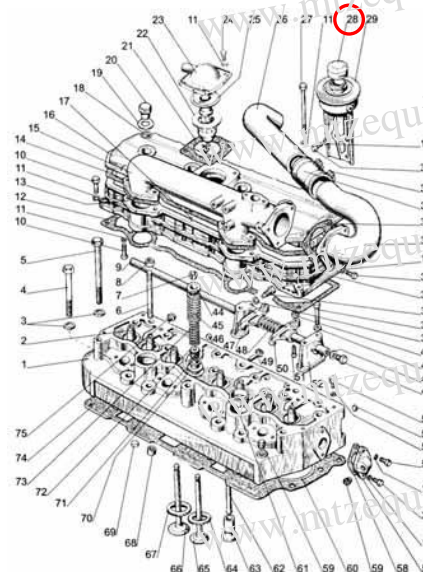

No.	Part# Short	Part# Long	Description	Weight, Kg	Price	Part number on the diagram	Diagram	Part Image
533	2401404010A01	240-1404010-A-01	Centrifugal oil filter assy D245.5/D245	8.120	334.53	#0		
534	2401404024	240-1404024	Impeller (d=35mm)	0.015	8.96	#14		

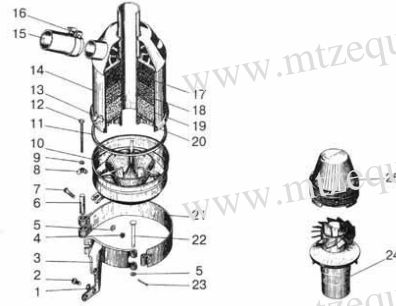

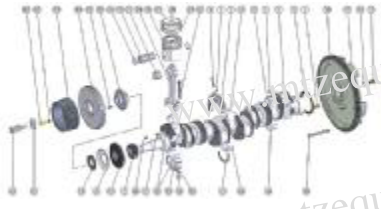
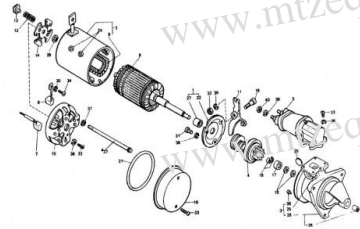

No.	Part# Short	Part# Long	Description	Weight, Kg	Price	Part number on the diagram	Diagram	Part Image
535	2401404030A	240-1404030-A	Bowl/Rotor axle assy	0.385	38.17	#0		
536	2401404080A1	240-1404080-A1	Use 240-1404030-A		-			
537	2401404110	240-1404110	Screen of centrifugal oil filter	0.030	13.23	#15		

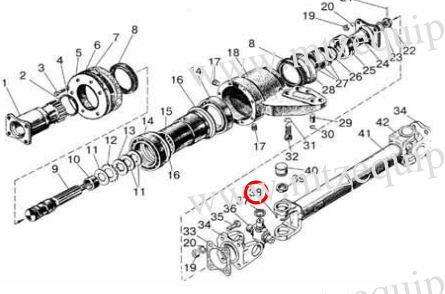

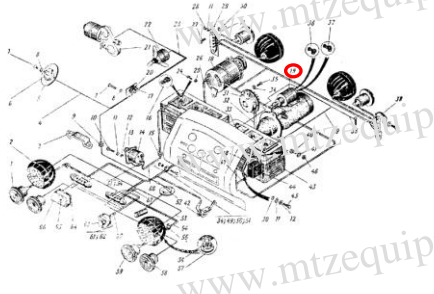

No.	Part# Short	Part# Long	Description	Weight, Kg	Price	Part number on the diagram	Diagram	Part Image
538	2401404113	240-1404113	Cover	0.025	4.37	#13		
539	2403509037A	240-3509037-A	Gasket of compressor case	0.006	1.76	#61		
540	2403509037AINKIT	240-3509037-A_IN_KIT	Part of D-243-EGK-ESK					
541	240350915001	240-3509150-01	Oil pipe (L=410 mm)		24.26			

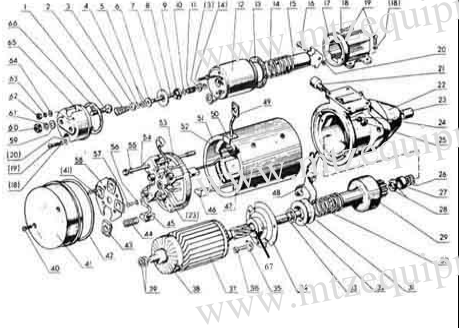

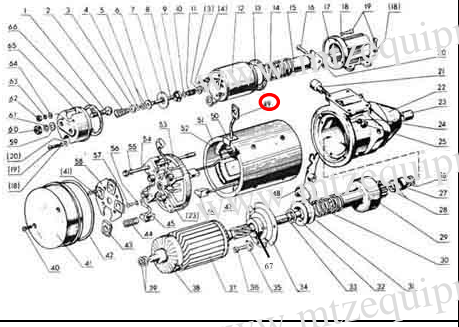

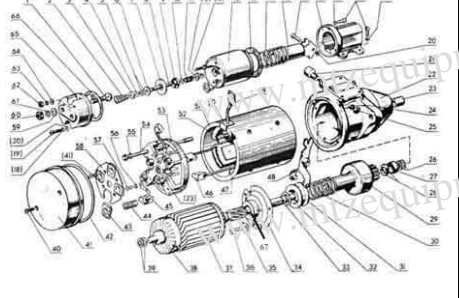

No.	Part# Short	Part# Long	Description	Weight, Kg	Price	Part number on the diagram	Diagram	Part Image
542	2403509158	240-3509158	Clamp		2.07			
543	2403701056V	240-3701056-V	Generator Bracket (240-3701056-B) for G964.3701000-1		34.65	#43		
544	2403701060B	240-3701060-B	Shield		19.35			
545	2403701063	240-3701063	Strip of alternator (240-3701063-020)		11.25	#29		



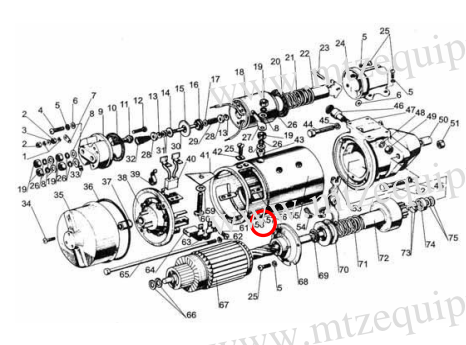

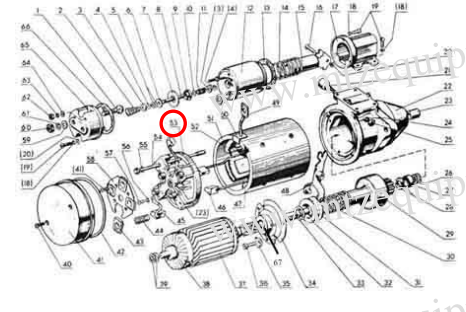

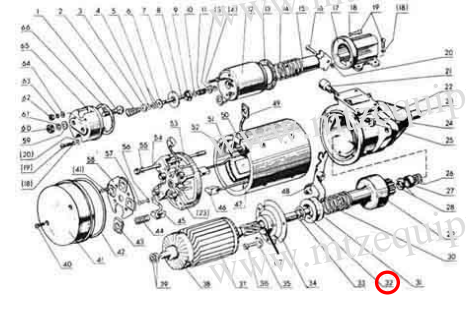

No.	Part# Short	Part# Long	Description	Weight, Kg	Price	Part number on the diagram	Diagram	Part Image
546	2403707115A1	240-3707115-A1	Gasket of Flame primer		3.60	#18		
547	2403707200	240-3707200	Tank Cap/Plug	0.120	13.54	#28		

No.	Part# Short	Part# Long	Description	Weight, Kg	Price	Part number on the diagram	Diagram	Part Image
548	24073708000	24073708000	Use AZJ3124		-			
549	24073708300A	24073708300A	Use 24.3708300-A		-			
550	240KV1	240-KV1	Complete set of air filter elements D-243/D-245.5	0.350	30.38	#0		
551	241103001	24-110-30-01	Set of piston rings D-260, modern EURO-0, EURO-1/2	0.53		#27		
552	241103001InKit	24-110-30-01_In_Kit	Part of 260-1004065-B					
553	241117030	24-1117030	Fuel filter element, t150, for SMD-62 engine	0.300	8.96	#0		
554	2413708000	241,3708	Starter 12V 400 series; D-144, T-40	18.000	454.19	#0		

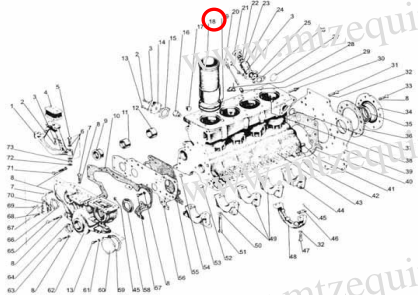


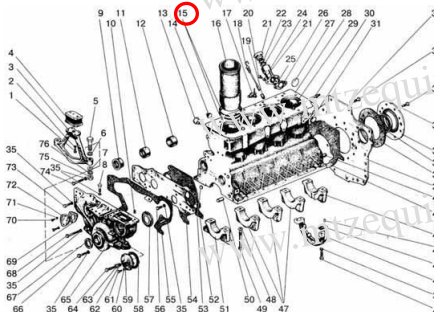

No.	Part# Short	Part# Long	Description	Weight, Kg	Price	Part number on the diagram	Diagram	Part Image
555	2413708000Sub	241.3708000_Sub	Use AZJ3229		-			
556	2421005010A	242-1005010-A	Crankshaft with bearings	-	1 140.84			
557	242201043	24-2201043	Stop ring (72-2203043)	0.004	1.76	#38		
558	2423707140A	242-3707140-A	Reservoir		58.83			
559	2423708000	242.3708000	Starter 12V, D-65, UMZ-6 (ST212-R1)	18.000	454.19	#19		
560	24263708	24263708	Use 242.3708000		-			
561	2431005010	243-1005010	Crankshaft D- 243 with bearings	38.000	1 323.23			
562	243708	243708	Use 74.3708000		-			

No.	Part# Short	Part# Long	Description	Weight, Kg	Price	Part number on the diagram	Diagram	Part Image
563	243708000	24.3708	Starter 12V, MTZ	16.000	454.19	#0		
564	243708015	24,3708015	Non-insulated brush (ILGT685234.00 2-05) 17.9x23x21	0.042	8.34	#49		
565	243708025	24.3708025	Insulated brush (685234.002-02) 17.9x23x21.8	0.040	8.96	#0		

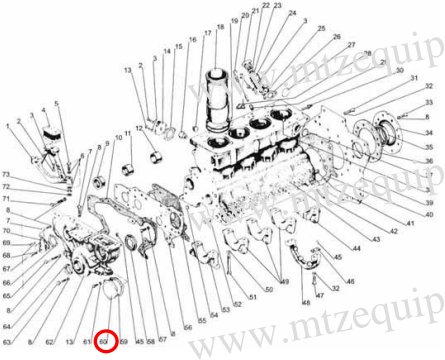

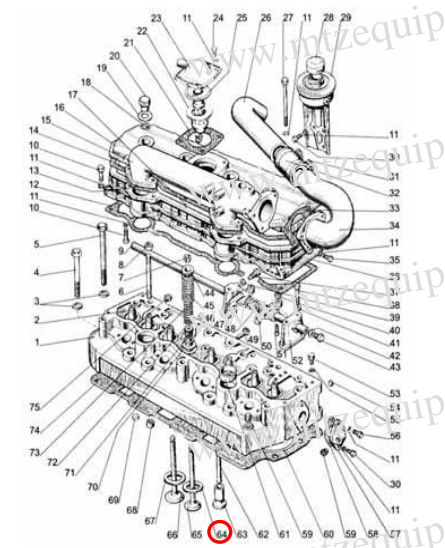



No.	Part# Short	Part# Long	Description	Weight, Kg	Price	Part number on the diagram	Diagram	Part Image
566	243708135	24.3708135	Colis			#58		
567	243708300A	24.3708300-A	Brush Holder/ Cover 12V	0.550	40.32	#53		
568	243708600	24.37086	Starter Drive 6 spline Russian (12V)	0.840	83.31	#22		
569	2451002009D	245-1002009-D	Cylinder block		1 293.84			
570	2451002009I	245-1002009-I	Cylinder block		1 293.84			
571	2451002021A1	245-1002021-A1	Sleeves/Cylinder head liner (small)	-	121.56			

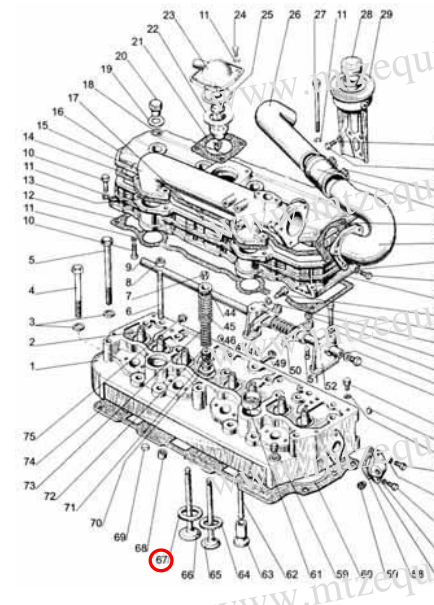



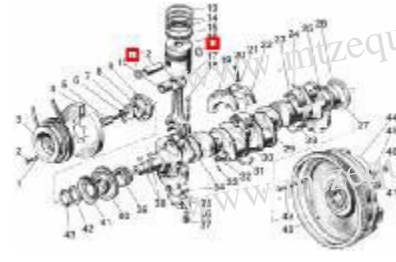


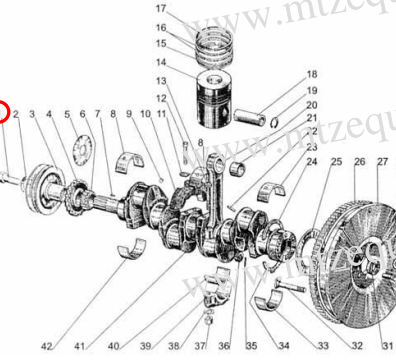

No.	Part# Short	Part# Long	Description	Weight, Kg	Price	Part number on the diagram	Diagram	Part Image
572	2451002021A101	245-1002021-A1-01	Cylinder Liner w/o phosphate "C" D-243/245/245.5 (01.412.033.07.9.1) L=230/D=124.5/ h=30mm	-	121.56	#18		
573	2451002021A102	245-1002021-A1-02	Cylinder Liner "B" D-50/243/242/244	-	121.56			
574	2451002021A104	245-1002021-A1-04	Cylinder head liner (6 cyl engine)	4.700				
575	2451002021AIU04	245-1002021-AIU-04	Use 245-1002021-A1-01					
576	2451002022A1	245-1002022-A1	Liner ring 124/4.5 mm	0.008	5.13	#15		

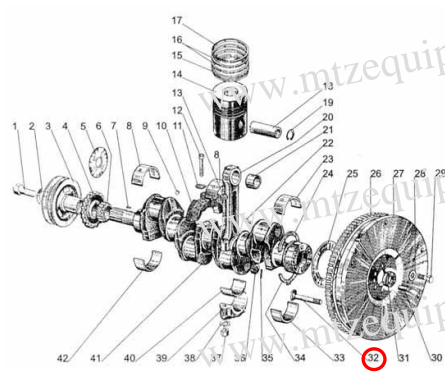



To order: Call 1-855-2GO-4MTZ x222 (1-855-246-4689 x222) Fax: 1-647-933-9066 Email: spares@mtzequipment.com

No.	Part# Short	Part# Long	Description	Weight, Kg	Price	Part number on the diagram	Diagram	Part Image
577	2451002022R	245-1002022-R	Liner ring	-	5.13			
578	2451002022R01	245-1002022-R-01	Use 245-1002022-R					
579	2451002036	245-1002036	Cover (260-1111206)		25.17	#60		
580	2451002051B101	245-1002051-B1-01	Pipe					
581	2451002314	245-1002314	Gasket		11.40			
582	2451003013B1	245-1003013-B1	Cylinder head with glow plugs		1 277.01			
583	2451003018B4	245-1003018-B4	Intake Valve Seat	-	20.48	#64		

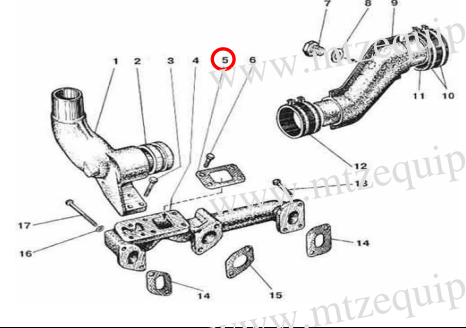

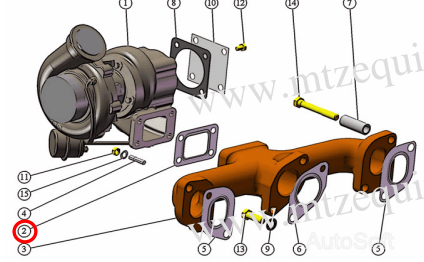
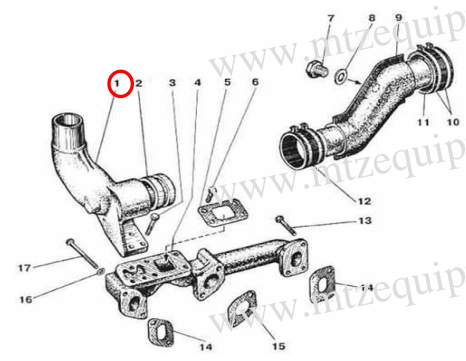

To order: Call 1-855-2GO-4MTZ x222 (1-855-246-4689 x222) Fax: 1-647-933-9066 Email: spares@mtzequipment.com

No.	Part# Short	Part# Long	Description	Weight, Kg	Price	Part number on the diagram	Diagram	Part Image
584	2451003019	245-1003019	Valve seat	0.030	20.48			
585	2451003019A	245-1003019-A	Valve seat	-	20.48			
586	2451003019B4	245-1003019-B4	Exhaust Valve seat (245-1003018-B1)	0.030	20.48	#67		
587	2451003109	245-1003109	Cylinder head cap cover gasket	-	13.23			
588	2451003122	245-1003122	Cover cap		89.43			
589	2451004021BU01	245-1004021-BU-01	Piston					
590	2451004021J03	245-1004021-J-03	Piston		165.93			

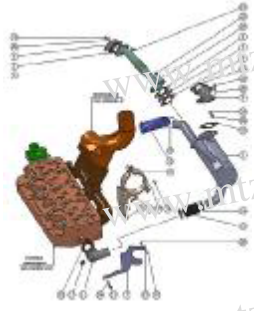
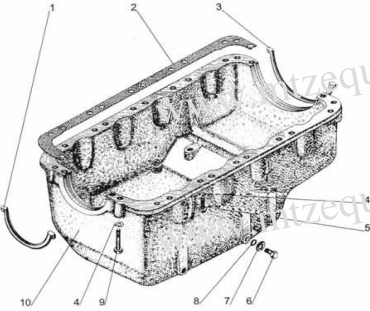

No.	Part# Short	Part# Long	Description	Weight, Kg	Price	Part number on the diagram	Diagram	Part Image
591	2451004022	245-1004022	Snap ring			#11		
592	2451004060a	245-1004060a	Piston rings set for old EURO-0 D-245/D-245.5	0.828				
593	2451005010A	245-1005010-A	Crankshaft D-245/D-245.5 with bearings	38.000	1 278.24			
594	2451005042	245-1005042	Oil deflector	-	5.58			
595	2451005054	245-1005054	Crankshaft bolt D-245, MTZ-1025 (260-1005054)	0.300	19.35	#1		

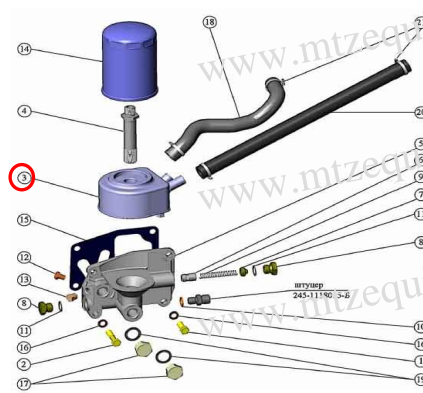

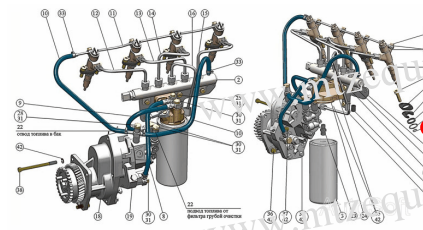
No.	Part# Short	Part# Long	Description	Weight, Kg	Price	Part number on the diagram	Diagram	Part Image
596	2451005054V	245-1005054-V	Bolt		19.35			
597	2451005122	245-1005122	Pin of flywheel D-245, MTZ-1025 long L=128.5mm	0.115	12.78	#32	 	
598	2451005132V	245-1005132-V	Inner ring		65.25			
599	2451005133V	245-1005133-V	Outer ring		65.25			
600	2451005134V	245-1005134-V	Bush		21.96			
601	2451006010A	245-1006010-A	Camshaft		294.75			
602	2451006311V102	245-1006311-V1-02	Fuel pump drive gear/ Gear wheel of fuel pump New style (245-1006311-V1)		239.37	#19	 	
603	2451007032	245-1007032	Valve guide bush	-	9.72			
604	2451008013B	245-1008013-B	Bush	0.800	66.78			



No.	Part# Short	Part# Long	Description	Weight, Kg	Price	Part number on the diagram	Diagram	Part Image
605	2451008016	245-1008016	Gasket of reducer d-245.5/D-245 (1pcs-K27; 2pcs-S2A)	-	5.90	#5		
606	2451008016A	245-1008016-A	Gasket			#2		
607	2451008021	245-1008021	Adapter/Reducer D-245.5/D-245	3.700	111.15	#1		

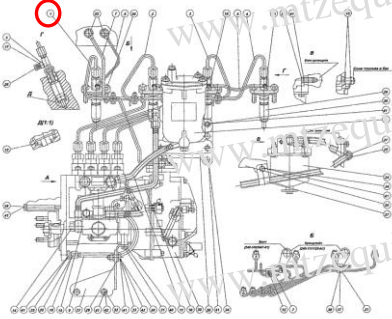

No.	Part# Short	Part# Long	Description	Weight, Kg	Price	Part number on the diagram	Diagram	Part Image
608	2451008023A	245-1008023-A	Exhaust Bolt/stud	0.050	4.37	#3		
609	2451008024	245-1008024	Bolt (for K27 turbo only)	0.020	6.66	#6		
610	2451008025	245-1008025	Exhaust/outrake manifold D-245.5/D-245	8.000	114.53	#4		



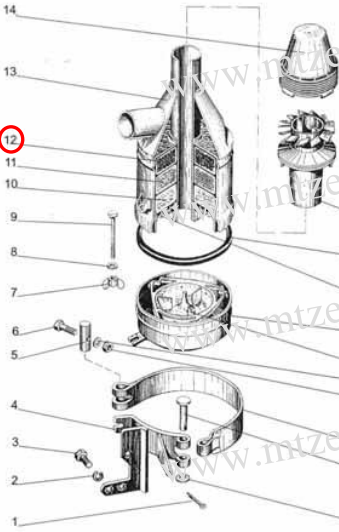
No.	Part# Short	Part# Long	Description	Weight, Kg	Price	Part number on the diagram	Diagram	Part Image
611	2451008025V1	245-1008025-V1	Exhaust manifold		297.81			
612	2451008026	245-1008026	Exhaust manifold gasket - last		7.11			
613	2451008027	245-1008027	Exhaust manifold gasket - middle		7.11			
614	2451008031	245-1008031	Bolt	-	6.81			
615	2451008140t	245-1008140t	After cooler tank			#1		
616	2451009110V	245-1009110-V	Oil Pan/Case of D-245 (steel)	6.890	285.57	#0		

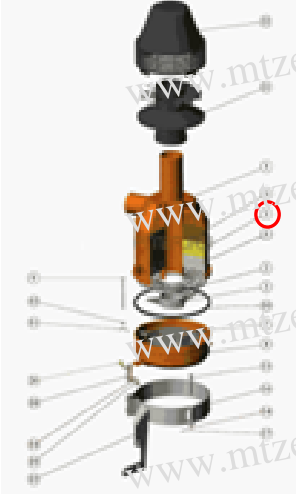
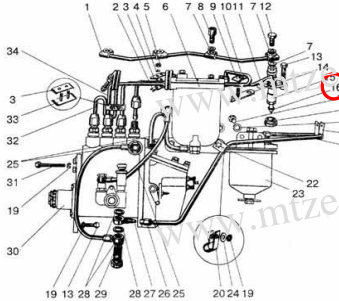

No.	Part# Short	Part# Long	Description	Weight, Kg	Price	Part number on the diagram	Diagram	Part Image
617	2451017005	245-1017005	Heat exchanger (TZHM-5200)		359.01	#3		
618	2451104143CR	245-1104143-CR	Gasket			#17		
619	2451104180A101	245-1104180-A1-01	Low pressure fuel pipe L=305mm	-	14.54			
620	2451104180A102	245-1104180-A1-02	Low pressure fuel pipe L=365mm	-	15.23			
621	2451104180A103	245-1104180-A1-03	Low pressure fuel pipe L=455mm	-	17.22			
622	2451104180A104	245-1104180-A1-04	Low pressure fuel pipe L=700mm	-	18.75			

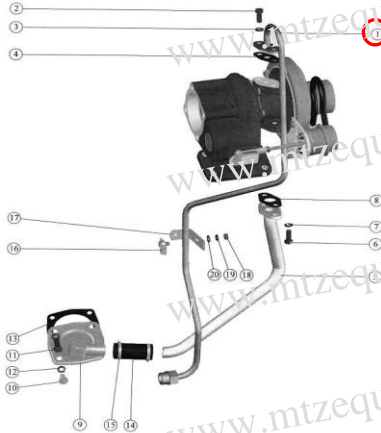

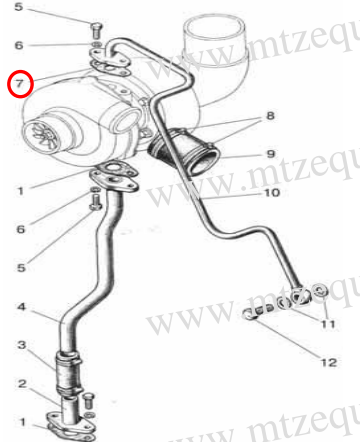

No.	Part# Short	Part# Long	Description	Weight, Kg	Price	Part number on the diagram	Diagram	Part Image
623	2451104180A105	245-1104180-A1-05	Low pressure fuel pipe L=925mm	-	18.75			
624	2451104180A106	245-1104180-A1-06	Low pressure fuel pipe L=1045mm	-	22.26			
625	2451104180A107	245-1104180-A1-07	Low pressure fuel pipe L=1400mm	-	22.88			
626	2451104180A108	245-1104180-A1-08	Low pressure fuel pipe L=2200mm	-	30.23			
627	2451104180A109	245-1104180-A1-09	Low pressure fuel pipe L=550mm	-	19.20			
628	2451104180A110	245-1104180-A1-10	Low pressure fuel pipe L=500mm	-	15.23			
629	2451104180A111	245-1104180-A1-11	Low pressure fuel pipe L=635mm	-	17.22			
630	2451104180A112	245-1104180-A1-12	Low pressure fuel pipe L=1460mm	-	23.79			
631	2451104180A113	245-1104180-A1-13	Low pressure fuel pipe L=1150mm	-	21.05			
632	2451104180CR	245-1104180-CR	Low pressure fuel pipe L=155mm	-	14.93			

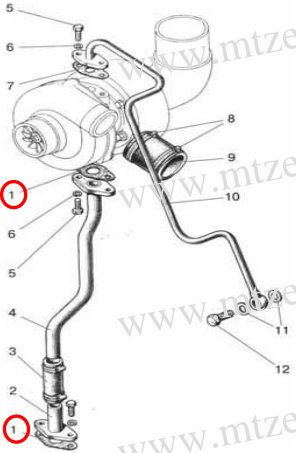

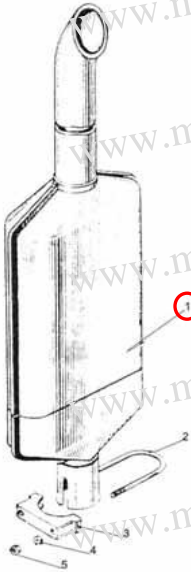



No.	Part# Short	Part# Long	Description	Weight, Kg	Price	Part number on the diagram	Diagram	Part Image
633	2451104180CR01	245-1104180-CR-01	Low pressure fuel pipe L=330mm	-	16.46			
634	2451104300A	245-1104300-A	High pressure fuel pipe 2nd cycle		22.88			
635	2451104300A01	245-1104300-A-01	High pressure fuel pipe 3rd cycle		21.05			
636	2451104300A02	245-1104300-A-02	High pressure fuel pipe 4th cycle		21.05			
637	2451104300B	245-1104300-B	High pressure fuel pipe 1st cycle/ First pipe (for jaZDA)		26.85	#1		
638	2451104320V	245-1104320-V	Delivery pipe		11.40			
639	2451104788	245-1104788	O-ring		0.54			

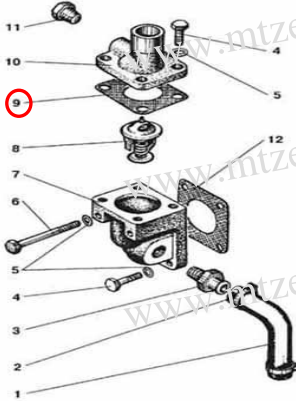

No.	Part# Short	Part# Long	Description	Weight, Kg	Price	Part number on the diagram	Diagram	Part Image
640	245110901502	245-1109015-02	Air cleaner stationary engine D-245/D-243/D-243C (9.14/17.20) (245-1109015-A-08, 245-1109015-A-04)	4.795	152.16	#0		
641	2451109165	245-1109165	Air Filter Top	0.300	16.76	#12		
642	2451109165inkit	245-1109165_in_kit	Part of 245-KV1		-			

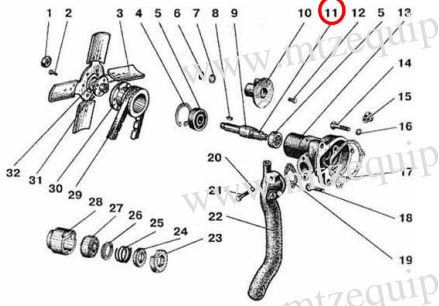

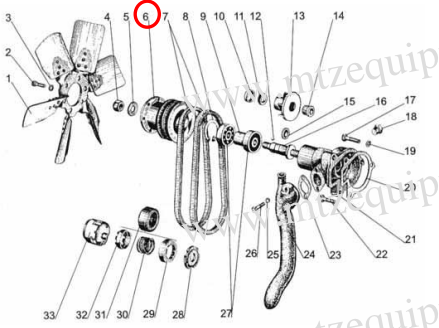

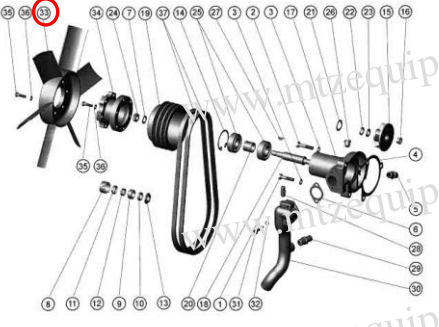

No.	Part# Short	Part# Long	Description	Weight, Kg	Price	Part number on the diagram	Diagram	Part Image
643	2451109166	245-1109166	Air Filter Middle		16.76	#5		
644	2451109166inkit	245-1109166_in_kit	Part of 245-KV1		-			
645	2451109167	245-1109167	Air Filter Bottom		16.76			
646	2451109167inkit	245-1109167_in_kit	Part of 245-KV1		-			
647	2451111020	245-1111020	Atomizer seal Gasket/injector washer with Teflon ring assy (245-1111022-A + 245-1111021-A) (11-1112208)	0.006	3.75	#16		
648	2451111020INKIT	245-1111020_IN_KIT	Part of D-243-EGK-ESK, 4pcs					
649	2451111145A	245-1111145-A	Bracket		6.66			

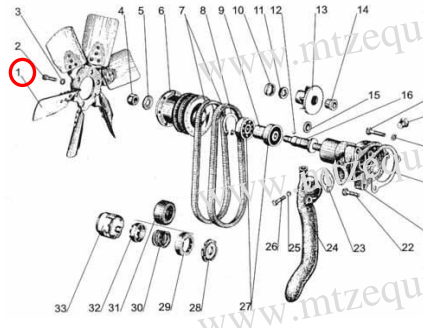

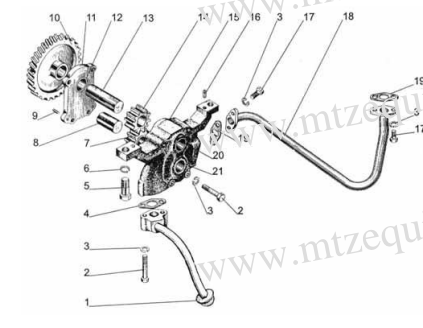

No.	Part# Short	Part# Long	Description	Weight, Kg	Price	Part number on the diagram	Diagram	Part Image
650	2451118010M	245-1118010-M	Inlet pipe for C14-198-01 EURO-2		55.77	#1		
651	2451118016	245-1118016	Gasket of turbo inlet pipe		3.29	#7		

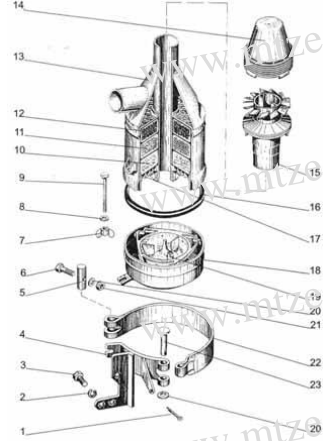

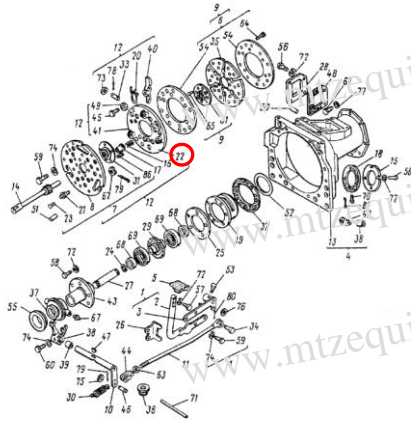

No.	Part# Short	Part# Long	Description	Weight, Kg	Price	Part number on the diagram	Diagram	Part Image
652	2451118034B	245-1118034-B	Gasket		3.29	#1		
653	2451205015	245-1205015	Silencer/ Muffler turbo D-245/D-245.5, MTZ-952/ 892/1025	7.000	178.17	#1		

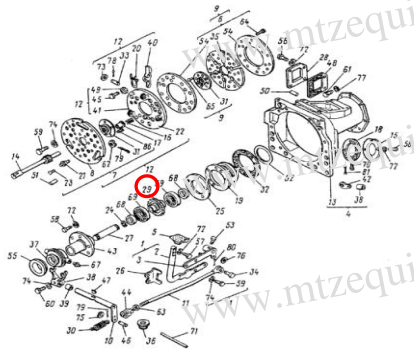

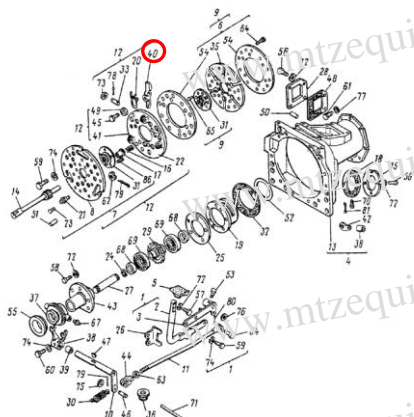



No.	Part# Short	Part# Long	Description	Weight, Kg	Price	Part number on the diagram	Diagram	Part Image
654	2451205015 Duplicate	245-1205015_ Duplicate	Use 245-1205020		-			
655	2451205020	245-1205020	Muffler	7.900	178.17			
656	2451306023	245-1306023	Gasket of thermostat cover	-	1.76	#9		
657	2451306023INKIT	245-1306023_ IN_KIT	Part of D-243-EGK-ESK					
658	2451306028	245-1306028	Body cover		25.32			
659	2451306028G	245-1306028-G	Body cover		27.46			
660	2451307010A110M	245-1307010-A1-10M	Water pump (240-1307012-A1) without single-groove	5.355	182.76			
661	2451307012A1	245-1307012-A1	Use 245-1307010-A1-10M					

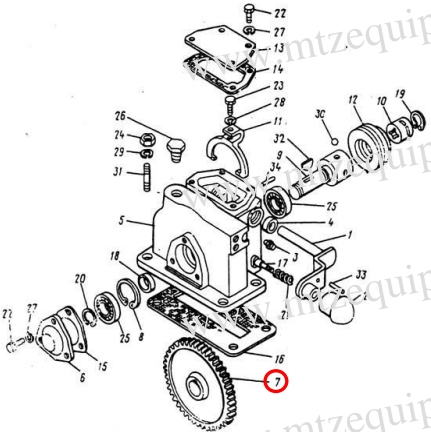

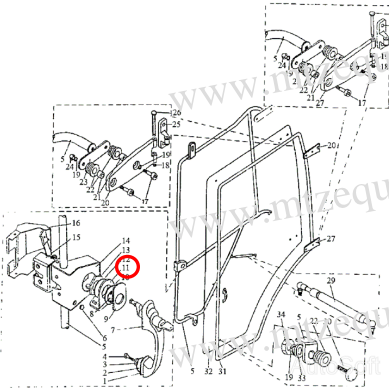

No.	Part# Short	Part# Long	Description	Weight, Kg	Price	Part number on the diagram	Diagram	Part Image
662	2451307052G (2451307052)	245-1307052-G	Shaft		44.15	#11		
663	2451307162V (2451307162)	245-1307162-V	Pulley (double-groove) D=117mm		120.03	#6		
664	2451308010A	245-1308010-A	Fan-Plastic		33.12	#33		
665	2451308040	245-1308040	6 blade Fan-Metal		71.69			





No.	Part# Short	Part# Long	Description	Weight, Kg	Price	Part number on the diagram	Diagram	Part Image
666	2451308040A (245130804001)	245-1308040-A (245-1308040-01)	Fan Metal (Six-Blade) of D-245/D245.5 (245-1308040-01)	1.865	68.31	#1		
667	2451308040 Duplicate	245-1308040_ Duplicate	Use 245-1308040-A		-			
668	2451403010	245-1403010	Oil pump D-245; D-243/242/244 making after 1998 with 245- 1403028, z=32		144.81	#0		
669	2453509103	245-3509103	Gasket		3.60			
670	2453710	2453710	Use 3710.055		-			
671	2455100501504	245.5-1005015-04	Crankshaft		1 186.44			
672	2459100501504	245.9-1005015-04	Crankshaft		1 356.89			
673	245e41008141M	245e41008141-M	Gasket		-			





No.	Part# Short	Part# Long	Description	Weight, Kg	Price	Part number on the diagram	Diagram	Part Image
674	245KV1	245-KV1	Filters Kit D245: top+middle+bottom, 245-1109165	0.65	42.3			
675	245S3AM0000100REH	245S3AM-0000100REH	User Manual for D-245S3AM, D-245.5S3AM, D245.43SAM					
676	245X651	245X651	Use 2.2-45kh65-1		-			
677	2521112	25.21.112	Pressure plate/disk T-25	6.080	129.06	#22		

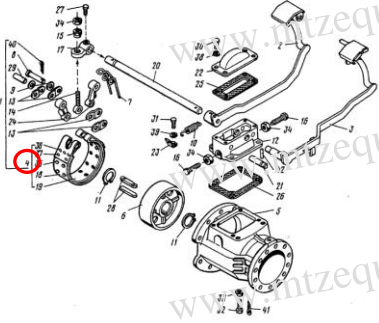

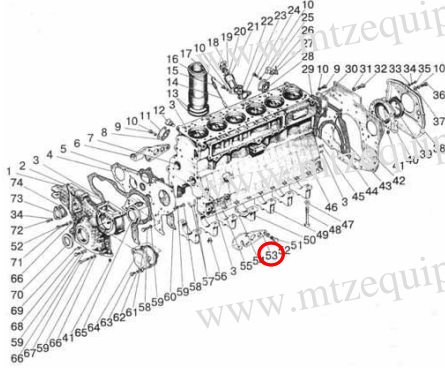

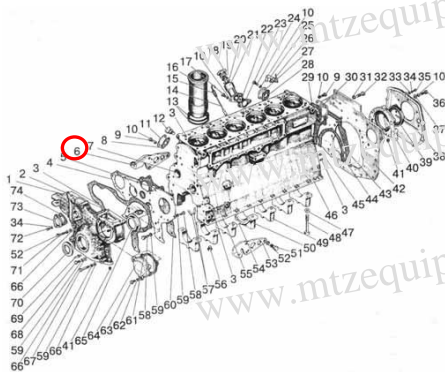
No.	Part# Short	Part# Long	Description	Weight, Kg	Price	Part number on the diagram	Diagram	Part Image
678	25211181	25.21.118-1	Gear	2.500	148.19	#29		
679	2521130	25.21.130	Old style release lever T-25 (75mm)	0.100	28.23	#40		

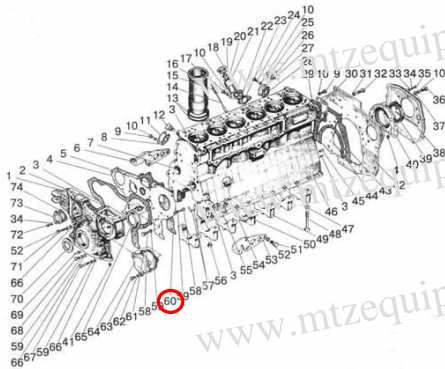

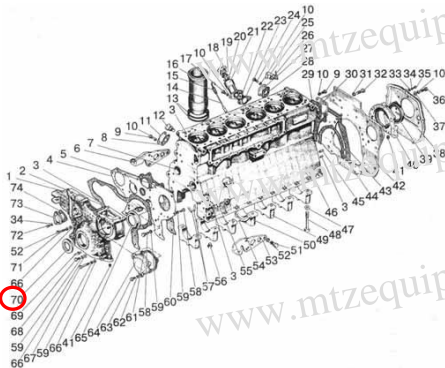

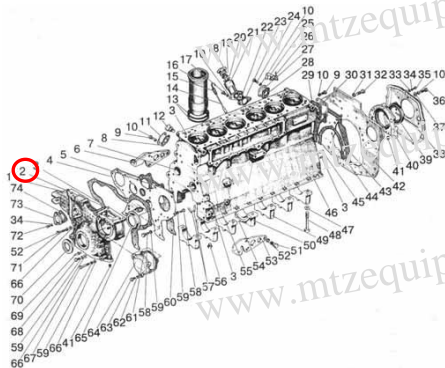



No.	Part# Short	Part# Long	Description	Weight, Kg	Price	Part number on the diagram	Diagram	Part Image
680	2522103	25.22.103	Gear	2.000	95.55	#7		
681	25221802035A	2522-1802035-A	Use 696392AOC					
682	25226105010	2522-6105010	L/h lock assy					
683	2522610501001	2522-6105010-01	R/H lock assy					
684	2522610502301	2522-6105023-01	Bracket			#11		



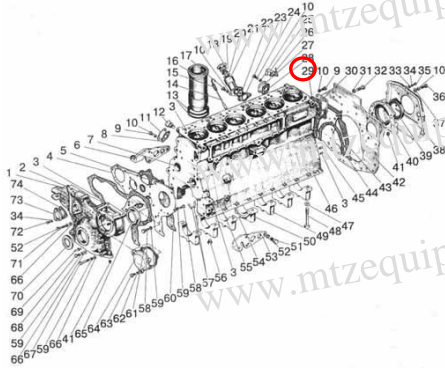

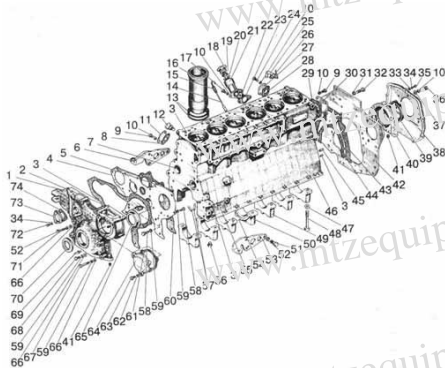
No.	Part# Short	Part# Long	Description	Weight, Kg	Price	Part number on the diagram	Diagram	Part Image
685	25226105330	2522-6105330	Handle			#7		
686	25226708005	2522-6708005	L/h door assy			#0		
687	2522670800501	2522-6708005-01	R/H Door assy			#0		

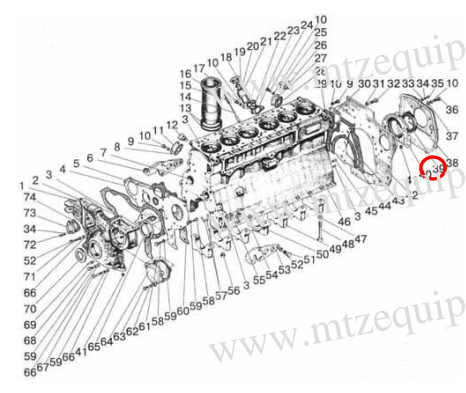
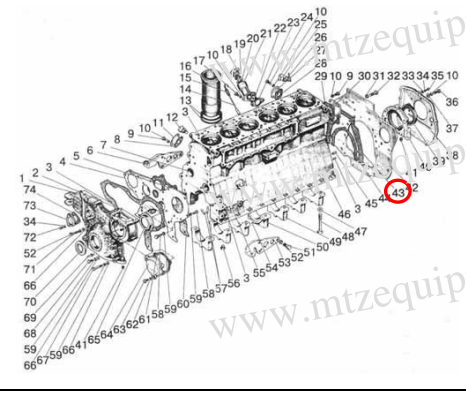

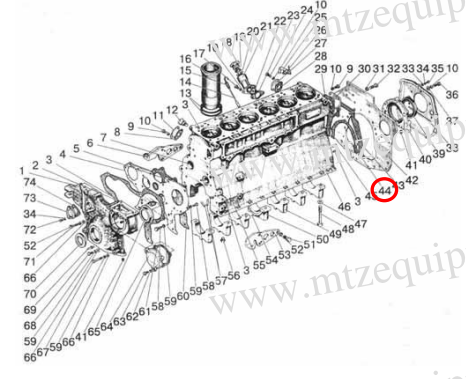

No.	Part# Short	Part# Long	Description	Weight, Kg	Price	Part number on the diagram	Diagram	Part Image
688	25226708015	2522-6708015	L/H Door with moulding			#0		
689	2522670801501	2522-6708015-01	R/H Door with moulding			#0		
690	2522670881201	2522-6708812-01	Cover			#16		

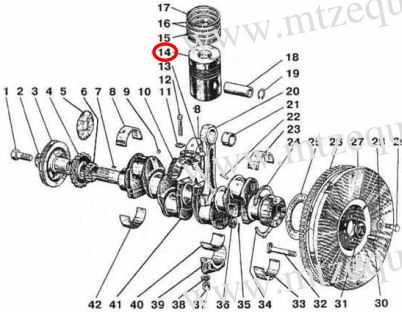

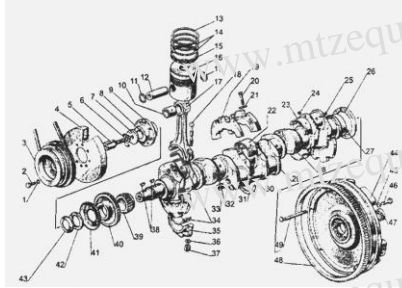
No.	Part# Short	Part# Long	Description	Weight, Kg	Price	Part number on the diagram	Diagram	Part Image
691	2538020	25.38.020	Brake band assy T25	0.900	59.13	#4		
692	2601001021	260-1001021	Bracket	1.000		#53		
693	2601001022	260-1001022	Bracket			#6		

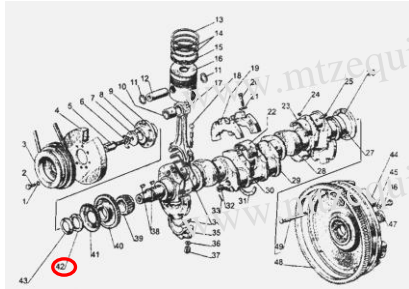
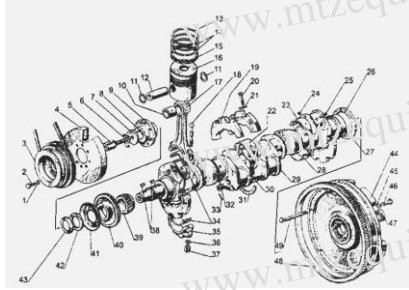

No.	Part# Short	Part# Long	Description	Weight, Kg	Price	Part number on the diagram	Diagram	Part Image
694	2601002033	260-1002033	Gasket	0.450		#60		
695	2601002055	260-1002055	Seal	0.045		#70		
696	2601002064	260-1002064	Gasket	0.040		#2		

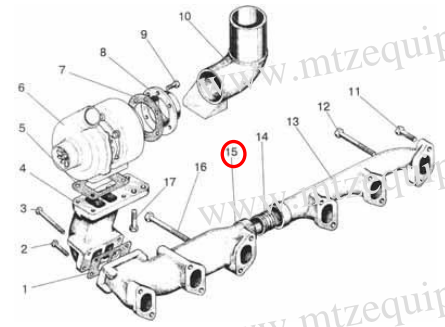
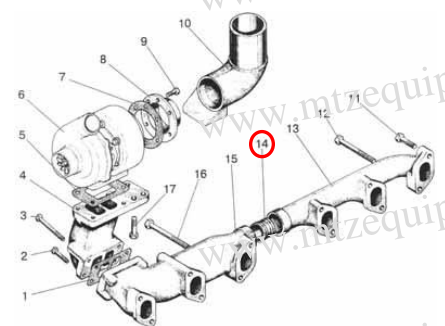

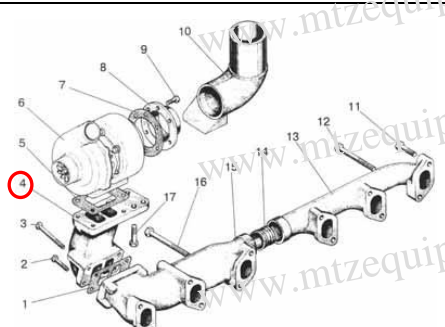



No.	Part# Short	Part# Long	Description	Weight, Kg	Price	Part number on the diagram	Diagram	Part Image
697	2601002065	260-1002065	Timing Cover cap			#0		
698	2601002083A	260-1002083-A	Gasket	0.010		#29		
699	2601002145	260-1002145	Cover			#		



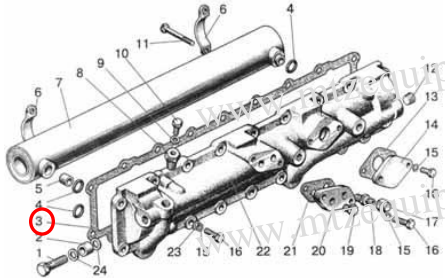

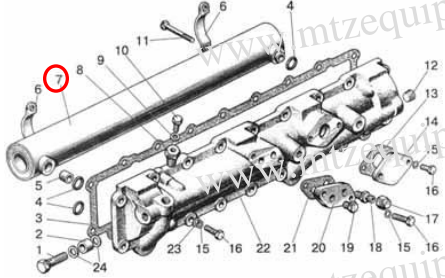
No.	Part# Short	Part# Long	Description	Weight, Kg	Price	Part number on the diagram	Diagram	Part Image
700	2601002305	260-1002305	Seal/Collar	1.142		#39		
701	2601002314	260-1002314	Gasket	0.040		#43		
702	2601002315	260-1002315	Cover Gasket	0.015		#44		

No.	Part# Short	Part# Long	Description	Weight, Kg	Price	Part number on the diagram	Diagram	Part Image
703	2601003025A	260-1003025-A	Cylinder head Gasket, 1221	0.285	99.23			
704	2601003031	260-1003031	Use F-4.118.3		-			
705	2601003075R01	260-1003075-R-01	Gasket					
706	2601003108	260-1003108	Gasket, 1221	0.065	22.73			
707	2601003109	260-1003109	Gasket, 1221	0.065	22.41			
708	2601004021V01	260-1004021-V-01	Piston w/o covering "C" D-245.5/260.2 EURO-0; V=60 sm.cub./ h=27mm, Dp=38mm	1.700	148.19	#14		
709	2601004062	260-1004062	Compression Ring, part of set# 929.063.44		27.93			
710	2601004063	260-1004063	Top Compression Ring, part of set# 929.063.44		5.43			
711	2601004065B	260-1004065-B	Set of piston rings D-260, modern EURO-0, EURO-1/2	0.530		#0		

No.	Part# Short	Part# Long	Description	Weight, Kg	Price	Part number on the diagram	Diagram	Part Image
712	2601004080	260-1004080	Oil Wiper Ring, part of set# 929.063.44		9.87			
713	2601005046	260-1005046	Nut			#42		
714	260100505401	260-1005054-01	Crankshaft Bolt D-260	0.410		#		
715	2601007014A	260-1007014-A	Inlake valve		22.73			
716	2601007032	260-1007032	Valve guide bush		22.73			
717	2601008007A	260-1008007-A	Gasket		4.05			

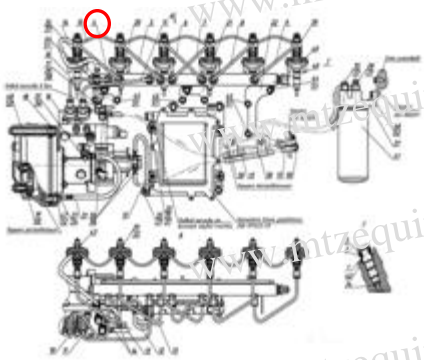
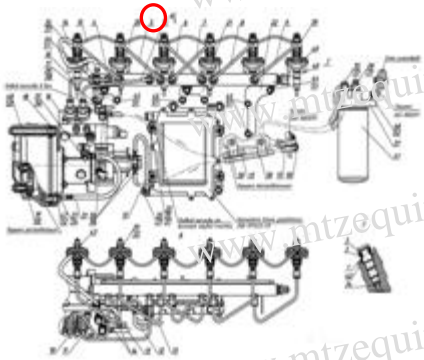
No.	Part# Short	Part# Long	Description	Weight, Kg	Price	Part number on the diagram	Diagram	Part Image
718	2601008021	260-1008021	Exhaust elbow	7.700	187.65	#15		
719	2601008023	260-1008023	Compensator	0.080	7.43	#14		
720	2601008025	260-1008025	Adaptor	7.600	186.12	#4		

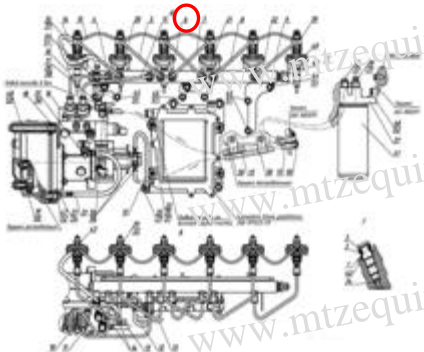
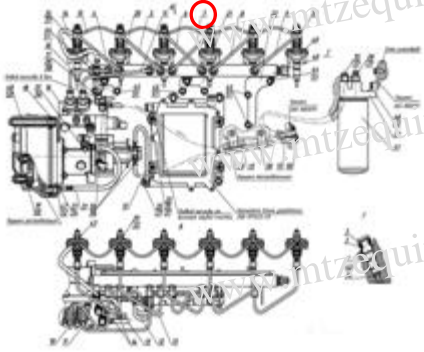
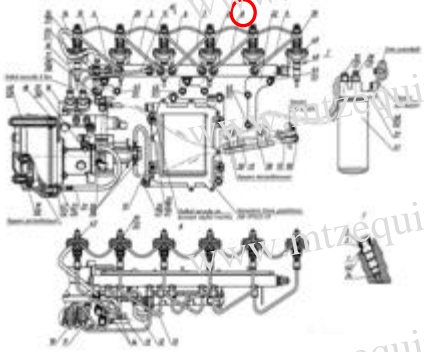


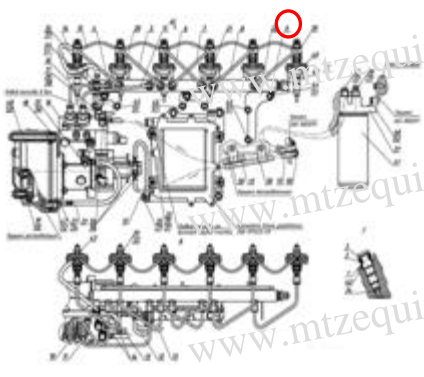
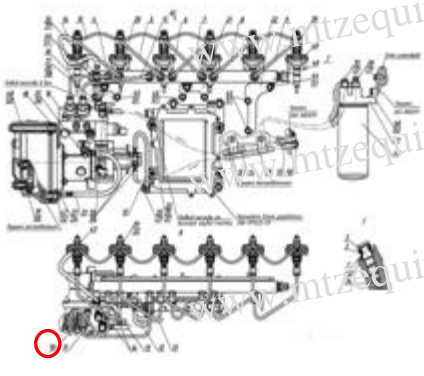
No.	Part# Short	Part# Long	Description	Weight, Kg	Price	Part number on the diagram	Diagram	Part Image
721	2601008026A	260-1008026-A	Gasket	0.015	3.60			
722	2601008062B	260-1008062-B	Pipe		410.73			
723	2601013002	260-1013002	Gasket	0.020	10.49	#3		
724	2601013020A	260-1013020-A	Heat Exchanger/ Radiator core (IJKS.065111.001)	5.300	304.25	#7		

To order: Call 1-855-2GO-4MTZ x222 (1-855-246-4689 x222) Fax: 1-647-933-9066 Email: spares@mtzequipment.com

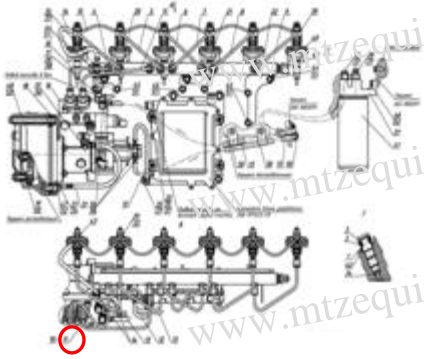


No.	Part# Short	Part# Long	Description	Weight, Kg	Price	Part number on the diagram	Diagram	Part Image
725	2601017060	260-1017060	Filter oil element D-260/MTZ 1221 (11.1017080-10)	0.230	22.41	#18		
726	2601104180CR	260-1104180-CR	Low Pressure line			#12		
727	2601104180CR01	260-1104180-CR-01	Low Pressure Line			#13		

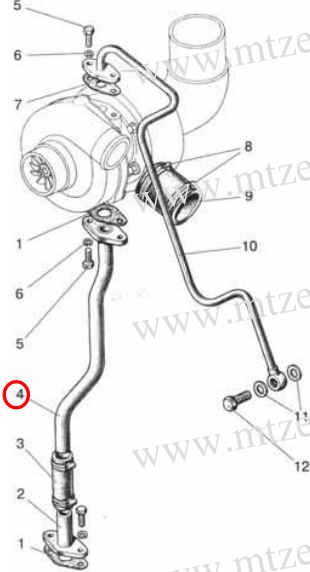

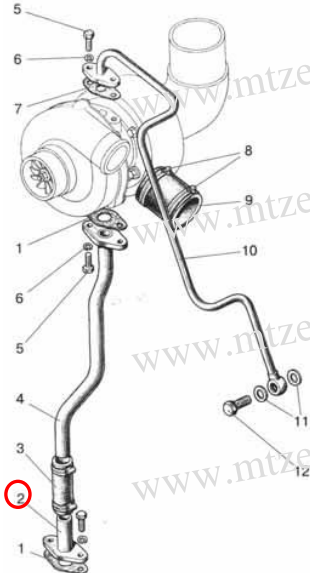
No.	Part# Short	Part# Long	Description	Weight, Kg	Price	Part number on the diagram	Diagram	Part Image
728	26011041850CR	260-11041850-CR	Low Pressure Line					
729	2601104300CR02	260-1104300-CR-02	High Pressure fuel pipe			#4		
730	2601104300CR03	260-1104300-CR-03	High Pressure fuel pipe			#5		

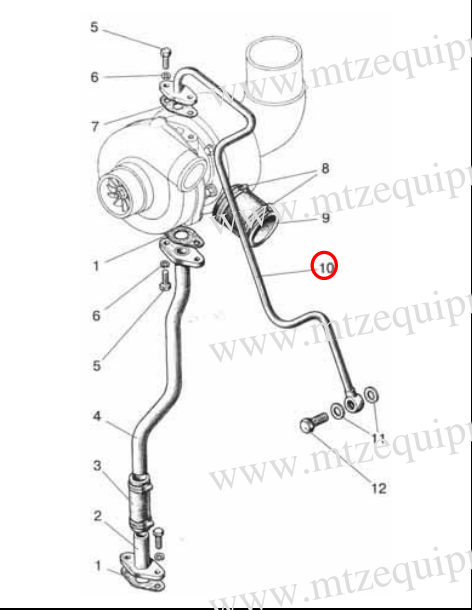





No.	Part# Short	Part# Long	Description	Weight, Kg	Price	Part number on the diagram	Diagram	Part Image
731	2601104300CR04	260-1104300-CR-04	High Pressure fuel pipe			#6		
732	2601104300CR05	260-1104300-CR-05	High Pressure fuel pipe			#7		
733	2601104300CR06	260-1104300-CR-06	High Pressure fuel pipe			#8		

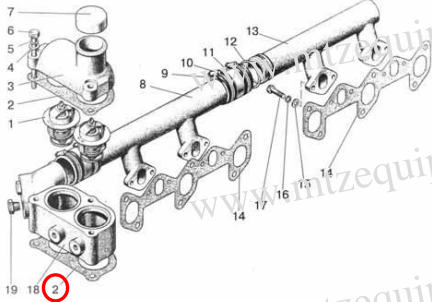


No.	Part# Short	Part# Long	Description	Weight, Kg	Price	Part number on the diagram	Diagram	Part Image
734	2601104300CR07	260-1104300-CR-07	High Pressure fuel pipe			#9		
735	2601104300CR08	260-1104300-CR-08	High Pressure fuel pipe			#10		

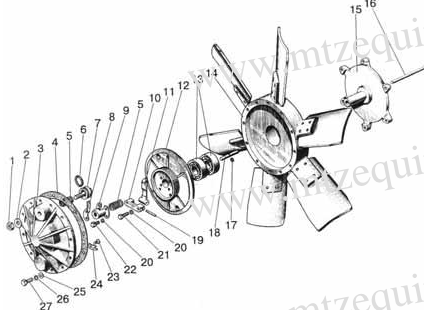
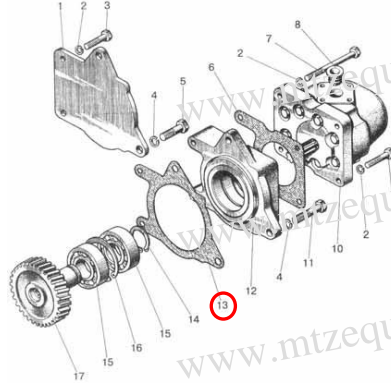


No.	Part# Short	Part# Long	Description	Weight, Kg	Price	Part number on the diagram	Diagram	Part Image
736	2601104300CR09	260-1104300-CR-09	High Pressure fuel pipe			#11		
737	2601109300	260-1109300	Pair of Air Filters, 1221	2.700	134.10			
738	2601117134	260-1117134	O-Ring (007-015-40-2-2) (A23.10.004) (D30-1117125)	0.001	1.16	#3		

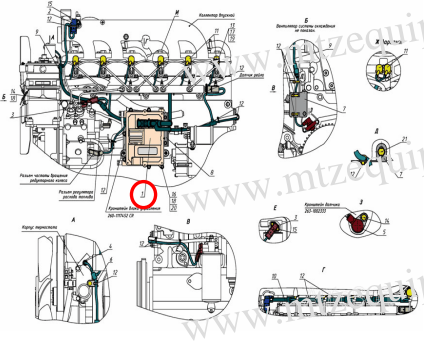
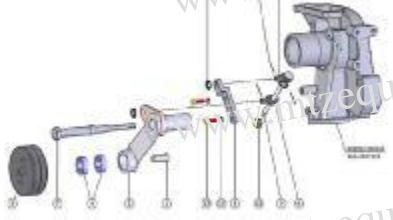
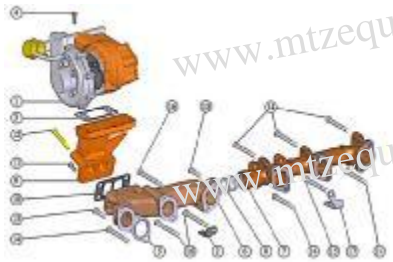
No.	Part# Short	Part# Long	Description	Weight, Kg	Price	Part number on the diagram	Diagram	Part Image
739	2601118010	260-1118010	Pipe			#4		
740	2601118015	260-1118015	Pipe			#2		

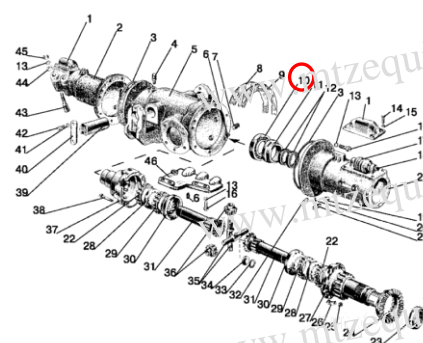

No.	Part# Short	Part# Long	Description	Weight, Kg	Price	Part number on the diagram	Diagram	Part Image
741	2601118030D	260-1118030-D	Pipe			#10		
742	2601303045	260-1303045	Gasket	0.002		#2		
743	260130312001	260-1303120-01	Cooler			#3		

No.	Part# Short	Part# Long	Description	Weight, Kg	Price	Part number on the diagram	Diagram	Part Image
744	2601306059	260-1306059	Thermostat gasket	0.005		#2		
745	2601307023	260-1307023	Pump gasket, 1221		7.43			
746	2601307046B	260-1307046-B	Branch			#5		
747	2601307048	260-1307048	Connection / Gasket, 1221		89.43			
748	2601307049	260-1307049	Gasket, 1221		3.29			
749	260130711504	260-130711504	Use 260-1307116		-			
750	2601307116	260-1307116	Water Pump, 1221	13.500	579.33			
751	2601307171	260-1307171	O-Ring		2.99			

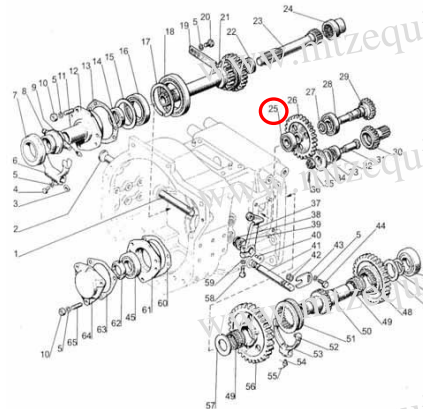

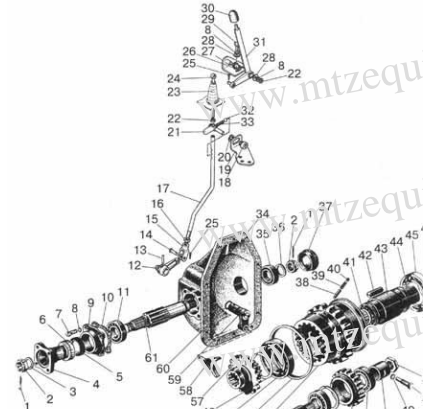

No.	Part# Short	Part# Long	Description	Weight, Kg	Price	Part number on the diagram	Diagram	Part Image
752	2601308050A	260-1308050-A	Fan			#0		
753	2603407075	260-3407075	Gasket			#13		
754	2603724010B	260-3724010B	Sensor Harness					
755	2603724110B	260-3724110B	Injector Harness					
756	2603724210B	260-3724210B	Intermediate harness					

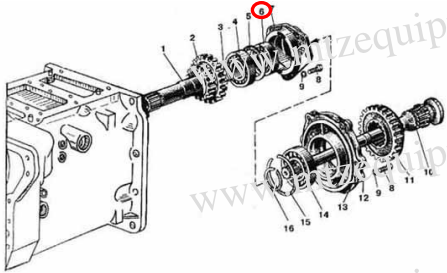

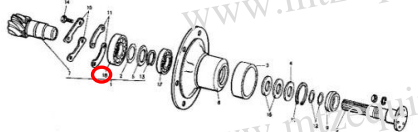

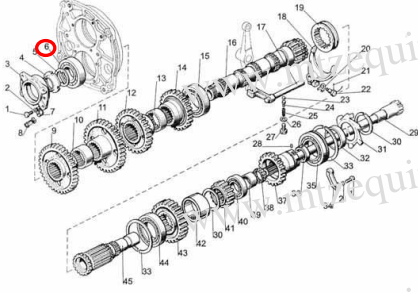



No.	Part# Short	Part# Long	Description	Weight, Kg	Price	Part number on the diagram	Diagram	Part Image
757	2603763010	260-3763010	Programmed Engine Control Unit			#1		
758	2603763020	260-3763020	Program Engine Sensore					
759	26051310105	260.5-1310105	Tensioner			#0		
760	2601308050A	260-1308050-A	Fan					
761	260X851	260X851	Use 2.2-60kh85-1		-			
762	262100202101	262-1002021-01	Cylinder head liner		121.56			
763	2631008022	263-1008022	Manifold (rear)			#7		


No.	Part# Short	Part# Long	Description	Weight, Kg	Price	Part number on the diagram	Diagram	Part Image
764	26310110020B	263-10110020-B	Oil Pump					
765	2631017001	263-1017001	Gasket					
766	2631017110	263-1017110	Filter Case					
767	263212A	263212A	Bearing 263212A TU RB 00234873.002-97			#10		
768	2637102224	2637102224	Use P150M-25.52		-			
769	26570R16	265/70R16	12L16 TIRE					
770	275x1001	275x1001	Use 2.2-75kh1001		-			
771	280332023	280332023	Use 028-033-30-2-2		-			
772	280333023	280333023	Use 028-033-30-2-2		-			

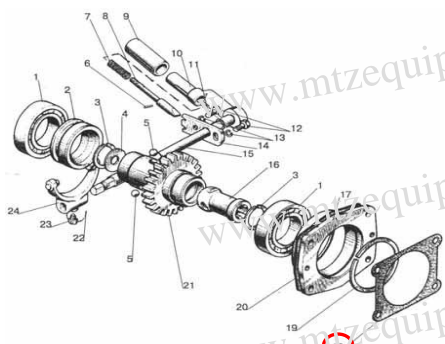

No.	Part# Short	Part# Long	Description	Weight, Kg	Price	Part number on the diagram	Diagram	Part Image
773	280X1051	280X1051	Use 2.2-80x105-1		-			
774	285X1101	285X1101	Use 2.2- 85kh1103		-			
775	2903005814	290-300-58-1-4	Ring 290-300-58-1-4 GOST 188	0.020	3.60			
776	290508TT	290508TT	Use 942303					
777	2B65	2B65	Use 915212					
778	2B90	2B90	Use 915219					
779	2KL111101250 Duple	2KL.1-11-10-1250_ Duple	Use 1-11x10-1250		-			
780	2UTNM1111476INKIT	2UTNM-1111476_ IN_KIT	Part of RK-UTN4-NS					
781	2V35	2V35	Use N05103632					
782	2V40	2V40	Use 915206					
783	2V50	2V50	Use 915207					
784	2V80	2V80	Use 915216					
785	300508TT	300508TT	Use 733325		-			
786	301102502	30-110-25-02	Use 2601004063					
787	301102502InKit	30-110-25-02_ In_Kit	Part of 260-1004065-B					
788	303711	303711	Use 8724.31.06		-			

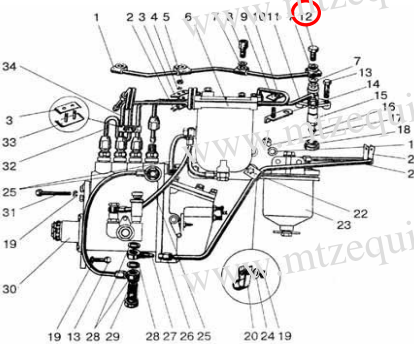

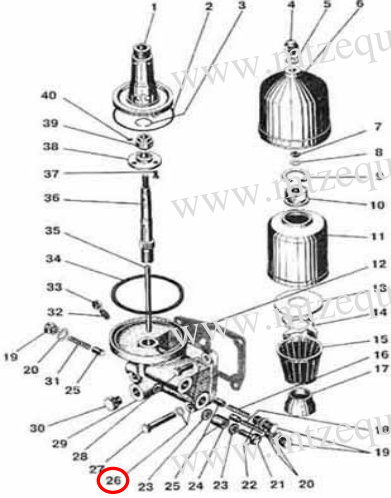

No.	Part# Short	Part# Long	Description	Weight, Kg	Price	Part number on the diagram	Diagram	Part Image
789	305	305	Bearing (6305)	0.229	22.41	#25		
790	306K5	306K5	Bearing	0.350	25.79	#51		
791	306ZZK	306ZZK	Use 306K5	-	-			

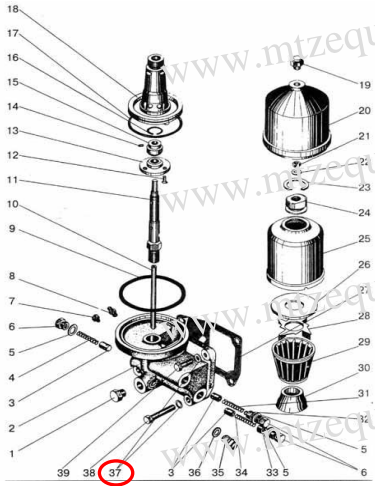

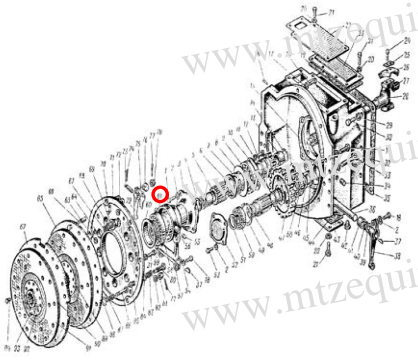

No.	Part# Short	Part# Long	Description	Weight, Kg	Price	Part number on the diagram	Diagram	Part Image
792	307A	307A	Bearing 307A GOST 8338-75	0.430	45.83	#6		
793	308	308	Use 50308A		-			
794	309	309	Bearing		36.18			
795	310	310	Use 310K		-			
796	310K	310K	Bearing (6310)	1.080	42.62	#18		
797	311	311	Use 311A		-			
798	311A	311A	Bearing 311A GOST 8338-75	1.350	65.25	#6		

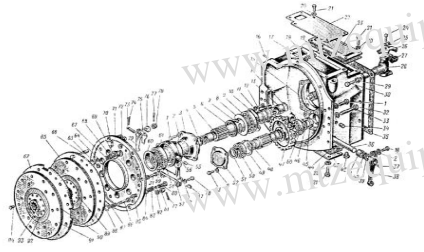

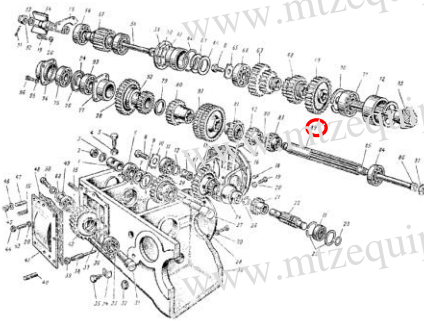





No.	Part# Short	Part# Long	Description	Weight, Kg	Price	Part number on the diagram	Diagram	Part Image
799	313	313	Bearing (6313)	2.100	72.90			
800	315205400	31,52054	Use 5205.65.01					
801	3223	32.2-3	O RING		-			
802	32x18	3,2x18	Use 917110					
803	333716000000	333716000000	Use 33.3716200-10		-			
804	3405100000001	3405-100000.001	Pivot Pin	0.750	60.97			
805	3405100000001010	3405-100000.001-010	Pivot Pin	1.000	59.13			
806	3405100000001020A	3405-100000.001-020A	Pin	1.200	64.04			
807	3405100000002	3405-100000.002	Pivot Pin	0.600	51.48			
808	3405100000003A	3405-100000.003A	Pin	0.600	51.48			
809	3405100500000	3405-100500.000	Hydraulic Cylinder		533.43			
810	3405100600000	3405-100600.000	Bucket Hydraulic Cylinder		548.73			
811	3405110600000010	3405-110600000-010	Hose		70.28			
812	340523010000Euro	3405-23010.000-Euro	Euro Style Quick attach frame	142.00	961.83			
813	34054CAC702500	3405-4CAC702500	Cables to Joystick	0.450	328.11			
814	3405SCF031	3405-SCF031	Joystick	1.000	601.06			

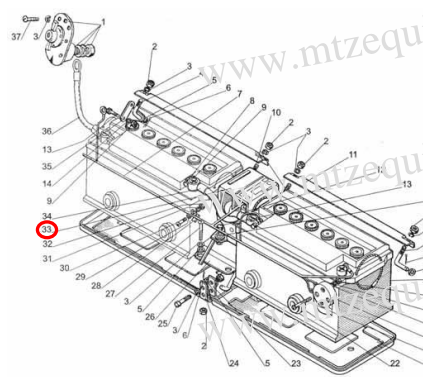

No.	Part# Short	Part# Long	Description	Weight, Kg	Price	Part number on the diagram	Diagram	Part Image
815	3405 SCF031SARNIR	3405-SCF031SARNIR	Ball joint	0.030	86.99			
816	3405SF1353920	3405-SF1-35.39.20	Bushing	0.010	9.11			
817	3405SF2323620	3405-SF2-32.36.20	Bushing	0.010	8.96			
818	3405SF2323630	3405-SF2-32.36.30	Bushing	0.010	9.72			
819	3405TQ81SDM8	3405-TQ81-SDM8	Joystick Cable Attachment	0.080	83.93			
820	348310	3483,1	Use AP70.3483-02					
821	350403014	350403014	Use 035-040-30-1-4		-			
822	360708TT	360708TT	Use 736111					
823	361022054A	36-1022054-A	Gasket of pump drive sleeve	0.010	2.79	#18		

No.	Part# Short	Part# Long	Description	Weight, Kg	Price	Part number on the diagram	Diagram	Part Image
824	361104787	36-1104787	Banjo bolt (305061400)	0.020	3.45	#12		
825	361104788	36-1104788	Copper Washer 10/16.5/1.5mm (21.1111211)	0.003	1.46	#26		

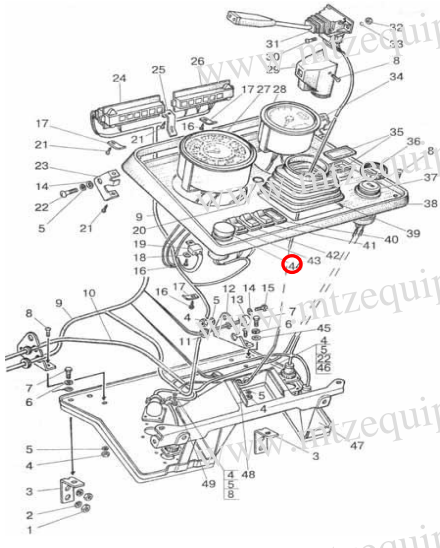

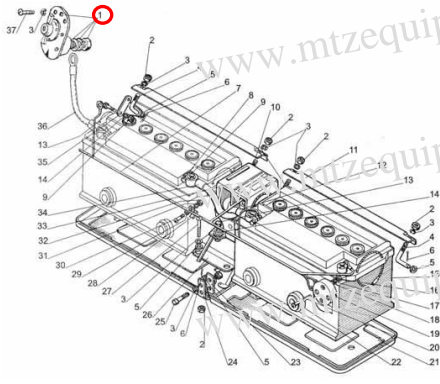

No.	Part# Short	Part# Long	Description	Weight, Kg	Price	Part number on the diagram	Diagram	Part Image
826	36110478801	36-1104788-01	Aluminium Washer 10/16,5/1.5mm	-	1.46	#37		
827	361104789	36-1104789	Ring		1.46			
828	361105071	361105071	Use 055-065-58-1-4 + sealant or grease to install		-			
829	361601017	36-1601017	Ring		6.66			
830	361604065	36-1604065	Clutch Release housing Lever assy YMZ-6	0.180	208.77	#61		

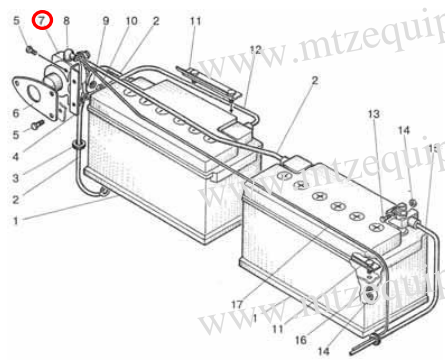

No.	Part# Short	Part# Long	Description	Weight, Kg	Price	Part number on the diagram	Diagram	Part Image
831	361604067	36-1604067	Stop Ring	0.520		#60		
832	361701072	36-1701072	Shaft	4.700	242.73	#89		
833	363104019	36-3104019	Nut of rear wheel/lug	0.090	5.28	#10		
834	370316	3703,16	Battery 12v/88					
835	370326	3703,26	Battery 12v/120 02					
836	370327	3703,27	Battery 12v t12/120 03					

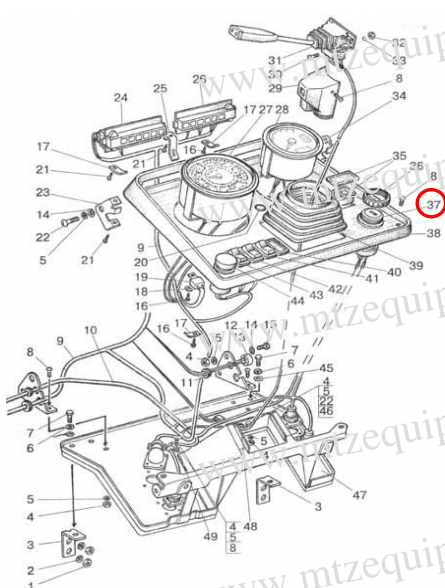



No.	Part# Short	Part# Long	Description	Weight, Kg	Price	Part number on the diagram	Diagram	Part Image
837	3708135	3708.135	Use AZJ3381		-			
838	3708175	3708.175	Use 20.3708		-			
839	3709016	3709.016	Switch P147M-01.17 TU	0.020	16.29			
840	3709055	3709.055	Switch P150M-14.48 TU	0.020	16.29			
841	3709066	3709.066	Switch P150M-06.14 TU	0.020	16.29			
842	3709067	3709.067	Switch P150M-06.49 TU RB 14795799.001-97	0.020	16.29			
843	3709145	3709.145	Switch PKP-1A TU RB 3	0.300	52.71			
844	3709155	3709.155	Switch P147M-06.49 TU	0.020	16.76			
845	3709165	3709.165	Heavy Duty Selenoid/Select or Switch 24V 8632.2/7	1.000	172.35	#33		
846	370920	3709.2	Light switch					
847	3709225	3709.225	Switch P150M-07.28 TU	0.020	16.76			

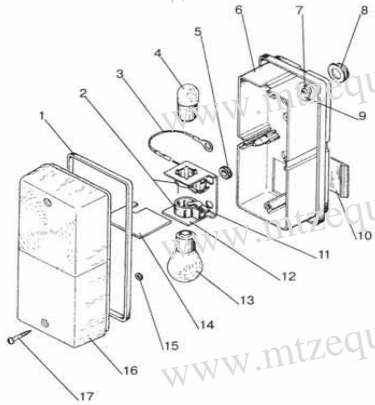

No.	Part# Short	Part# Long	Description	Weight, Kg	Price	Part number on the diagram	Diagram	Part Image
848	3709245	3709.245	Switch P150M-25.52 TU	0.020	16.76			
849	3709245 Duplicate	3709.245_Duplicate	Use P150M-25.52		-			
850	3709255	3709.255	Switch P147M-04.11 TU	0.020	16.76			
851	3709255 Duplicate	3709.255_Duplicate	Use P147M-04.11		-			
852	3709265	3709.265	Switch P147M-09.09 TU	0.020	16.76			
853	3709265 Duplicate	3709.265_Duplicate	Use P147M-09.09		-			
854	3709275	3709.275	Switch P150M-14.10 TU	0.020	16.29			
855	3709275 Duplicate	3709.275_Duplicate	Use P150M-14.10		-			
856	3709285	3709.285	Switch P150M-19.44 TU RB 14795799.001-97	0.020	16.29			
857	3709285 Duplicate	3709.285_Duplicate	Use P150M-19.44		-			
858	3709295	3709.295	Switch P147M-04.29 TU	0.020	16.76			
859	3709295 Duplicate	3709.295_Duplicate	Use P147M-04.29		-			
860	3709325	3709.325	Switch P150M-25.16 TU RB 14795799.001-97	0.020	16.76			

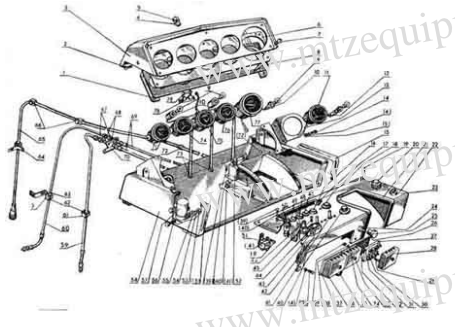

No.	Part# Short	Part# Long	Description	Weight, Kg	Price	Part number on the diagram	Diagram	Part Image
861	3710055	3710.055	Emergency Signalling Switch/Hazard warning lights switch (245.3710; 249.3710-05)	0.040	17.82	#44		
862	3710075	3710,075	Switch VK12-1					
863	371010	3710,1	Hazard light switch					
864	3710115	3710.115	Ground switch (TO-020) (VK318B)	0.220	22.83	#1		

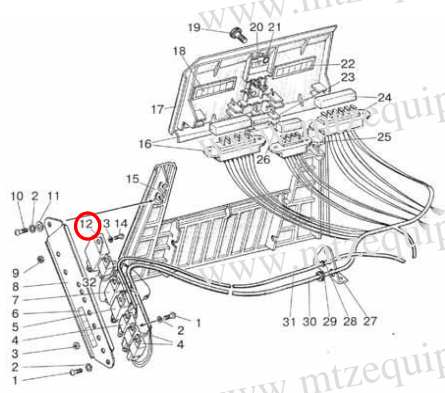

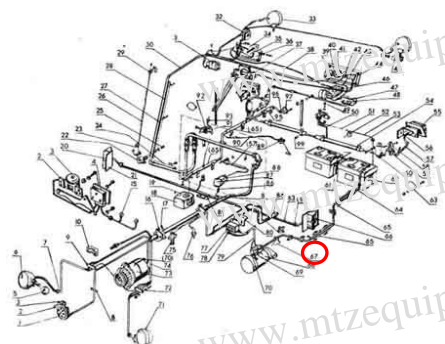

No.	Part# Short	Part# Long	Description	Weight, Kg	Price	Part number on the diagram	Diagram	Part Image
865	3710235	3710,235	Srater switch 1202.3704-03 T	0.170	51.48			
866	3710305	3710,305	Switch vk418	0.07				
867	3710325	3710.325	Switch new style (1212.3737-05) TU RB 0751	1.000	80.55	#7		
868	3710335	3710.335	Relay/Switch 1212.3737-01		-			
869	3710345	3710.345	Relay/Switch 1212.3737-06	1.340	-			
870	371035	3710,35	W.W. switch					
871	371040	3710,4	Road lights					
872	3710405	3710,405	Use VK12-41					
873	3710425	3710,425	Use VK 12-51					
874	3710435	3710.435	Switch VK 12-21 TU RB 07512465	0.080	35.88			

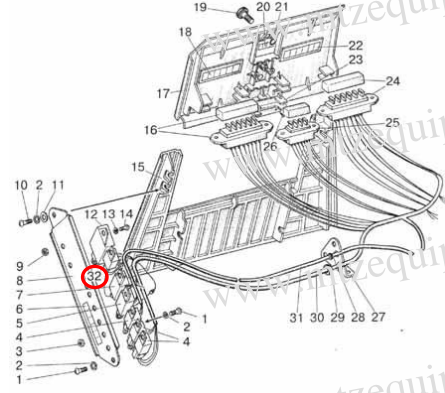

No.	Part# Short	Part# Long	Description	Weight, Kg	Price	Part number on the diagram	Diagram	Part Image
875	37104501	3710.45.01	Switch starter and things (1202.3704-03.01) (VK-353-0)	0.130	53.33	#37		
876	37104501	3710.45.01	Switch 1202.3704-03.01	0.130	53.33			
877	37105501	3710.55.01	Switch of storage battery pk150-14.48tuvi	0.020				
878	371060	3710,6	E brake sensor					
879	3710651	3710.65.1	Switch VK60.3710 TU VY 101265661.010-2010					
880	371070	3710,7	Starting speed switch					
881	3711215	3711,215	Working lights					
882	3711245	3711.245	Lamp 08 7101 000 TU	0.930	113.00			



No.	Part# Short	Part# Long	Description	Weight, Kg	Price	Part number on the diagram	Diagram	Part Image
883	3711245 Duplicate	3711.245_ Duplicate	Use 08.7101.000		-			
884	3712055	3712.055	Front Lamp/lense MTZ 1221Y (3713.3712)	0.200	49.65	#0		
885	3712055Dupl	3712.055_Dupl	Use 90-01:1 (lens of front light)		-			
886	371210	3712.1	Use 3712.055		-			
887	37133712	3713.3712	Use 3712.055		-			
888	3716085	3716.085	Complete Rear light assembly		-			
889	3716085Dupl	3716.085_Dupl	Use 89-01:1 (just the lens)		-			
890	371610	371610	Use 7303.3716		-			
891	372010	3720,1	Brake light switck					

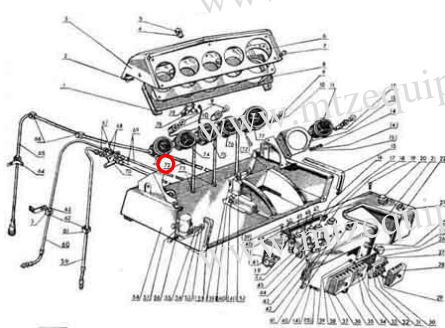
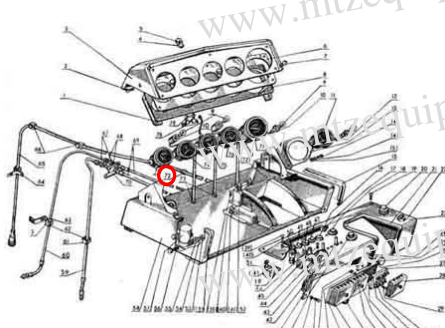

No.	Part# Short	Part# Long	Description	Weight, Kg	Price	Part number on the diagram	Diagram	Part Image
892	3722015	3722.015	Fuse Block PR-120 (2106-3722100)	0.015	32.82	#0		
893	372210	3722,1	R/H FUSE BLOCK BP101	0.079	19.35			
894	3722215	3722.215	FUSE BLOCK BP-6 TU RB 03428193.095-97	0.060	18.13			
895	372225	3722,25	Fuse block					
896	3722285	3722.285	Fuse block	0.080	19.35			
897	3722310	3722.31	Fuse block BP11 TU	0.150	17.52			
898	3722330	3722.33	Fuse block	0.079	19.35			
899	372240	3722,4	Fuse panel					
900	372320	3723,2	3 connector panel					
901	3724307	3724307	Use 8724.31.06		-			
902	3730045	3730.045	Use 9742.3730	1.600	-			
903	373710	3737.1	Use 3710.335		-			
904	373715	3737.15	Use 3710.345		-			
905	373810	3738,1	Warning lights		-			

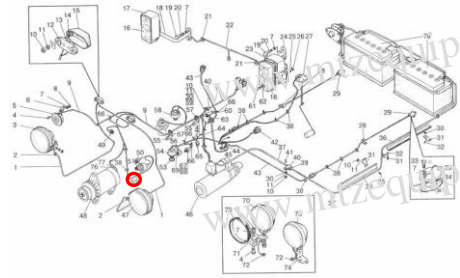

No.	Part# Short	Part# Long	Description	Weight, Kg	Price	Part number on the diagram	Diagram	Part Image
906	37411002	3741.10.02	Glow plug timer/Preheater/ Plug control unit MKP3	0.040	65.03			
907	374130	3741,3	Resistor		-			
908	3747025	3747.025	Breaker of turn indicators cut-out (ERP-1; RP-1; 8586.6.0031)	0.150	71.69	#12		
909	3747075	3747.075	Starter relay 50/20A 12V (73.3747; 37.003.1417-9)	0.050	27.32	#67		
910	374720	3747,2	Alarm relay					
911	3747265	3747.265	Relay 738.3747-30 TU 37.469.023	0.030	17.37			

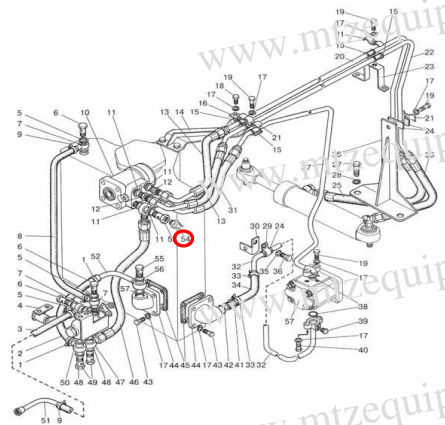

No.	Part# Short	Part# Long	Description	Weight, Kg	Price	Part number on the diagram	Diagram	Part Image
912	3747275	3747.275	Alarm buzzer relay 12V (738.3747-40; 37.469.023)	0.050	10.49	#32		
913	374730	3747,3	Instrument power relay					
914	3747315	3747,315	Relay 902.3747-10 TU 37.003.14		6.66			
915	3747325	3747,325	Relay 902.3747-20 TU 37.003.14		9.87			
916	374735	3747,35	Use 3747.405					
917	37474001	3747.40.01	Rele 752.3777.000-20 TU 37.469	0.040	9.72			
918	3747405	3747,405	Glow plug Relay, equivalent to Bosch U 332 002 150	0.090	70.28			
919	37475001	3747.50.01	Use 90.3747-10		-			
920	3759010	3759,01	Tension converter 191.375	0.600	212.59			
921	3759010Sub	3759.010_Sub	Use 3759.15		-			

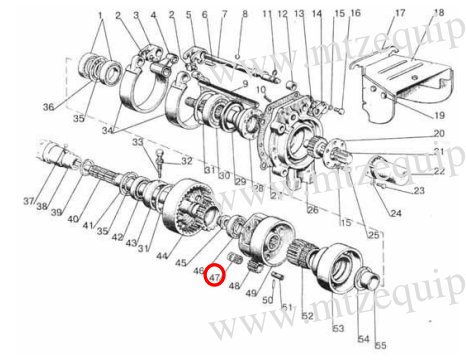

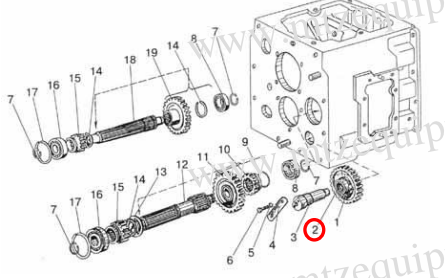

No.	Part# Short	Part# Long	Description	Weight, Kg	Price	Part number on the diagram	Diagram	Part Image
922	375910	3759.1	Use 3759.15		-			
923	375915	3759.15	Voltage Converter 14/28 191.3759-02	0.600	212.59			
924	3761036	3761.036	Controller mk03-03 tu	0.210	-			
925	38011501	3801.15.01	Block KD 8071-3 TU RB 300125187.177-2002	0.790	287.42			
926	38012001	3801.20.01	Block kd8110-2tu by 30		-			
927	380125	3801.25	Instrument board		-			
928	3803150	3803.15	Use 3803.235		-			
929	3803160	3803.16	Pilot lamp/ Bulb control naya12.3803-46		-			
930	3803170	3803.17	Pilot lamp/Bulb (2202.3803-34)		-			
931	3803180	3803.18	Control/pilot lamp 12.3803.116		-			
932	380320	3803.2	Warning lights		-			
933	3803235	3803.235	Control/pilot lamp 12.3803-31 BKL 3808-03	0.005	-			
934	380464614	380464614	Use 038-046-46-1-4		-			

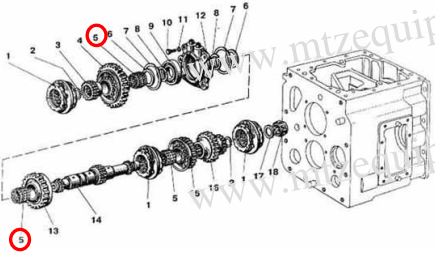

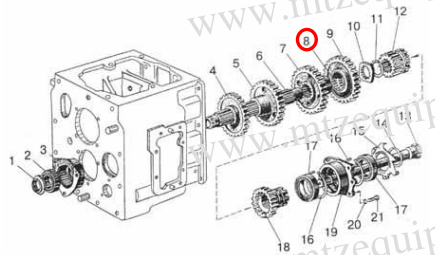

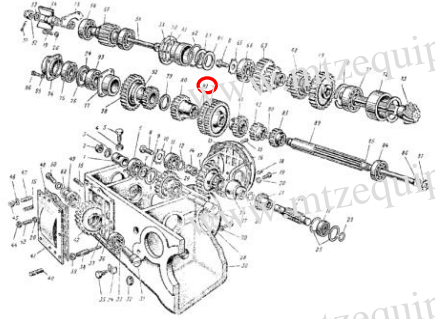



No.	Part# Short	Part# Long	Description	Weight, Kg	Price	Part number on the diagram	Diagram	Part Image
935	38061001	3806.10.01	Fuel Indicator EHI8007M-2 TU BY 300125187.222- 2007	0.130	79.47			
936	38061001 Duplicate	3806.10.01_ Duplicate	Use EI8007-2M		-			
937	3813017	3813.017	Speed Counter/Tachos peedometer 1800rpm (TX114-114- 3813010; 37.003.055-82)	0.470	105.35	#77		No image
938	3813027	3813.027	Speed Counter/ Tachospeedometer MTZ-820/920/1025 2200rpm (TKH135-T OST 37.003.055-82)	0.470	105.35	#77		
939	3813205	3813,205	Indikator kombinirovanniy KD 8083 TU BY 300125187	0.500	282.51			
940	38133501	3813.35.01	Block kd 8105-1 tu30012					
941	381340	3813,4	Control panel					

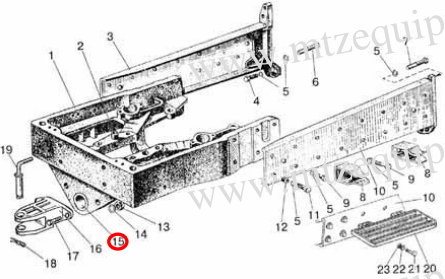

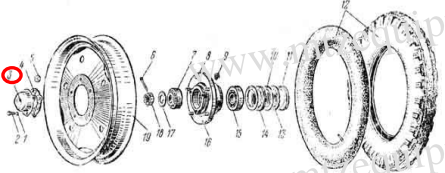

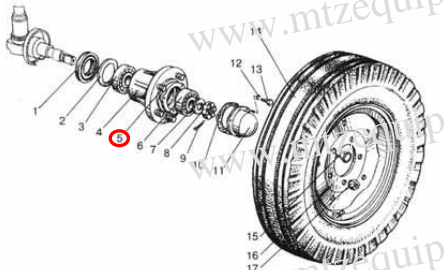

No.	Part# Short	Part# Long	Description	Weight, Kg	Price	Part number on the diagram	Diagram	Part Image
942	382710	3827,1	Fuel level sensor					
943	3828015	3828,015	Transmitter 301.3828 TU 37.459	0.050	35.78			
944	382810	3828,1	Use 3828.015		-			
945	3829060	3829,06	Engine coolant Temp indicator transmitter		-			
946	3829065	3829,065	Sender/Transmitter DADV TU RE	0.038	-			
947	3829095	3829,095	Transmitter temperature 233.3828 TU 37.459.259-00	9.58	35.78			
948	382910	3829,1	Use 3829.475		-			
949	382915	3829,15	USE 3844.045		-			
950	3829430	3829,43	Transmitter DUMP-21M ADYUI 400	0.140	37.28			
951	3829430 Duplicate	3829.430_ Duplicate	Use DUMP-21M		-			
952	3829475	3829.475	Pressure transmitter / Sender of engine oil pressure (DD-6M)	0.150	41.47	#52		

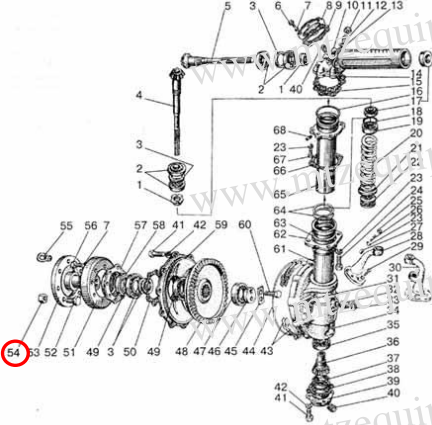



No.	Part# Short	Part# Long	Description	Weight, Kg	Price	Part number on the diagram	Diagram	Part Image
953	3829480	3829.48	Pressure transmitter/ Sender, Air/ engine oil presu	0.152				
954	3829485	3829.485	Oil Pressure transmitter/indicator in gear box	0.140				
955	384310	3843.1	RPM sensor					
956	38431501	3843.15-01	Speed transmitter/sensor Square connector (800mm)	0.095				
957	3844045	3844.045	Sensor/transmitter /Low oil pressure warning sender (D-10mm, L-10mm), (DADM-03 TU RB 07513211; MM111D)	0.050	34.58	#54		
958	3844075	3844.075	Sensor critical/emergency temperature transmitter	0.040	17.82			
959	384410	3844.1	Use 3844.075					

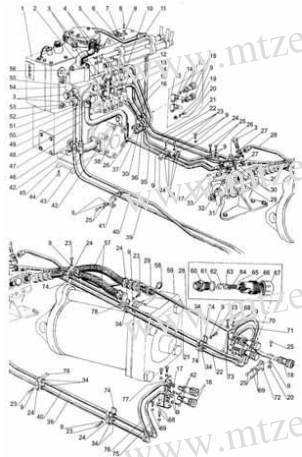

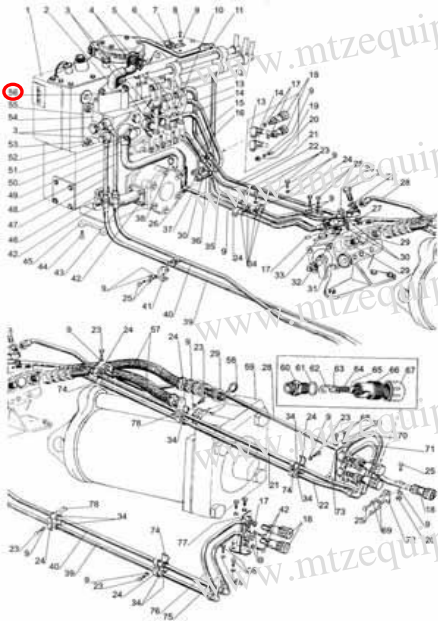

No.	Part# Short	Part# Long	Description	Weight, Kg	Price	Part number on the diagram	Diagram	Part Image
960	3844135	3844.135	Sensor DSF-65 TU RB 07513211	0.080	15.08			
961	384415	3844.15	USE MM111B {3829.095}		-			
962	384510	3845.1	Air cleaner sensor		-			
963	385910	3859.1	Use 3759.150		-			
964	3KK20X26X34E	3KK20X26X34E	Needle bearing of PTO satellite gear	0.030	48.89	#47		
965	3KK30KH35KH46E	3KK30KH35KH46E	Bearing 3KK30x35x46E TU R	0.030	15.08	#2		

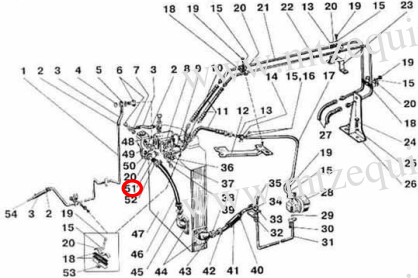

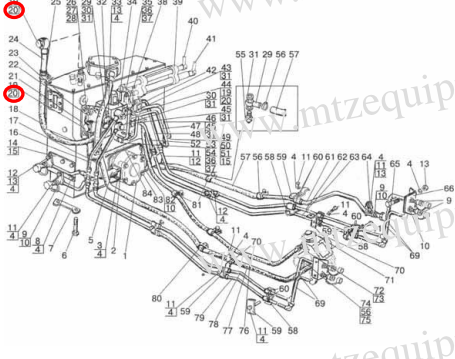

No.	Part# Short	Part# Long	Description	Weight, Kg	Price	Part number on the diagram	Diagram	Part Image
966	3KK50KH57KH36E	3KK50KH57KH36E	Bearing (3KK50x57x36E)	0.080	19.05	#5		
967	3KK72KH82KH45E	3KK72KH82KH45E	Bearing (5KH448) for F-50-1701056-B gear (3KK72x82x45)	0.230	22.11	#8		
968	3X238	3X238	Use I-3x24		-			
969	400965TT	400965TT	Use 942307					
970	401701055	40-1701055	Gear wheel (z=37/41; spl=14) 4 <sup>th</sup> and 5 <sup>th</sup> speed	6.880	265.68	#97		



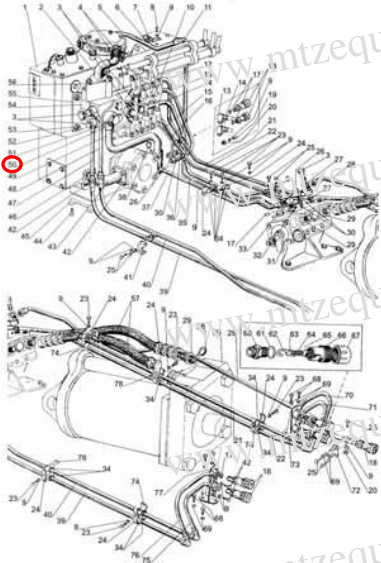

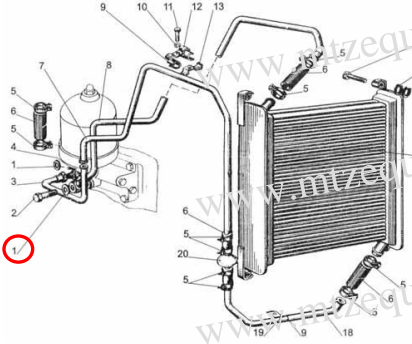

No.	Part# Short	Part# Long	Description	Weight, Kg	Price	Part number on the diagram	Diagram	Part Image
971	403001022	40-3001022	Bush of front bar/axle (d=54.5mm; D=62mm; H=54.4mm)	0.600	56.39	#15		
972	403103015	40-3103015	Front wheel hub	8.300	218.25	#3		
973	403103016	40-3103016	Bolt of front wheel/lug (A04.02.017-01)	0.130	4.51	#5		

No.	Part# Short	Part# Long	Description	Weight, Kg	Price	Part number on the diagram	Diagram	Part Image
974	403103017	40-3103017	Nut of front wheel/lug (A04.02.018)	0.060	3.29	#54		
975	40310301701	40-3103017-01	Use 40-3107017	0.060	3.29			
976	403104021	40-3104021	Bolt of rear wheel	0.220	5.90	#3		

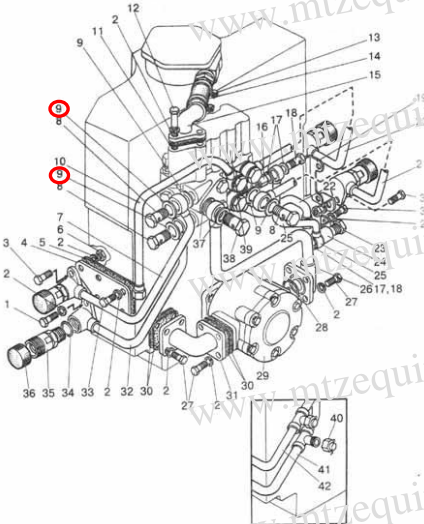


No.	Part# Short	Part# Long	Description	Weight, Kg	Price	Part number on the diagram	Diagram	Part Image
977	403405062	40-3405062	Nut (M20x1.5, S=27)	0.016	2.84	#0		
978	404607018	40-4607018	Gasket of hydradistributor pipe (305126700)	-	1.46	#56		

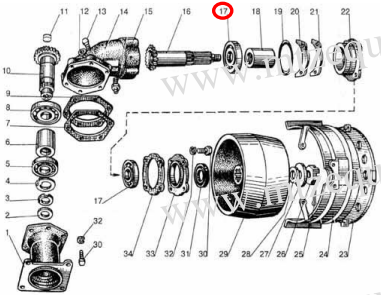

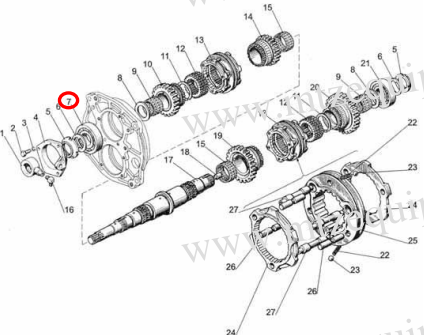

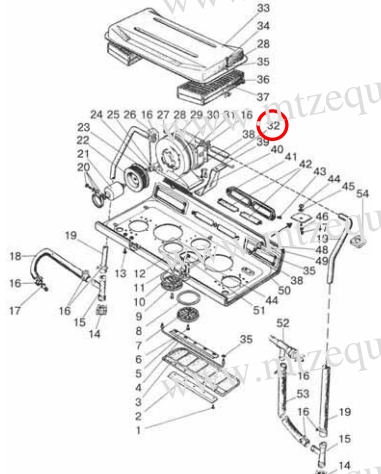

No.	Part# Short	Part# Long	Description	Weight, Kg	Price	Part number on the diagram	Diagram	Part Image
979	404607032	40-4607032	Banjo Bolt small, (L=40mm;S-32; M20x1,5).	0.105	21.20	#51		
980	404607033A	40-4607033-A	Copper Washer 25/34/2mm	0.010	2.07	#20		
981	404607033A01	40-4607033-A-01	Aluminium Washer 25/34/2mm	0.010	2.07			

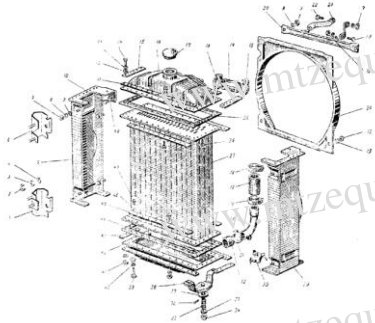

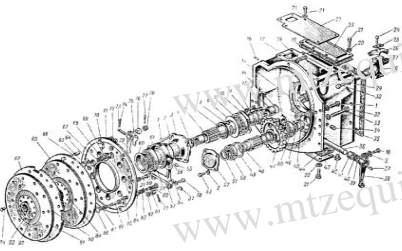

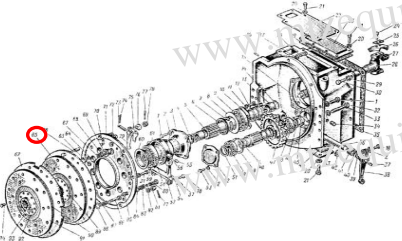



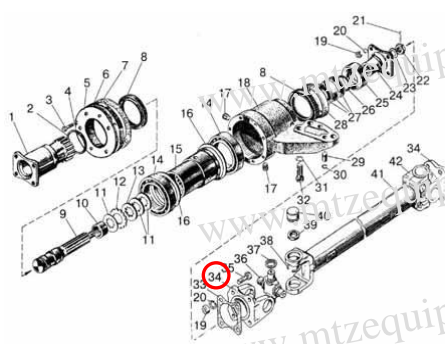

No.	Part# Short	Part# Long	Description	Weight, Kg	Price	Part number on the diagram	Diagram	Part Image
982	404607037	40-4607037	Banjo bolt large, (M24x1,5; S-36)	0.165	23.94	#50		
983	404607038A	40-4607038-A	Copper Washer 20/30/2mm	0.010	2.07	#1		



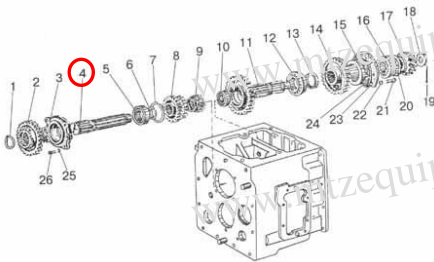

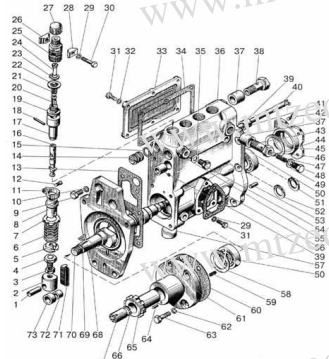

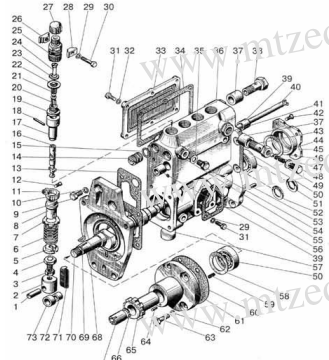

No.	Part# Short	Part# Long	Description	Weight, Kg	Price	Part number on the diagram	Diagram	Part Image
984	404607038A01	40-4607038-A-01	Aluminium Washer 20/30/2mm	0.010	2.07	#9		
985	404607061	40-4607061	Use 0350403014					
986	404607068	40-4607068	Use 017-022-30-14					
987	406	406	Bearing (6406)	0.680	40.47			

No.	Part# Short	Part# Long	Description	Weight, Kg	Price	Part number on the diagram	Diagram	Part Image
988	408	408	Bearing (6408)	0.700	59.60	#17		
989	409	409	Roller bearing (6409)	1.540	74.75	#7		
990	410351013010	41.035.-1013010	Hearter radiator (70U-8101070), must use 583278			#32		

No.	Part# Short	Part# Long	Description	Weight, Kg	Price	Part number on the diagram	Diagram	Part Image
991	410965TT	410965TT	Use 942312					
992	42212KM	42212KM	Use 6-42212km		-			
993	433827	433827	Use DUMP 21-M		-			
994	451301006	45.1301.006	Water radiator UMZ-6 for tropics	18.000	1 030.68	#0		
995	451604010	45-1604010	Pressure plate Assy 320 mm D-65, UMZ-6(611)	33.600	824.13	#0		
996	451604040	45-1604040	Driven/clutch disk 320mm. D-65, UMZ-6	5.300	129.51	#65		

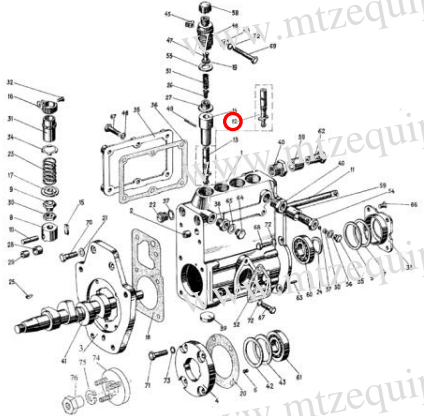

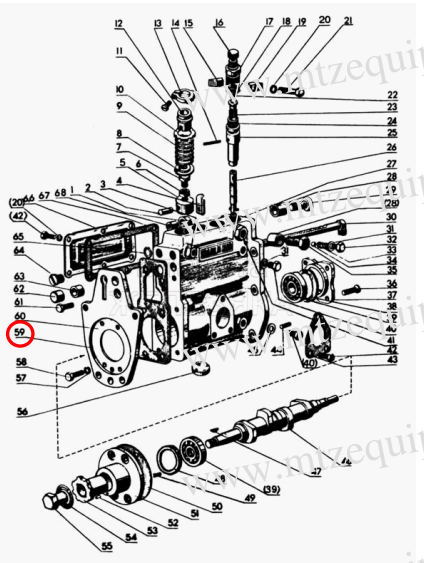
No.	Part# Short	Part# Long	Description	Weight, Kg	Price	Part number on the diagram	Diagram	Part Image
997	451604050	45-1604050	PTO Driven disc D-65, UMZ-6 (611)	3.600	105.35			
998	451604080A	45-1604080A	Use 45-1604010		-			
999	453843001	453843,001	Use TAIS.453843.001		-			
1000	453843001	45.3843.001	Use 3843.15-01		-			
1001	453843003	453843,003	Use TAIS.453843.003		-			
1002	460030	4600.3	Use 761-00-00-000		-			
1003	46063710010G4	46063710010G4	Use 5116.3709		-			
1004	46204K	46204K	Bearing	0.100				
1005	463701001	46.3701001	Cover		8.64			
1006	46463701	4646.3701	Alternator D-243 14V, 700 W	6.100	369.42			
1007	46463701 Duplicate	46463701_ Duplicate	Use G464.3701000		-			
1008	465865TT	465865TT	Use 942304					
1009	465965TT	465965TT	Use 942306					
1010	4692201023	469-2201023	Flange of cardanshaft (72-2203023)/ Cardan FLG	0.750	63.50	#34		
1011	481003116	481003116	Use 025-028-19-2-2		-			

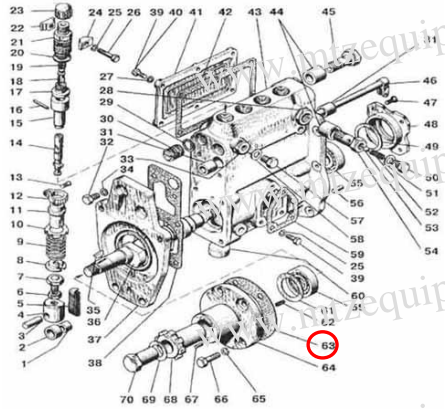

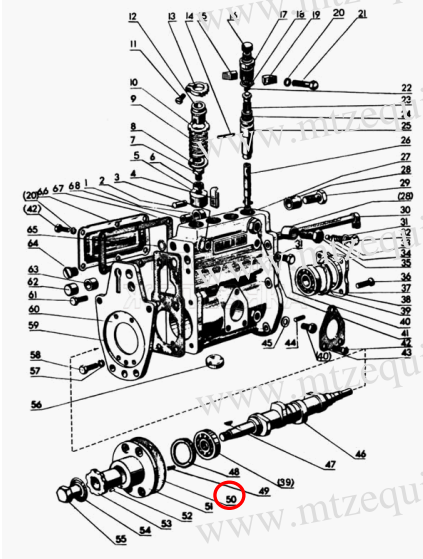


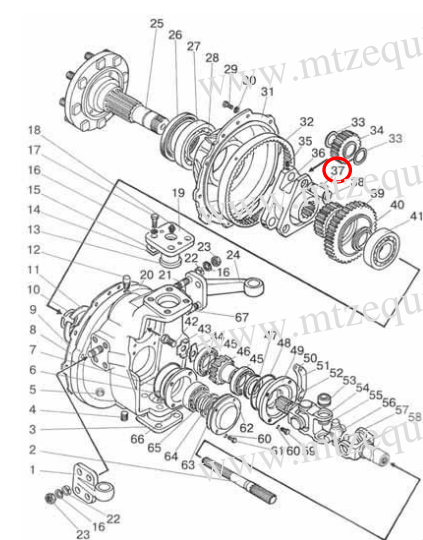

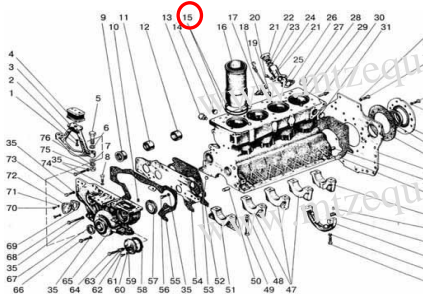

No.	Part# Short	Part# Long	Description	Weight, Kg	Price	Part number on the diagram	Diagram	Part Image
1012	481701032A	48-1701032-A	Primary shaft, spl=16/12	3.860	410.73	#4		
1013	4UTNI111100510	4UTNI-1111005-10	Fuel pump with Intensive injection D-242. MTZ-592 (1800rpm)	13.500	1 967.04	#0		
1014	4UTNI111100520	4UTNI-1111005-20	Fuel pump with Intensive injection D-243. MTZ-820/920...	13.500	1 967.04	#0		

To order: Call 1-855-2GO-4MTZ x222 (1-855-246-4689 x222) Fax: 1-647-933-9066 Email: spares@mtzequipment.com

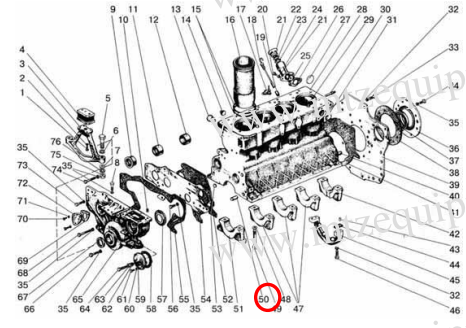

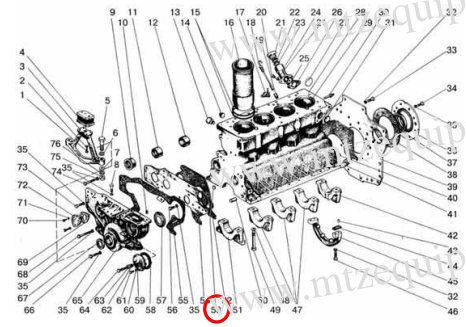



No.	Part# Short	Part# Long	Description	Weight, Kg	Price	Part number on the diagram	Diagram	Part Image
1015	4UTNM1111152B	4UTNM-1111152-B	Camshaft (Spline var) (UTN-3-1111152-01)	0.975	292.27			
1016	4UTNM111141001	4UTNM-1111410-01	Plunger pair (-1111422 +/- 1111425)	0.095	65.25	#12		
1017	4UTNM111148301 INKT	4UTNM-1111483-01_IN_KT	Part of RK-UTN4-NS		-	#59		

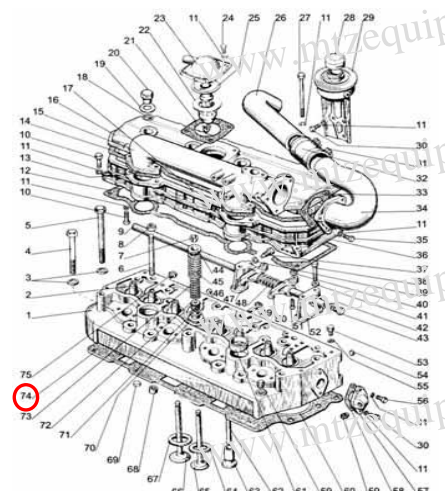

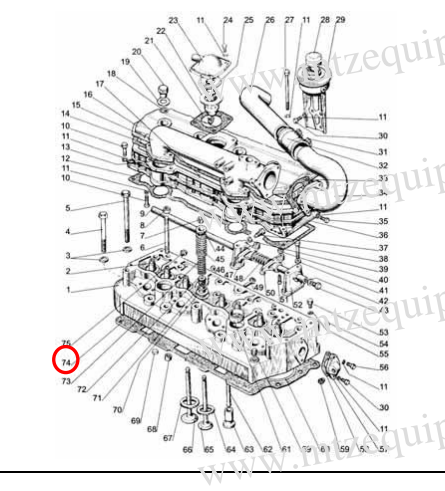

No.	Part# Short	Part# Long	Description	Weight, Kg	Price	Part number on the diagram	Diagram	Part Image
1018	4UTNM1111493	4UTNM-1111493	Gasket	0.010	5.13	#63		
1019	4UTNM1111493 INKIU	4UTNM- 1111493_IN_KIU	Part of RK-UTN4-NS	-	-	#50		

No.	Part# Short	Part# Long	Description	Weight, Kg	Price	Part number on the diagram	Diagram	Part Image
1020	4x3483	4x34,8-3	Roller, Use 922207			#37		
1021	501002021A2	50-1002021-A2	Sleeve		104.73			
1022	501002021A2 Duplicat	50-1002021-A2_ Duplicat	Use 240-1002021-A-C		-			
1023	501002022	50-1002022	Liner/sleeve O ring. 124/4.5mm	0.008	2.99	#15		
1024	50100202201	50-1002022-01	Sleeve/liner O-Ring, 124/4.5mm	0.008	2.84			

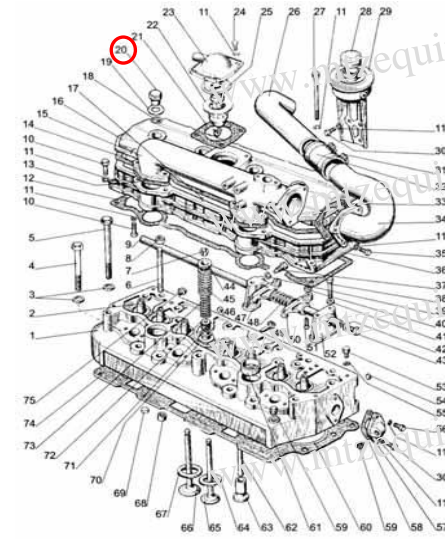

To order: Call 1-855-2GO-4MTZ x222 (1-855-246-4689 x222) Fax: 1-647-933-9066 Email: spares@mtzequipment.com

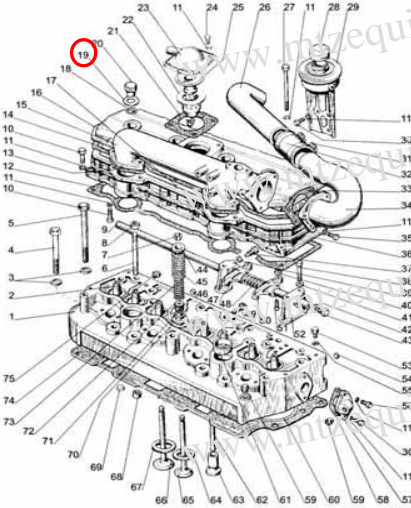

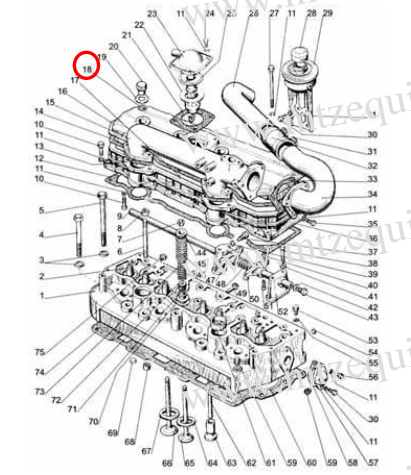

No.	Part# Short	Part# Long	Description	Weight, Kg	Price	Part number on the diagram	Diagram	Part Image
1025	501002022INKIT	50-1002022_IN_KIT	Part of D-243-EGK-ESK, 8pcs					
1026	501002034	50-1002034	Pin (302100250)	0.020	1.61	#50		
1027	501002316A2	50-1002316-A2	Gland housing gasket for rear seal/GKT	-	4.22			
1028	501002316A2INKIT	50-1002316-A2_IN_KIT	Part of D-243-EGK-ESK					
1029	501002326V	50-1002326-V	Plug/Stopper	-	2.07	#53		
1030	501003020A2	50-1003020-A2	Use 50-1003020-A2-02	-	65.10			

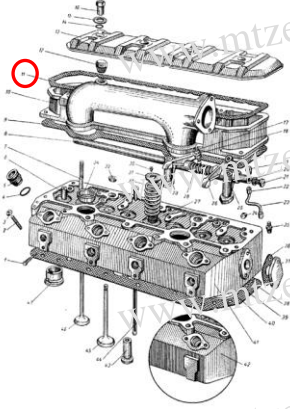

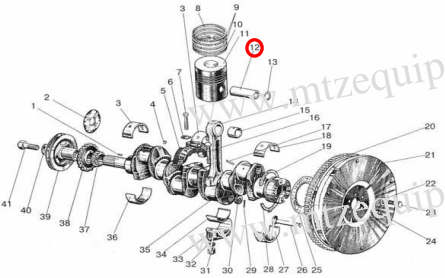



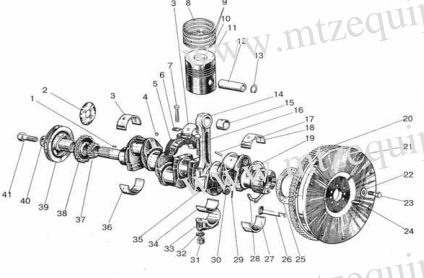

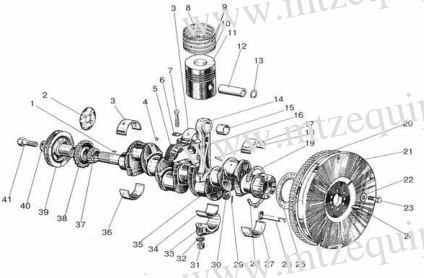

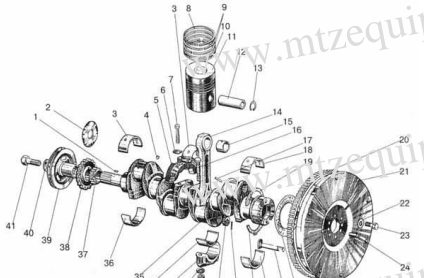

No.	Part# Short	Part# Long	Description	Weight, Kg	Price	Part number on the diagram	Diagram	Part Image
1031	501003020A202	50-1003020-A2-02	Head Gasket (50-1003020-A3)	0.185	65.10	#74		
1032	501003020a202inkit	50-1003020-a2-02in_kit	Part of D-243-EGK-ESK					
1033	501003020A5H	50-1003020-A5-H	Head Gasket,920 (50-1003020-A3)	0.250	65.10	#74		
1034	501003020R	50-1003020-R	Cylinder head gasket	-	68.16			



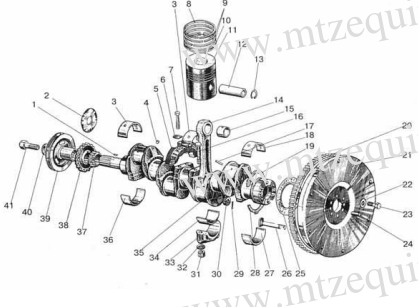

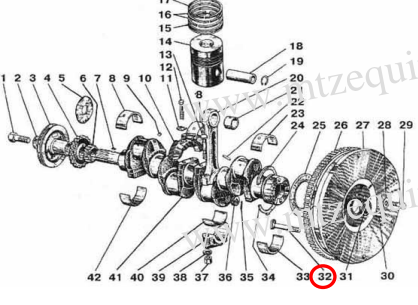

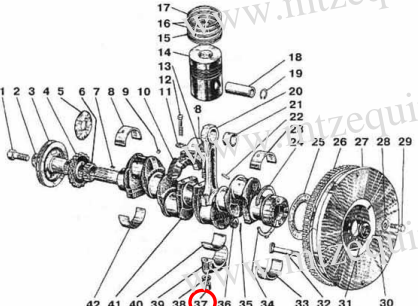

No.	Part# Short	Part# Long	Description	Weight, Kg	Price	Part number on the diagram	Diagram	Part Image
1035	501003020R Duplicate	50-1003020-R_ Duplicate	Use 50-1003020-A2-02		65.10			
1036	501003070A8	50-1003070-A8	Cylinder Head Gasket		68.16			
1037	501003070A9	50-1003070-A9	Cylinder head gasket MTZ 920	-	65.10			
1038	501003104A	50-1003104-A	Cap nut (M12; S=22)		3.60	#20		

No.	Part# Short	Part# Long	Description	Weight, Kg	Price	Part number on the diagram	Diagram	Part Image
1039	50100310601	50-1003106-01	Washer (d=19.2mm; D=32.9mm)		2.84	#19		
1040	501003107A01	50-1003107-A-01	O-ring (017-025-40-2-2), (50-1003107-A-01)		2.52	#18		
1041	501003108	50-1003108	Gasket D-50, MTZ-50	0.070	13.23			

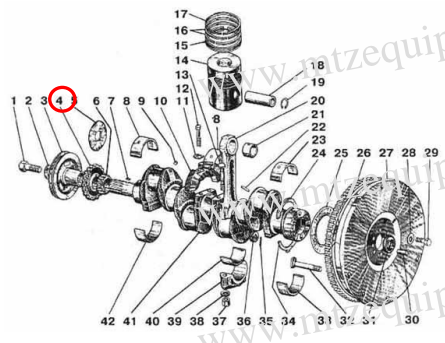

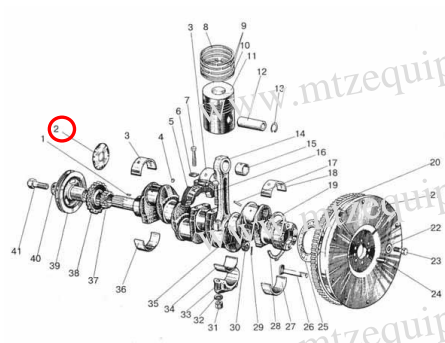

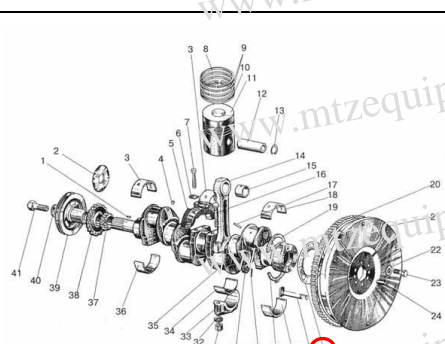

No.	Part# Short	Part# Long	Description	Weight, Kg	Price	Part number on the diagram	Diagram	Part Image
1042	501003109V	50-1003109V	Gasket D-50, MTZ-50	0.060	10.49	#11		
1043	50100311401	50-100311401	Cast iron injector sleeve/bushing of head D-50, MT	0.055	71.54			
1044	501004042A1	50-1004042-A1	Piston wrist/pin. D=38mm; d=21mm	0.620	37.71	#12		
1045	501004140AN1	50-1004140-A-N1	Bearing Set		83.93			
1046	501004140AR1	50-1004140-A-R1	Bearing Set		83.93			

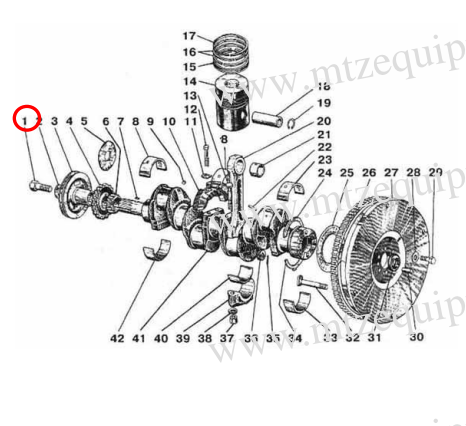

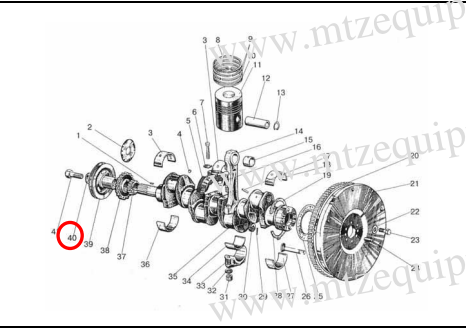

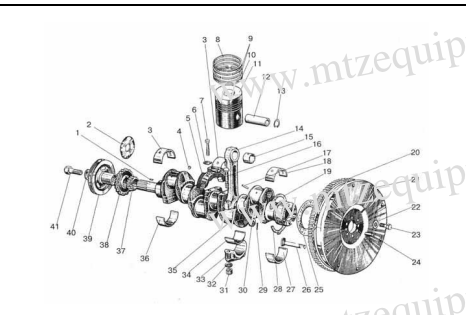

No.	Part# Short	Part# Long	Description	Weight, Kg	Price	Part number on the diagram	Diagram	Part Image
1047	501004140AR2	50-1004140-A-R2	Bearing Set/Big-end bearing shells set R2 (+1/25mm) (50-1004140-M-R2; 260-1004140-M-R1)		83.93	#0		
1048	501004140AR3	50-1004140-A-R3	Bearing Set		83.93			
1049	501004140MN1	50-1004140-M-N1	Big-end bearing shells standard set for engine, 68	0.780	83.93	#0		
1050	501004140MN2	50-1004140-M-N2	Big-end bearing shells 2 <sup>nd</sup> standard set for engine, 0.26mm (50-1004140-A-N2)	0.765	83.93	#0		



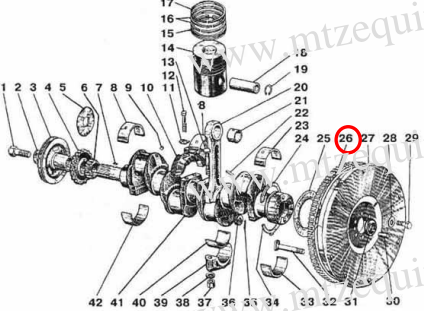

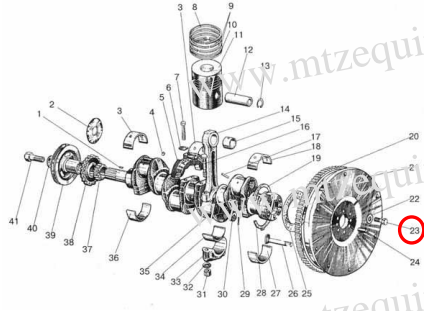

No.	Part# Short	Part# Long	Description	Weight, Kg	Price	Part number on the diagram	Diagram	Part Image
1051	501004140MR1	50-1004140-M-R1	Big-end bearing shells 1 <sup>st</sup> repair set R1 (+0.75mm)	0.800	83.93	#0		
1052	501004180	501004180	Use 50-1004026-A1		-			
1053	501004182A1	50-1004182-A1	Connecting rod bolt/nut assy (50-1004182-A)	0.117	11.70	#32		
1054	501004188	50-1004188	Connecting rod bolt/nut assy (A20.03.001), S-19;	0.021	5.28	#37		



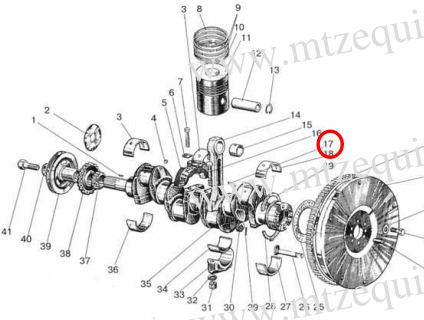

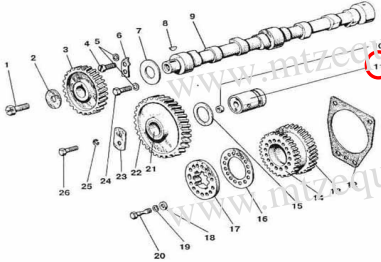

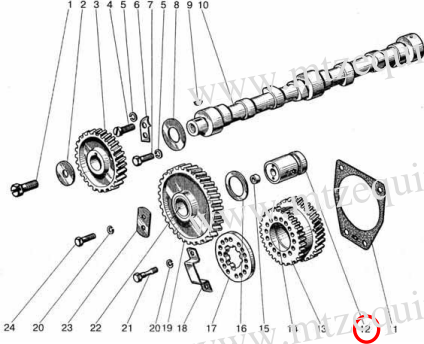

No.	Part# Short	Part# Long	Description	Weight, Kg	Price	Part number on the diagram	Diagram	Part Image
1055	501005033A	50-1005033-A	Oil pump drive gear/ Gear wheel (for 50-1403010-B1 pump) D-245.5/ D-242/D-244; z=46 (1800rpm)		104.73	#4		
1056	501005042	50-1005042	Front oil deflector of crankshaft, d=35mm (50-1005042-A, 65G)	-	4.98	#2		
1057	501005043	50-1005043	Rear seal gland/oil deflector of crankshaft	0.010		#25		

No.	Part# Short	Part# Long	Description	Weight, Kg	Price	Part number on the diagram	Diagram	Part Image
1058	501005054	50-1005054	Crankshaft bolt D-243/D-242/ D-244/D-245.5	0.229	17.37	#1		
1059	501005055A	50-1005055-A	Washer (H=4mm. D=42mm. d=19mm)	0.038	2.07	#40		
1060	501005100B3N1	50-1005100-B3-N1	Main Bearing Set		137.16			
1061	501005100B3R1	50-1005100-B3-R1	Main Bearing Set		137.16			
1062	501005100B3R2	50-1005100-B3-R2	Main Bearing Shells Set for engine, +1.25mm (50-1005100-M-R2)		137.16	#0		

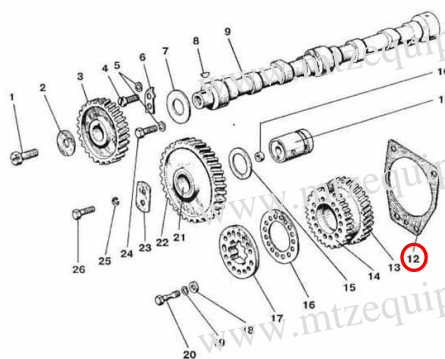

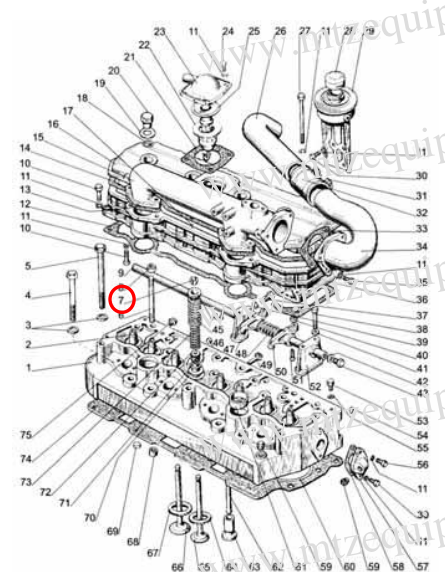

No.	Part# Short	Part# Long	Description	Weight, Kg	Price	Part number on the diagram	Diagram	Part Image
1063	501005100B3R3	50-1005100-B3-R3	Main Bearing Set		137.16			
1064	501005100MN1	50-1005100-M-N1	Standard Main bearing shells set for engine 75.25m	0.818	134.10	#0		
1065	501005100MN2	50-1005100-M-N2	2 <sup>nd</sup> standard Main bearing shells set for engine	1.040	134.10	#0		
1066	501005100MR1	50-1005100-M-R1	Main bearing shells 1 <sup>st</sup> repair set for engine +0	1.035	134.10	#0		

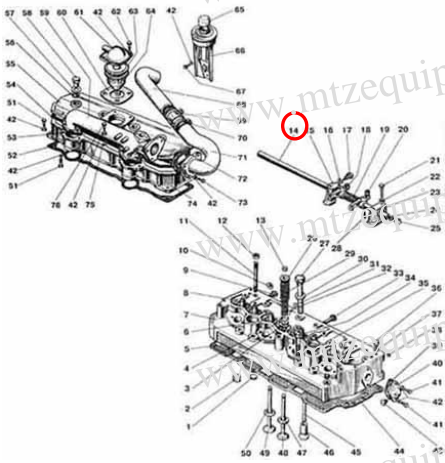

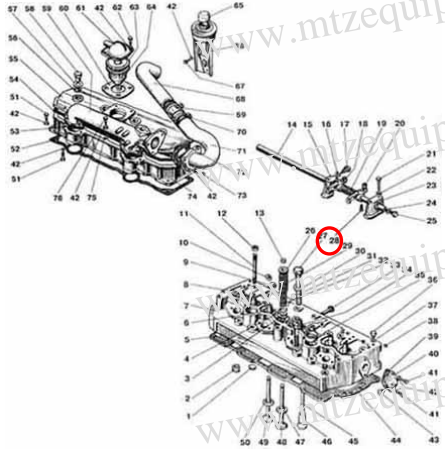

No.	Part# Short	Part# Long	Description	Weight, Kg	Price	Part number on the diagram	Diagram	Part Image
1067	501005121A	50-1005121-A	Flywheel rim/ring gear z=145	3.100	129.21	#26		
1068	501005127A	50-1005127-A	Crankshaft Bolt of fly heel D=14/S=19. D-243/D-245	0.020	6.05	#23		
1069	501005131	50-1005131	Crankshaft Pulley D-50 (MTZ-50/52)	2.165	191.64			
1070	501005178B	50-1005178-B	Half Ring		9.11			
1071	501005178BInKit	50-1005178-B_In_Kit	Part of RK-50-1005181/178-B-N1					
1072	501005181	50-1005181	Half Ring		9.11			
1073	501005181InKit	50-1005181_In_Kit	Part of RK-50-1005181/178-B-N1					

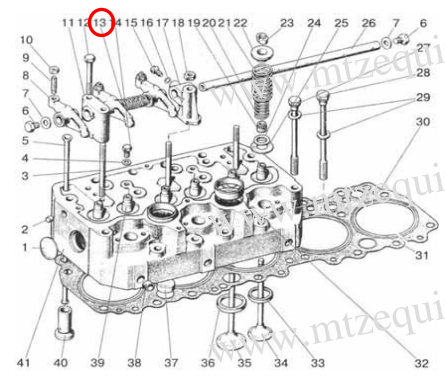

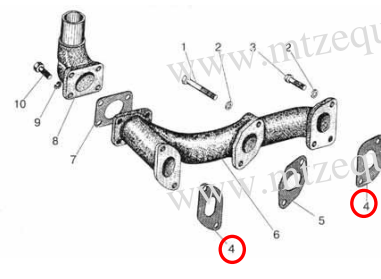

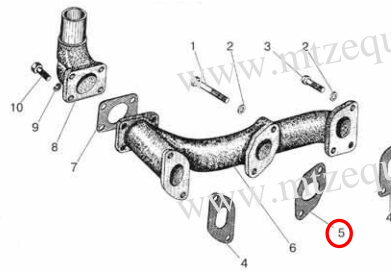



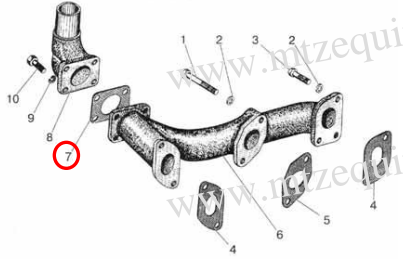

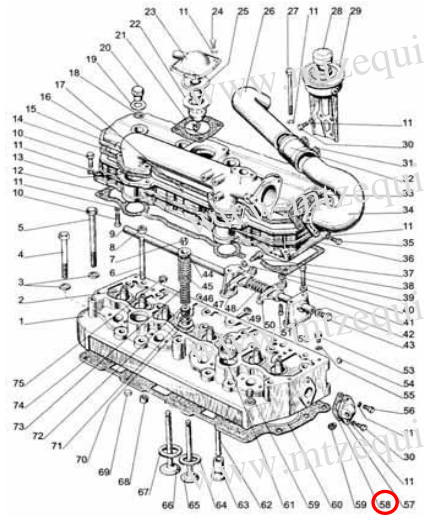

No.	Part# Short	Part# Long	Description	Weight, Kg	Price	Part number on the diagram	Diagram	Part Image
1074	501005191A	50-1005191-A	Crankshaft Tube/ Pipe (D=8mm, L=38mm)		2.07	#17		
1075	501006250V	50-1006250-V	Pin assy		35.88	#11		
1076	501006252V1	50-1006252-V1	Pin	-	19.35	#12		



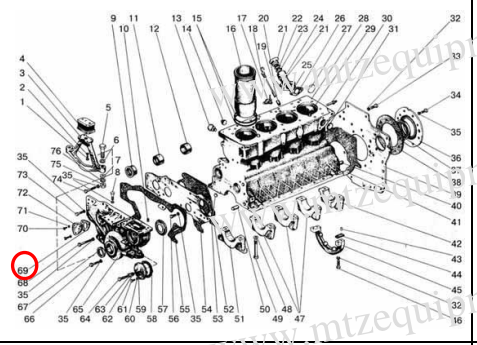

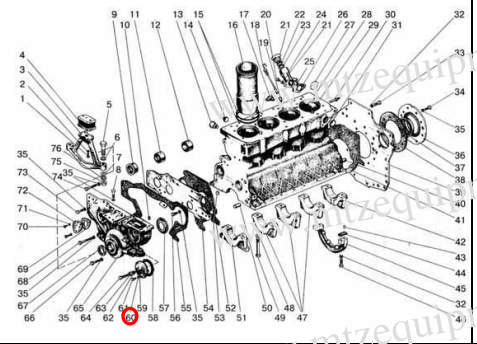

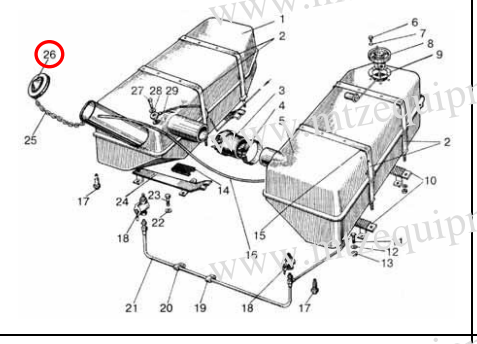

No.	Part# Short	Part# Long	Description	Weight, Kg	Price	Part number on the diagram	Diagram	Part Image
1077	501006315B4	50-1006315-B4	Gasket (50-1006315-B-2)	0.024	4.05	#12		
1078	501006315B4INKIT	50-1006315-B4_IN_KIT	Part of D-243-EGK-ESK					
1079	501006315B4INKIU	50-1006315-B4_IN_KIU	Part of D-243-EGK-ESK					
1080	501007053A2	50-1007053-A2	Valve slide/keeper	0.032	2.84	#7		

No.	Part# Short	Part# Long	Description	Weight, Kg	Price	Part number on the diagram	Diagram	Part Image
1081	501007102A1	50-1007102-A1	Axle/Rocker Shaft (L=505mm, D=19mm)	0.851	55.92	#14		
1082	501007175B1	50-1007175-B1	Adjustment screw of rocker	-	5.90	#28		

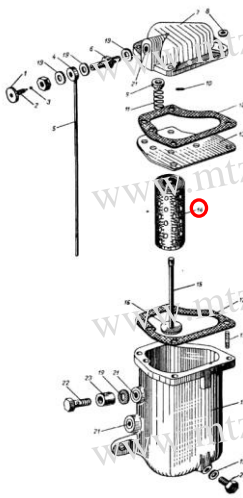

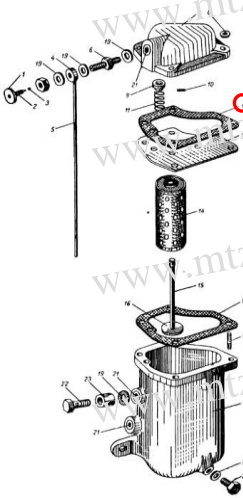

No.	Part# Short	Part# Long	Description	Weight, Kg	Price	Part number on the diagram	Diagram	Part Image
1083	501007212A3	50-1007212-A3	Rocker arm (Crown gear) (d=19.2mm; M10x1.0)		32.82	#13		
1084	501008026B	50-1008026-B	Gasket of outtake manifold	0.014	3.36	#4		
1085	501008026BINKIT	50-1008026- B_IN_KIT	Part of D-243- EGK-ESK, 2pcs					
1086	501008027B	50-1008027-B	Exhaust manifold gasket	0.016	2.84	#5		
1087	501008027BINKIT02	50-1008027- B_IN_KIT02	Part of D-243-EGK-ESK					

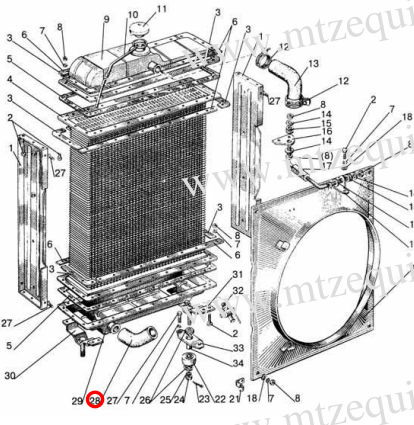

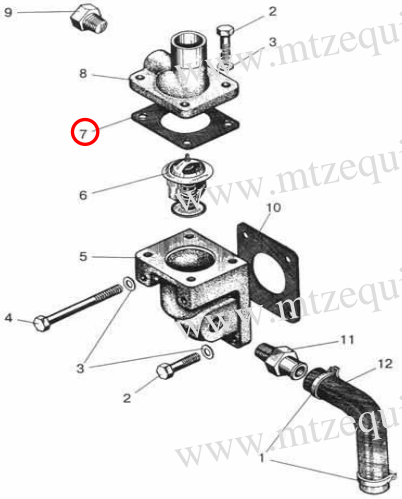

No.	Part# Short	Part# Long	Description	Weight, Kg	Price	Part number on the diagram	Diagram	Part Image
1088	501008028	50-1008028	Gasket of reducer D-243	-	2.99	#7		
1089	501008028BINKITO	50-1008028-B_IN_KITO	Part of D-243-EGK-ESK					
1090	501015598	50-1015598	Gasket	-	1.46	#58		
1091	501015598INKIT	50-1015598_IN_KIT	Part of D-243-EGK-ESK					

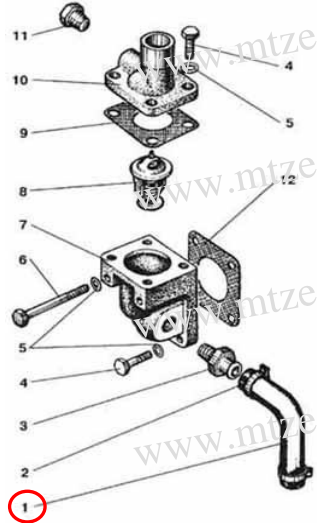

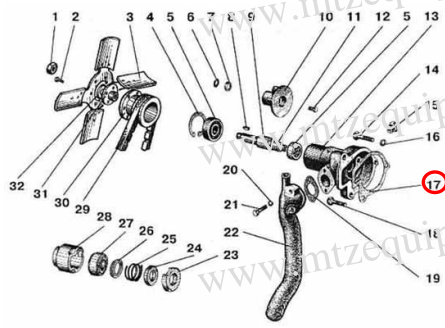



No.	Part# Short	Part# Long	Description	Weight, Kg	Price	Part number on the diagram	Diagram	Part Image
1092	501021012	50-1021012	Gasket	-	1.46	#69		
1093	501021012INKIT	50-1021012_IN_KIT	Part of D-243-EGK-ESK					
1094	501022062b	50-1022062-b	Use 240-1022062					
1095	501022067	50-1022067	Copper Washer/Gasket 8.3/13.8/1.4mm. packing ring	0.012	1.46	#60		
1096	501103010V	50-1103010-V	Old style fuel cap/Plug (metal)	0.120	22.73	#26		
1097	501108178	50-1108178	Use 80-1108178		-			

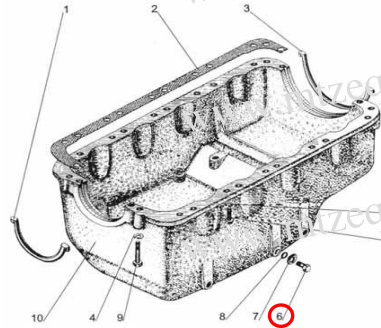

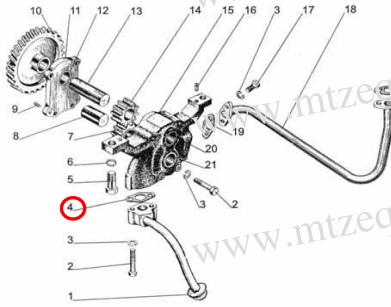

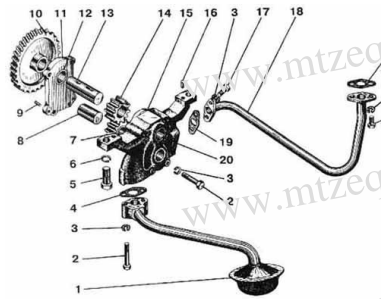



No.	Part# Short	Part# Long	Description	Weight, Kg	Price	Part number on the diagram	Diagram	Part Image
1098	501117030A	50-1117030-A	Fuel filter element MTZ-50 / T-25	0.062	6.66	#14		
1099	501117102	50-1117102	Gasket of fuel filter D-50, MTZ-50 (50-1117102-A1)	0.020	3.45	#12		

No.	Part# Short	Part# Long	Description	Weight, Kg	Price	Part number on the diagram	Diagram	Part Image
1100	501303062B2	50-1303062-B2	Lower Radiator Hose	0.100	11.70	#28		
1101	501306026	50-1306026	Thermostat housing gasket	0.006	2.07	#7		
1102	501306026INKIT	50-1306026_IN_KIT	Part of D-243-EGK-ESK					

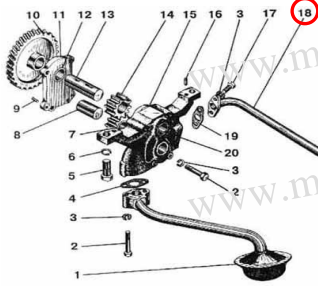

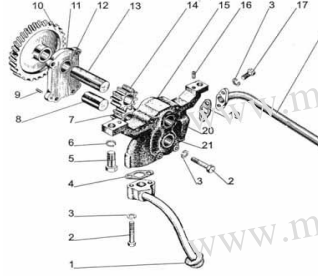

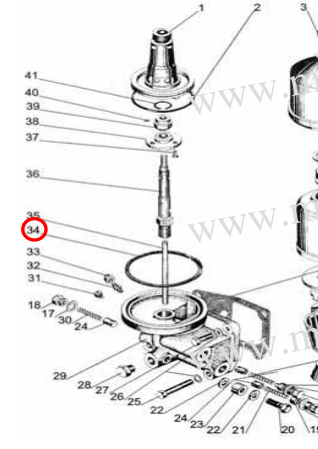

No.	Part# Short	Part# Long	Description	Weight, Kg	Price	Part number on the diagram	Diagram	Part Image
1103	501306028B3	50-1306028-B3	Bypass hose of thermostat		8.04	#1		
1104	501307010A	50-1307010-A	Pump assy D-50 for MTZ50/52, without pulley		-			
1105	501307048B	50-1307048-B	Mounting Gasket	0.009	4.37	#17		
1106	501307048BINKIT	50-1307048-B_IN-KIT	Part of D-243-EGK-ESK					

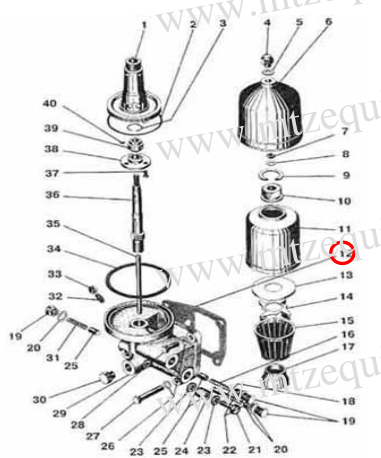

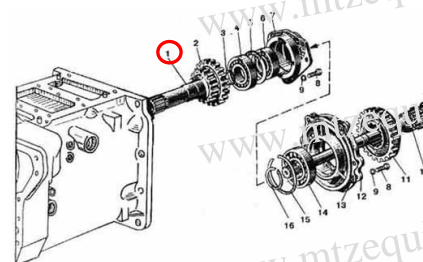

No.	Part# Short	Part# Long	Description	Weight, Kg	Price	Part number on the diagram	Diagram	Part Image
1107	501307049A	50-1307049-A	Gasket Hoses	0.002	1.76	#19		
1108	501307049AINKIU	50-1307049-A_IN-KIU	Part of D-243-EGK-ESK					
1109	501307061	50-1307061	Pulley for Water Pump D-50 with Pulley	7.700	91.68			
1110	501307061inkit	50-1307061_in_kit	Part of 50-1307010-A	-				
1111	501307074B	50-1307074B	Impeller		56.54	#24		
1112	501401063V1	50-1401063-V1	Oil Carter/ Pan Gasket	0.039	7.57	#2		

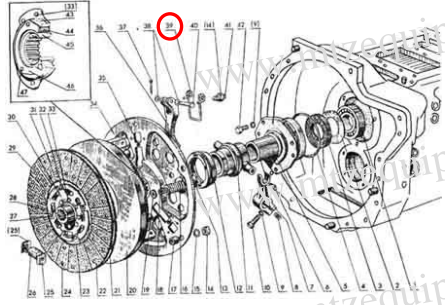

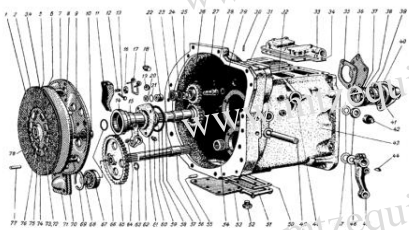

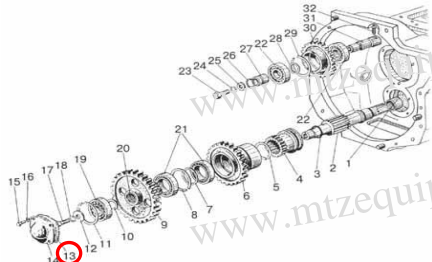

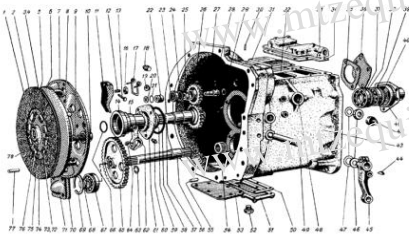

No.	Part# Short	Part# Long	Description	Weight, Kg	Price	Part number on the diagram	Diagram	Part Image
1113	501401063V1INKIT	50-1401063-V1_IN_KIT	Part of D-243-EGK-ESK, 2pcs					
1114	501401166A1	50-1401166-A1	Plug of oil case (M20x2.5), (S-27)		7.11	#6		
1115	501402053	50-1402053	Flange Gasket		1.16	#4		
1116	501402053INKIT	50-1402053_IN_KIT	Part of D-243-EGK-ESK					
1117	501403010B1	50-1403010-B1	Oil pump D-245.5/old D-50; MTZ-952/822/922... old MTZ-50 (with gear 50-1403228-B, z=28)	3.100	134.10	#0		

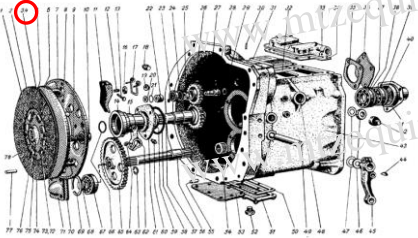

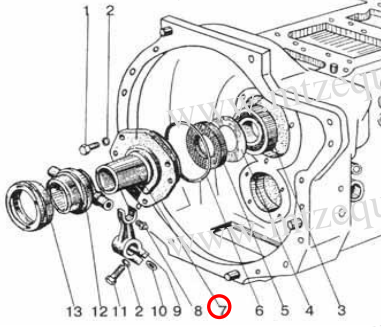

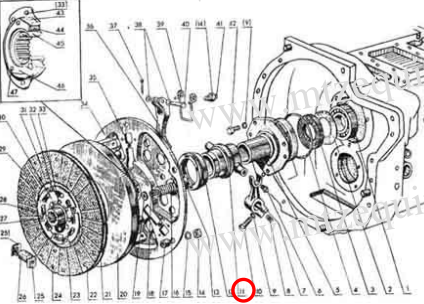

To order: Call 1-855-2GO-4MTZ x222 (1-855-246-4689 x222) Fax: 1-647-933-9066 Email: spares@mtzequipment.com



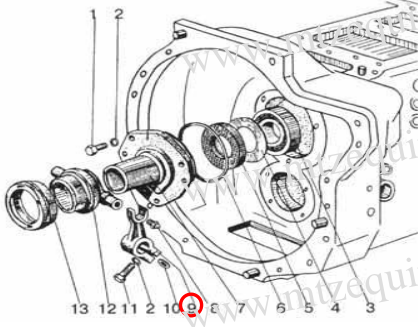

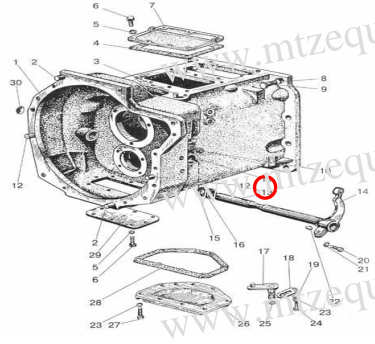

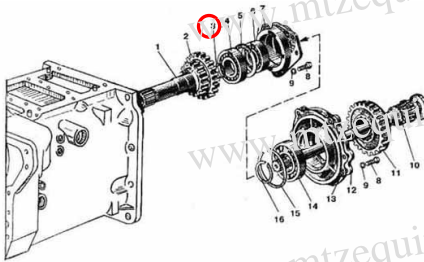

No.	Part# Short	Part# Long	Description	Weight, Kg	Price	Part number on the diagram	Diagram	Part Image
1118	501403015A	50-1403015-A	Oil pipe/ Discharge manifold (50-1403015-A)		36.18	#18		
1119	501403033	50-1403033	Flange Gasket of discharge manifold		1.16	#19		
1120	501403033INKIT	50-1403033_IN_KIT	Part of D-243- EGK-ESK, 2pcs					
1121	501404059B1	50-1404059-B1	Gasket of filter cap/cover	0.006	2.84	#34		

No.	Part# Short	Part# Long	Description	Weight, Kg	Price	Part number on the diagram	Diagram	Part Image
1122	501404059B1INKIT	50-1404059-B1_IN_KIT	Part of D-243-EGK-ESK					
1123	501404068	50-1404068	Centrifugal Oil Filter Case Gasket		4.51	#12		
1124	501404068INKIT	50-1404068_IN_KIT	Part of D-243-EGK-ESK					
1125	501601021	50-1601021	Shaft single speed PTO	2.360	66.78			
1126	501601023	50-1601023	PTO drive shaft	1.330	435.51	#1		

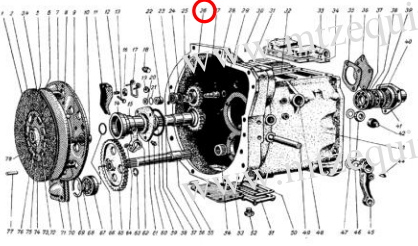

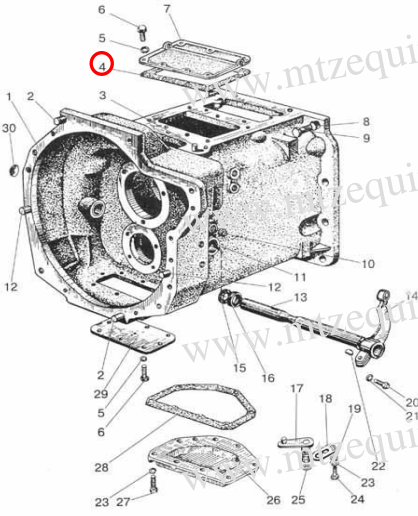

No.	Part# Short	Part# Long	Description	Weight, Kg	Price	Part number on the diagram	Diagram	Part Image
1127	501601083B	50-1601083-B	Lever spring	0.030	5.28	#39		
1128	501601090	50-1601090	Pressure Plate Assy D=385/d=325 mm, D-50, MTZ-50	14.800	346.47	#0		
1129	501601091	50-1601091	Gasket of bearing cap	0.010	3.21	#13		
1130	501601093	50-1601093	Pressure face plate/disk D-50 (325mm) MTZ-52/52	8.100	114.21	#0		

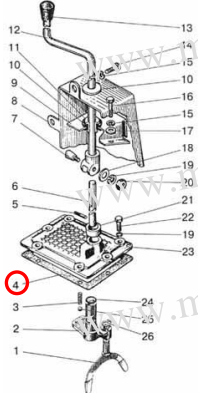

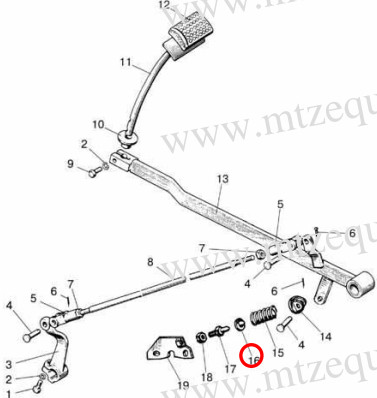

No.	Part# Short	Part# Long	Description	Weight, Kg	Price	Part number on the diagram	Diagram	Part Image
1131	501601098	50-1601098	Adjusting Screw, MTZ 920	0.018	5.13			
1132	501601130K1	50-1601130-K1	Clutch / Driven Disc Red, 325mm D-50, MTZ-50/52 (900509)	3.520	110.85	#34		
1133	501601172A	50-1601172-A	Release lever bracket – throwout bearing	1.740	104.73	#7		
1134	501601180A	50-1601180-A	Release lever assy set with bearing&carrier, Subst, 98	1.280	83.61	#11		

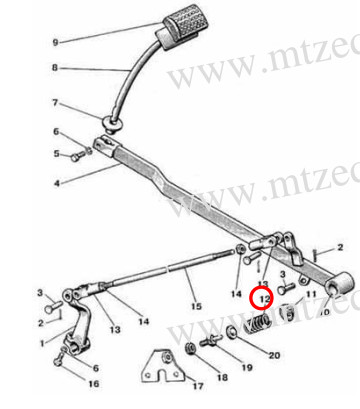

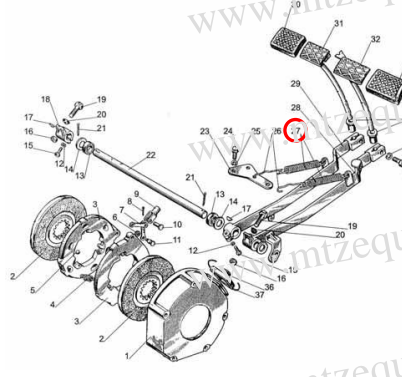

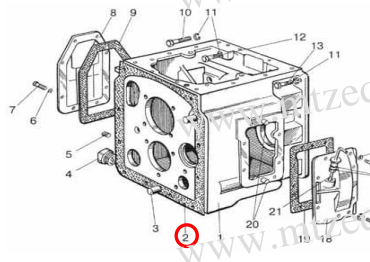



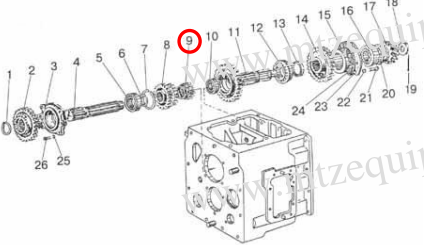

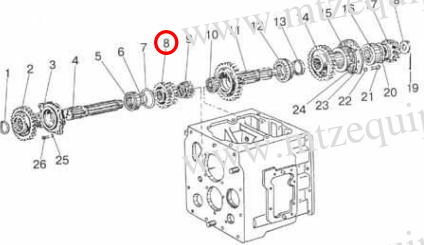

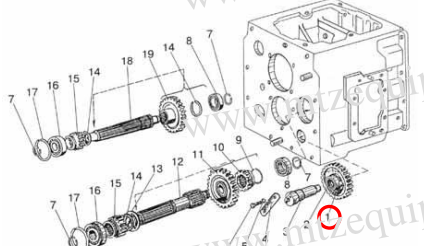

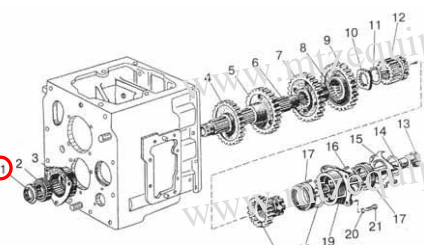

No.	Part# Short	Part# Long	Description	Weight, Kg	Price	Part number on the diagram	Diagram	Part Image
1135	501601203	50-1601203	Lever/Fork (302161040)	0.260	40.32	#9		
1136	501601215	50-1601215	Shaft	1.330	54.54	#13		
1137	501601218	50-1601218	Key	0.028	2.69			
1138	501601321	50-1601321	O-ring 34.75/5	-	3.45	#3		

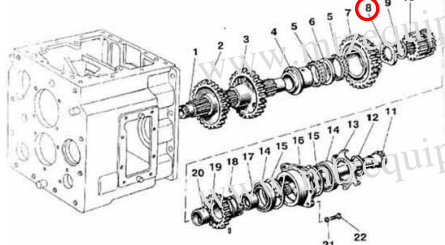

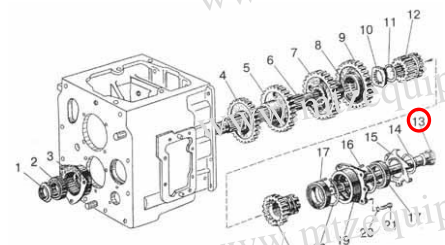

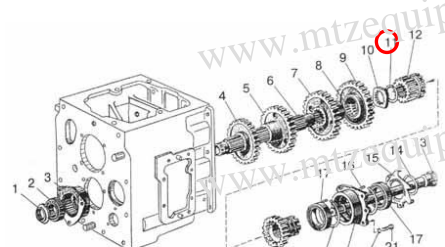



No.	Part# Short	Part# Long	Description	Weight, Kg	Price	Part number on the diagram	Diagram	Part Image
1139	501601331A	50-1601331-A	Intermediate gear z=24; MTZ-52/82 (d=52mm)	0.950	98.61	#26		
1140	501601345	50-1601345	Gasket of upper cover of clutch housing	0.010	2.99	#4		

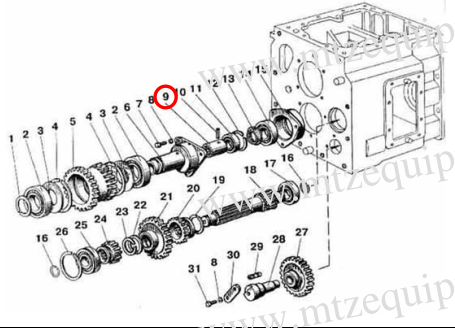

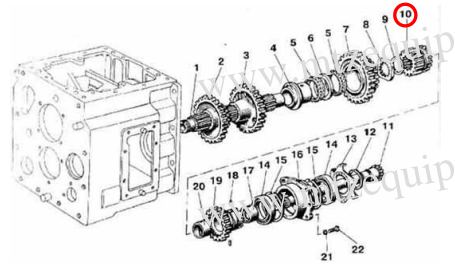

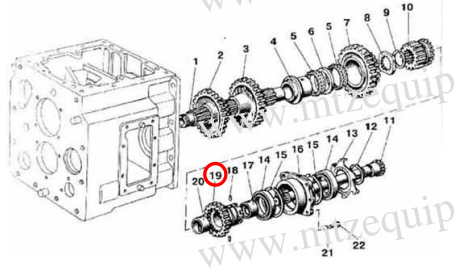

No.	Part# Short	Part# Long	Description	Weight, Kg	Price	Part number on the diagram	Diagram	Part Image
1141	501601347	50-1601347	Gasket of upper cover of clutch housing	0.010	2.22	#4		
1142	501602027	50-1602027	Pin/Stop	0.060	32.52			
1143	501602029	50-1602029	Washer	0.020	2.07	#16		

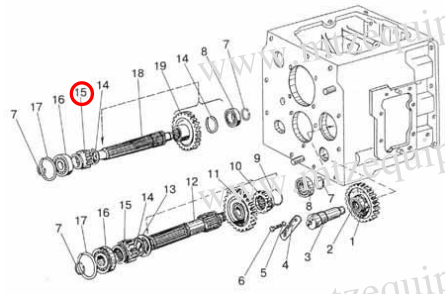

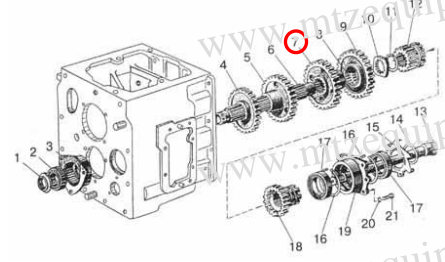

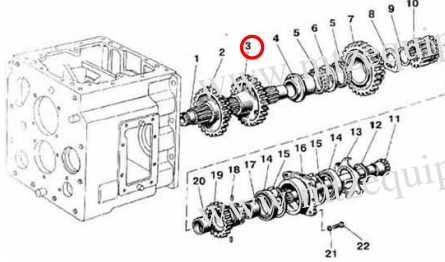

No.	Part# Short	Part# Long	Description	Weight, Kg	Price	Part number on the diagram	Diagram	Part Image
1144	501602032	50-1602032	Spring small (805/825, 100/102, 570/572) INF	0.110	17.52	#12		
1145	501605152	50-1605152	Pedal return spring (1221-4216 PTO)	0.110	8.96	#27		
1146	501701026	50-1701026	Gasket of gear boxhousing (302170130)	0.010	10.49	#2		

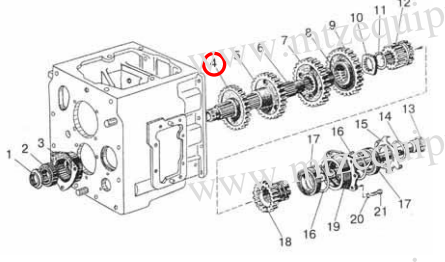

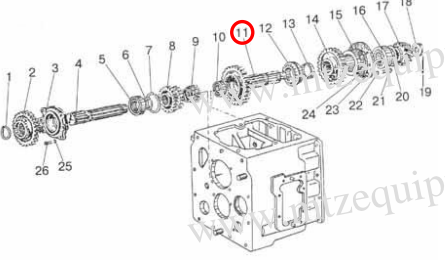

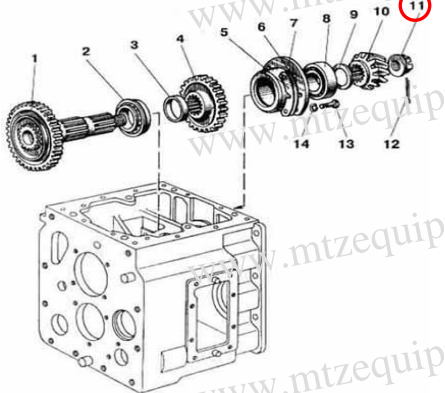

No.	Part# Short	Part# Long	Description	Weight, Kg	Price	Part number on the diagram	Diagram	Part Image
1147	501701045	50-1701045	Gear wheel of 3 <sup>RD</sup> gear, Z=21	2.050	132.57	#9		
1148	501701048A	50-1701048-A	4 <sup>th</sup> and 5 <sup>th</sup> speed gear z=24/27	2.900	172.35	#8		
1149	501701082	50-1701082	Old style revs idler			#1		
1150	501701181	50-1701181	Shaft nut	0.110	18.13	#1		

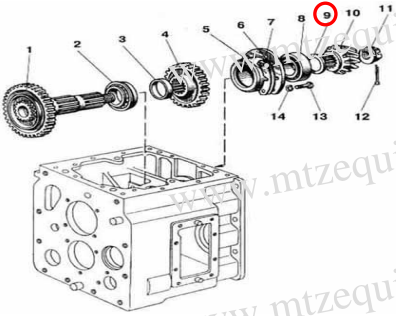

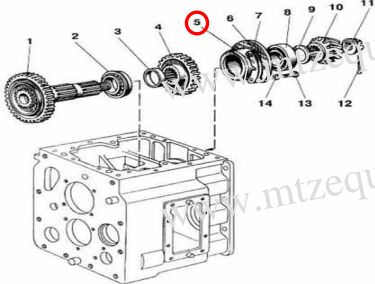

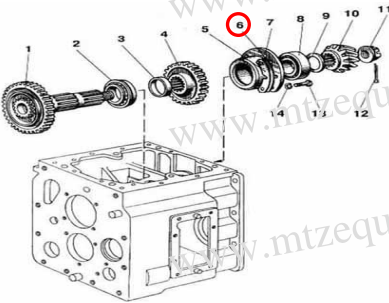

No.	Part# Short	Part# Long	Description	Weight, Kg	Price	Part number on the diagram	Diagram	Part Image
1151	501701183	50-1701183	Washer small SQ/ Trust washer (H=6mm)	0.100	9.57	#8		
1152	501701185	50-1701185	Inner Shaft (302171140)	3.550	189.03	#13		
1153	501701187	50-1701187	Ring (d=55, D=62, h=2.5)	0.010	2.07	#11		



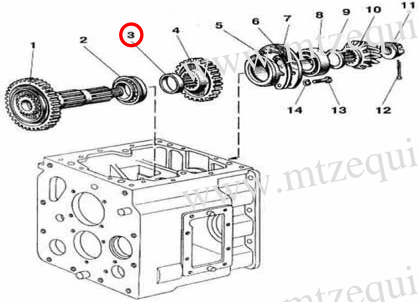

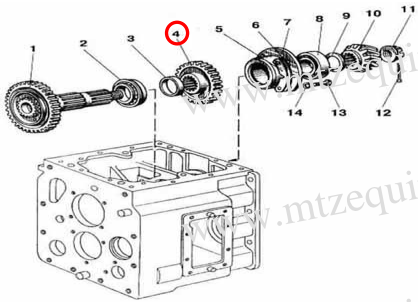

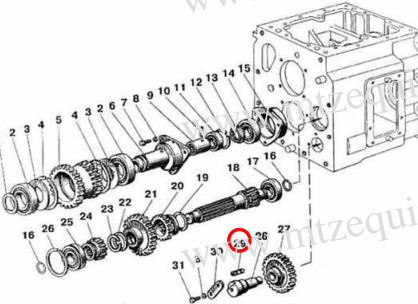
No.	Part# Short	Part# Long	Description	Weight, Kg	Price	Part number on the diagram	Diagram	Part Image
1154	501701188	50-1701188	Bushing	0.430		#9		
1155	501701196	50-1701196	Gear of reducing gear, 1 <sup>st</sup> step, z=20	1.400	126.45	#10		
1156	501701198A	50-1701198-A	2-nd stage gear of reducing gear z=28	3.100	209.39	#19		

No.	Part# Short	Part# Long	Description	Weight, Kg	Price	Part number on the diagram	Diagram	Part Image
1157	501701212A	50-1701212-A	1-st speed and reverse gear, z=17/16spl	0.830	129.51	#15		
1158	501701214	50-1701214	Transmission 3 <sup>rd</sup> speed gear, z=43 / 12spl	3.350	191.02	#7		
1159	501701216	50-1701216	Gear wheel of 4 <sup>th</sup> gear, z=40	3.050	142.98	#3		

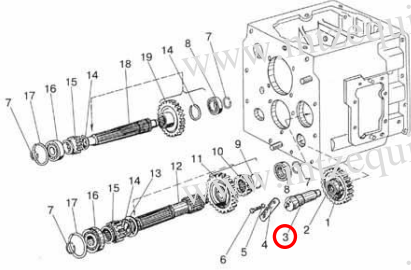

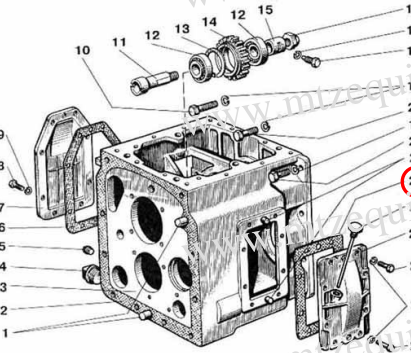

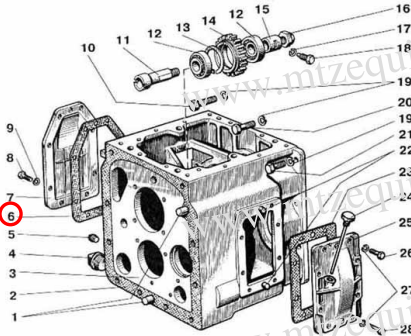

No.	Part# Short	Part# Long	Description	Weight, Kg	Price	Part number on the diagram	Diagram	Part Image
1160	501701218	50-1701218	Gear wheel of 5 <sup>th</sup> gear and reverse, z=38/19	2.950	166.55	#4		
1161	501701252	50-1701252	Main shaft, z=45	7.050	285.27	#11		
1162	501701253	50-1701253	Nut (A04.03.018)	0.190	17.82	#11		

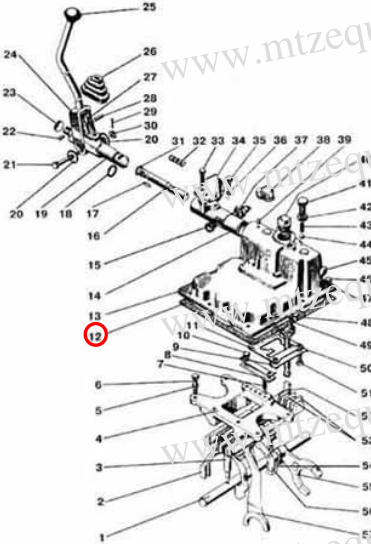

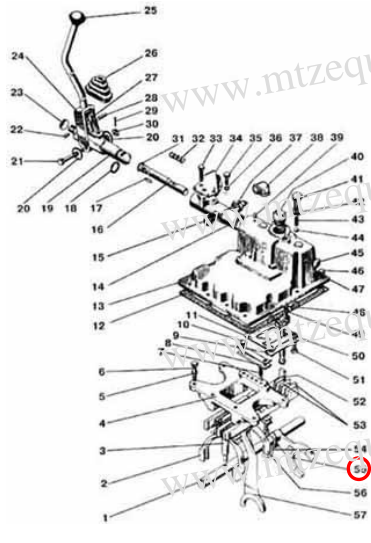

No.	Part# Short	Part# Long	Description	Weight, Kg	Price	Part number on the diagram	Diagram	Part Image
1163	501701254A	50-1701254-A	Washer (d=51mm; D=74mm; S=3.8mm)	0.070	4.51	#9		
1164	501701258	50-1701258	Gasket, B=0.2mm	0.010	1.91	#5		
1165	501701259	50-1701259	Gasket, B=0.5mm	0.010	2.52	#6		

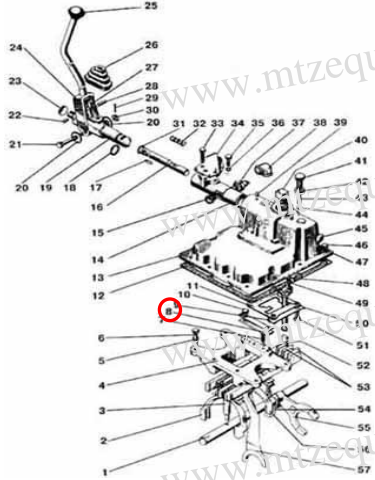

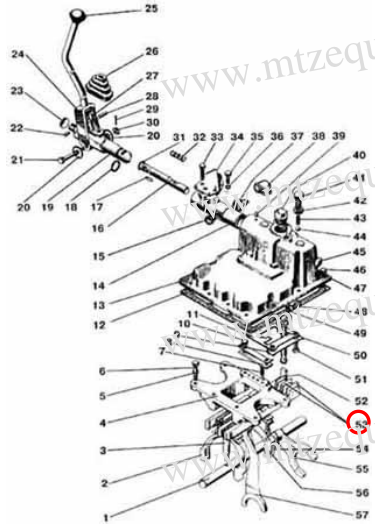



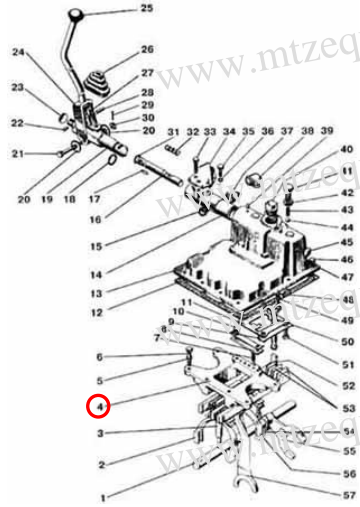

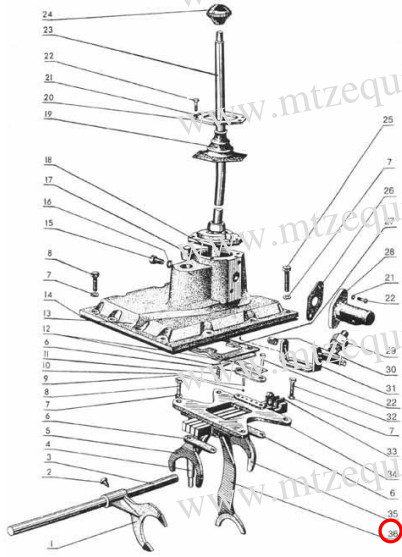

No.	Part# Short	Part# Long	Description	Weight, Kg	Price	Part number on the diagram	Diagram	Part Image
1166	501701312	50-1701312	Ring (D=70mm; d=60mm; h=16.5mm)	0.130	12.93	#3		
1167	501701314	50-1701314	Gear wheel, z=37	2.750	134.57	#4		
1168	501701434	50-1701434	Old style axle	0.900		#28		

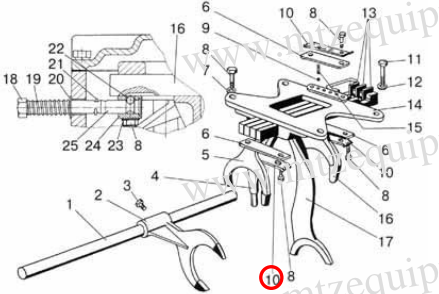

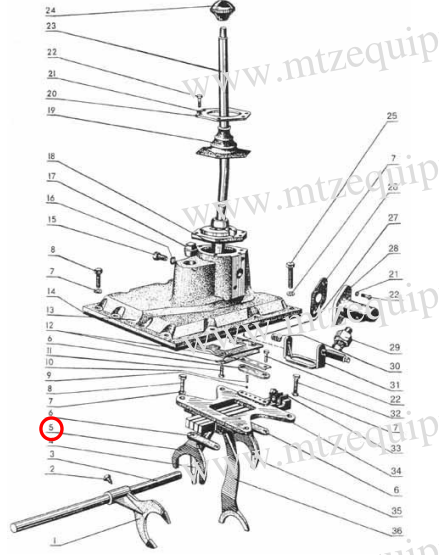



No.	Part# Short	Part# Long	Description	Weight, Kg	Price	Part number on the diagram	Diagram	Part Image
1169	501701434A	50-1701434-A	Axle	0.900	71.69	#3		
1170	501701456A	50-1701456-A	Cover gasket	0.030	5.58	#23		
1171	501701459	50-1701459	Gasket of cover (302172680)	0.040	6.05	#6		

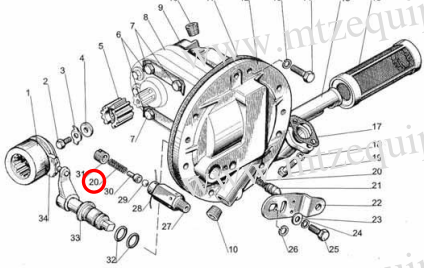

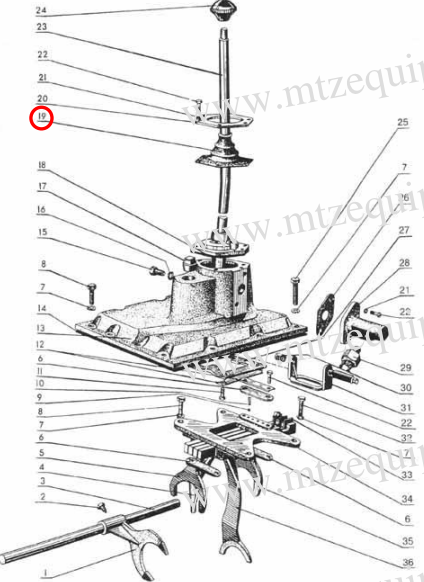

No.	Part# Short	Part# Long	Description	Weight, Kg	Price	Part number on the diagram	Diagram	Part Image
1172	501702026	50-1702026	Gasket of cover of gear shift mechanism (302172920)	0.020	7.57	#12		
1173	501702028	50-1702028	Fork 302172970	0.430	44.15	#55		

No.	Part# Short	Part# Long	Description	Weight, Kg	Price	Part number on the diagram	Diagram	Part Image
1174	501702048	50-1702048	Adjusting gasket	-	2.84			
1175	501702081	50-1702081	Strap (H=5mm; d=11mm)	0.090	4.51	#8		
1176	501702083	50-1702083	Plate	0.180	5.28	#53		

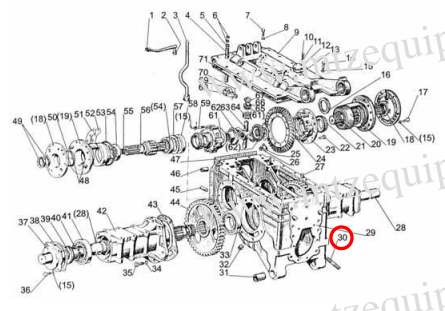

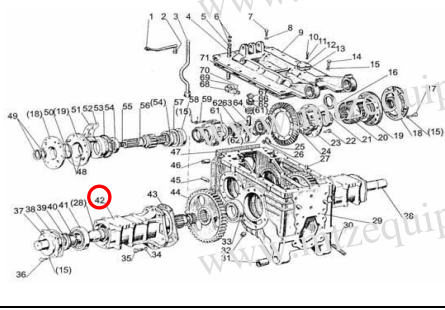

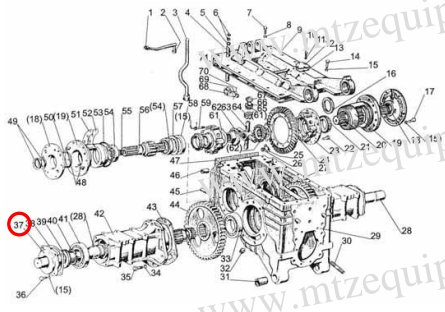

No.	Part# Short	Part# Long	Description	Weight, Kg	Price	Part number on the diagram	Diagram	Part Image
1177	501702085	50-1702085	Fork housing	2.850	59.60	#4		
1178	501702086	50-1702086	Use 74-1702086		-			
1179	501702096	50-1702096	Shift fork III gear	0.970	65.25	#35		

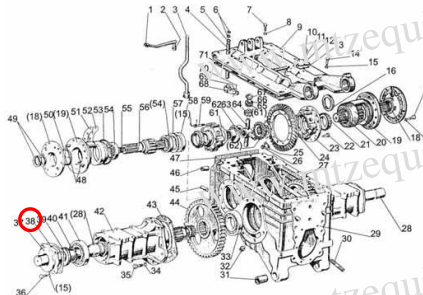

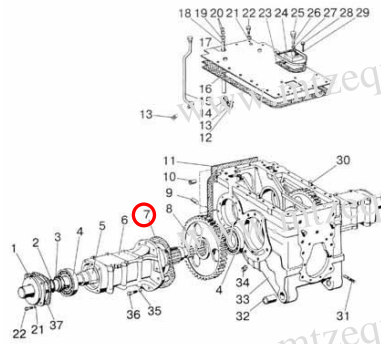

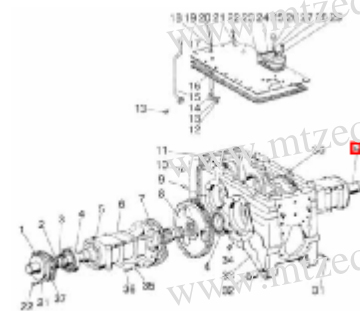

No.	Part# Short	Part# Long	Description	Weight, Kg	Price	Part number on the diagram	Diagram	Part Image
1180	501702107A	50-1702107-A	Lock strap/ Check plate (S=1mm)	0.010	1.46	#10		
1181	501702116	50-1702116	Shift fork IV, V gears	0.970	68.31	#5		
1182	501702121	50-1702121	Gasket of gearbox control mechanism hood MTZ82	0.004	2.84			



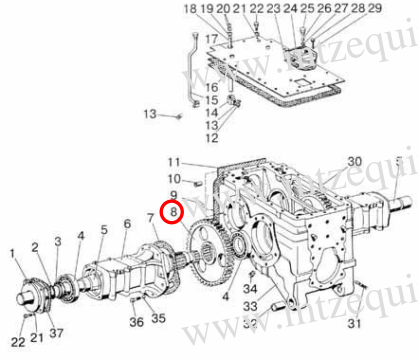

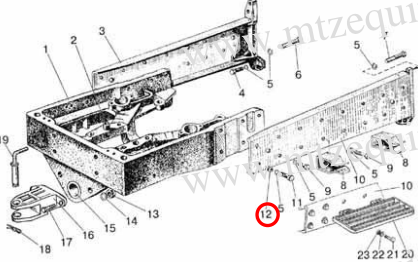

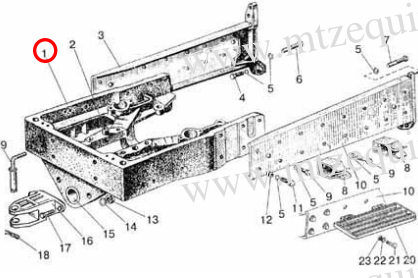

No.	Part# Short	Part# Long	Description	Weight, Kg	Price	Part number on the diagram	Diagram	Part Image
1183	501702148A	50-1702148-A	Spring (L=28mm; D=9mm; d=6mm)	-	1.31	#20		
1184	501702236	50-1702236	Hood of old style shift lever	0.060	7.43	#19		
1185	501721025	50-1721025	Gear	2.000	181.53			

No.	Part# Short	Part# Long	Description	Weight, Kg	Price	Part number on the diagram	Diagram	Part Image
1186	502401016B	50-2401016-B	Gasket of rear axle housing MTZ 820/920/952	0.020	4.05	#11		
1187	502401025A	50-2401025-A	Gasket of cover of rear axle housing (502401025A01)	0.050	8.64	#16		
1188	502401027A	50-2401027-A	Gasket of breather cover	0.010	3.60	#23		

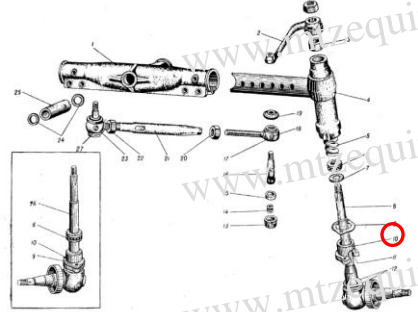

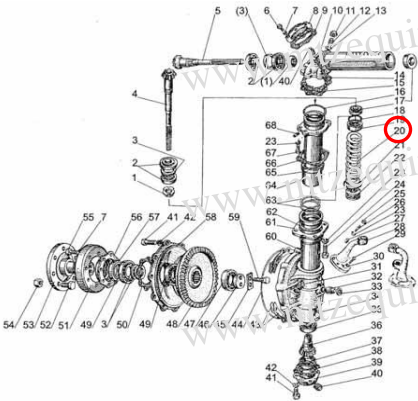

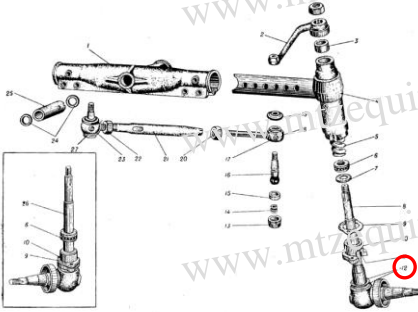

No.	Part# Short	Part# Long	Description	Weight, Kg	Price	Part number on the diagram	Diagram	Part Image
1189	502401028	50-2401028	Studs	0.130	8.96	#30		
1190	502407018A01	50-2407018-A-01	Housing / Halfaxle sleeve, MTZ-9XX	40.000	451.13	#42		
1191	502407028	50-2407028	Cover (302241100)	1.640	49.95	#37		

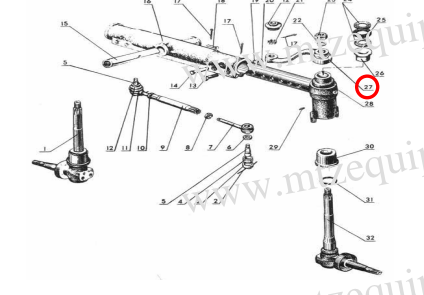

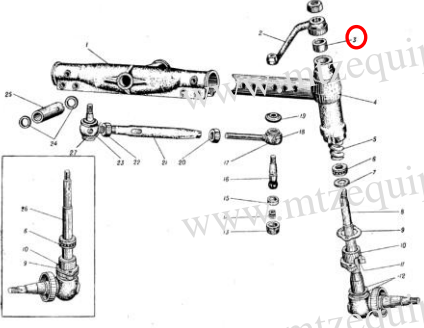

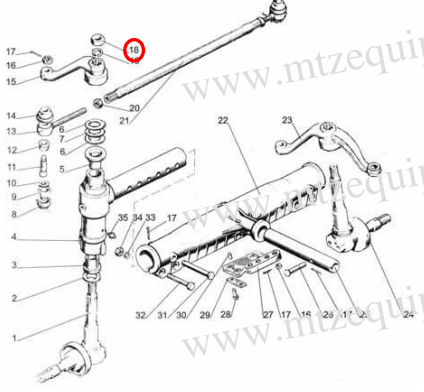

No.	Part# Short	Part# Long	Description	Weight, Kg	Price	Part number on the diagram	Diagram	Part Image
1192	502407029	50-2407029	Gasket of cover of axle shaft housing (302241130)	0.010	3.29	#38		
1193	502407031B	50-2407031-B	Gasket of axle shaft housing	0.020	3.60	#7		
1194	502407042	502407042	Use 50KH-2407042	-	-			
1195	502407082A	50-2407082A	Rear Axle shaft old style (with spline)	35.500		#5		

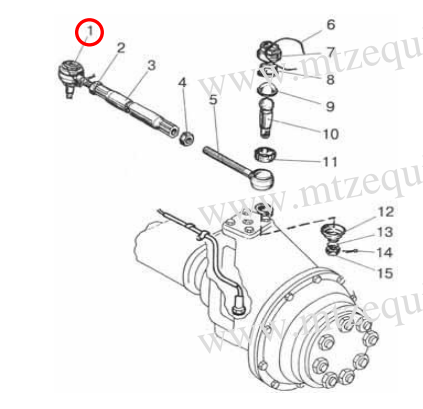

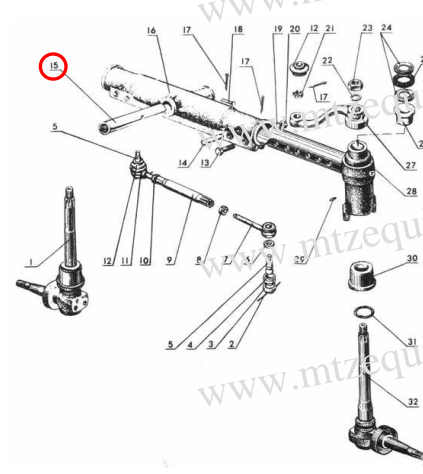



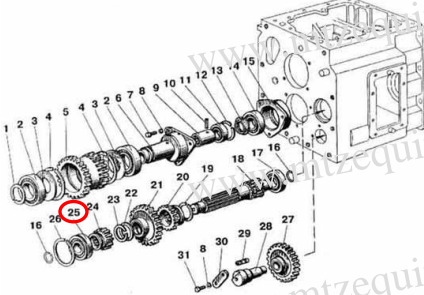





No.	Part# Short	Part# Long	Description	Weight, Kg	Price	Part number on the diagram	Diagram	Part Image
1196	502407122	50-2407122	Gear wheel z=69 m=6.5 (50-2407122-02)	26.100	542.61	#8		
1197	502800011	50-2800011	BUSH (302280010)	0.030	5.90	#12		
1198	502801052B1	50-2801052B1	Use 80-2801050		-			
1199	502801124A2	50-2801124-A2	Front beam / Front bar	39.000	588.51	#1		





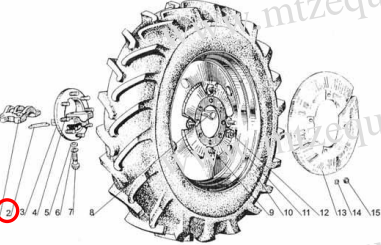



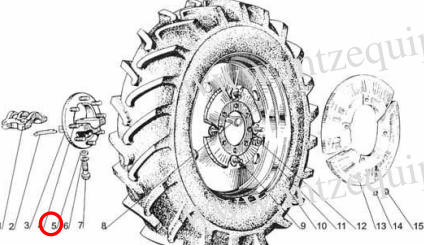

No.	Part# Short	Part# Long	Description	Weight, Kg	Price	Part number on the diagram	Diagram	Part Image
1200	503001021	50-3001021	Bushing Substitutes / Bush Dn of axle MTZ-50 (70-3001021)	1.400	43.83	#10		
1201	503001022A1	50-3001022-A1	Suspension Spring	2.170	83.61	#20		
1202	503001024	50-3001024	Disk Spring/Stopper washer of steering knuckle MTZ-50	0.030	16.76	#12		

No.	Part# Short	Part# Long	Description	Weight, Kg	Price	Part number on the diagram	Diagram	Part Image
1203	503001040A1	50-3001040-A1	Steering lever	2.300	66.78	#27		
1204	50300105201	50-3001052-01	Bush Up of axle MTZ-50 (d=38mm; D=50mm; H=45mm)	0.250	28.23	#3		
1205	503001087	50-3001087	Nut	0.145	5.78	#18		

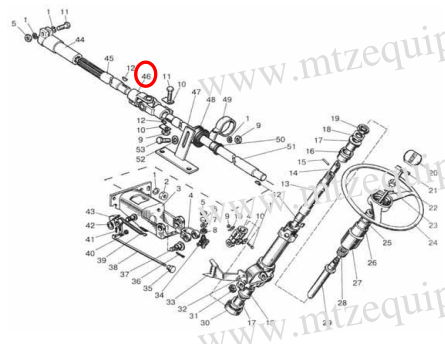

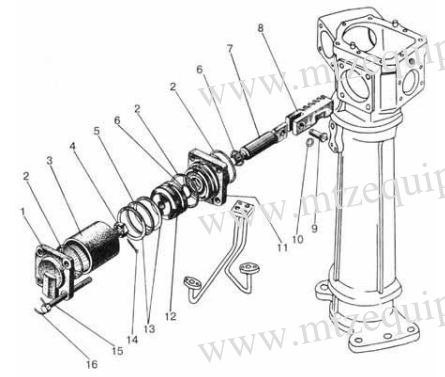

No.	Part# Short	Part# Long	Description	Weight, Kg	Price	Part number on the diagram	Diagram	Part Image
1206	503003018B	50-3003018-B	Use A35.32.006 Plug (M45x1.5; S=32)	0.130	17.52	#1		
1207	503003019A	50-3003019-A	Use A35.32.005-B		3.14			
1208	503003021	50-3003021	Use A35.32.002-A					
1209	503003026A	50-3003026-A	Tie rod end tube L=330mm, M22x1.5 (A35.32.010-07)	1.310	34.65	#15		
1210	503003040	503003040	Use 50-3003026-A		-			

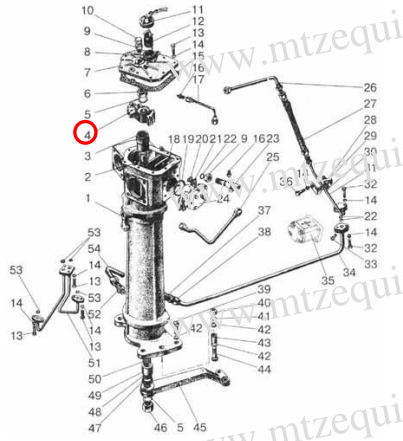

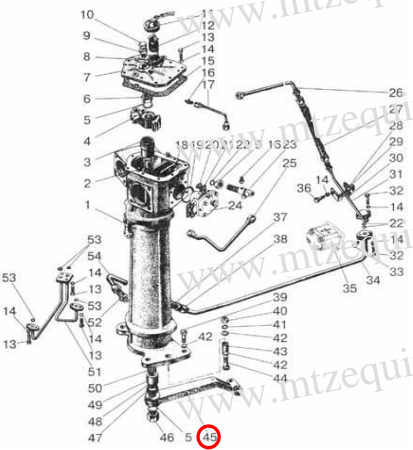

No.	Part# Short	Part# Long	Description	Weight, Kg	Price	Part number on the diagram	Diagram	Part Image
1211	50308A	50308A	Bearing (50308A GOST 8338-75) (6308N)	0.630	28.99	#25		
1212	503104010A1	50-3104010-A1	Rear wheel hub assembly {1-3,10,12-14}	20.800	242.73	#2		
1213	503104014A1	50-3104014-A1	Rear wheel hub {1,2} Clamp assy-new st	19.470	227.43	#2		

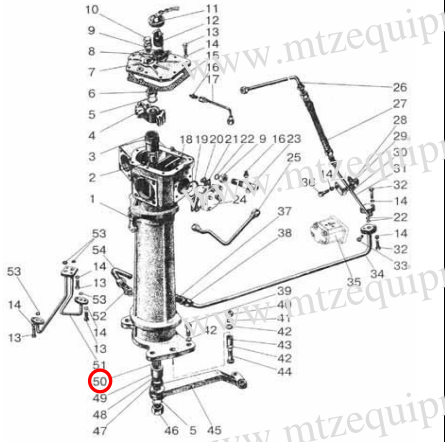

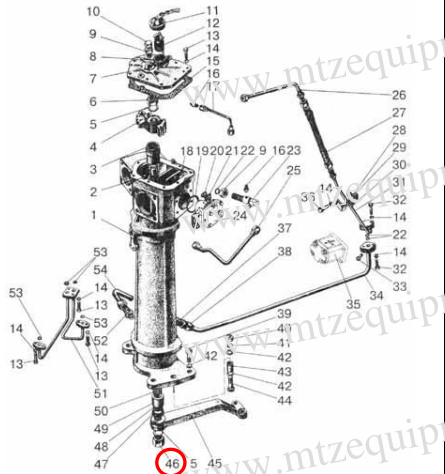



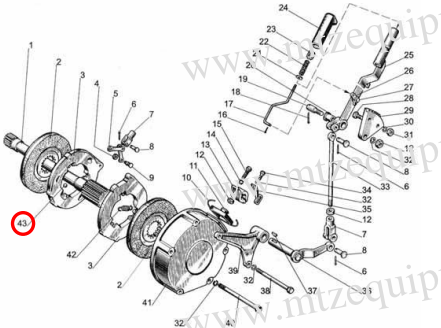

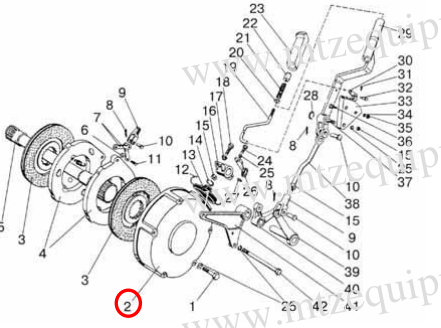

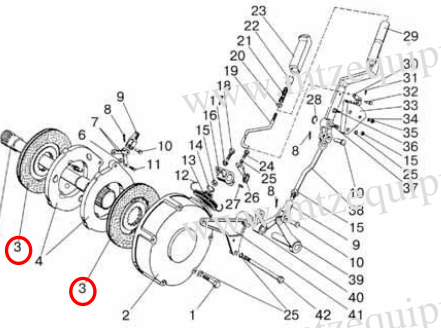

No.	Part# Short	Part# Long	Description	Weight, Kg	Price	Part number on the diagram	Diagram	Part Image
1214	503104015	50-3104015	Rear wheel hub	13.860	134.57	#2		
1215	503104016	50-3104016	Rear hub key (wedge)	0.420	20.88	#2		
1216	503104028	50-3104028	Rear hub bolt	0.470	9.57	#12		
1217	503104029	50-3104029	Ball washer	0.030	4.37	#5		

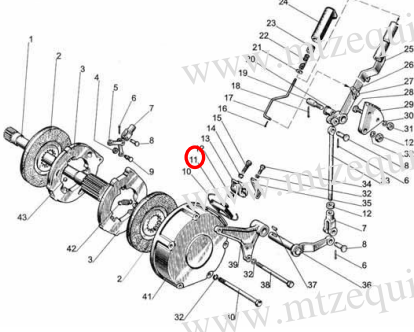

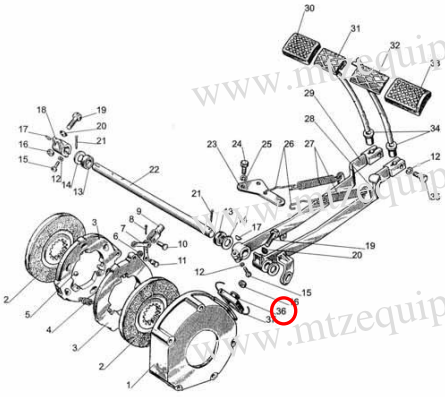



No.	Part# Short	Part# Long	Description	Weight, Kg	Price	Part number on the diagram	Diagram	Part Image
1218	503401060	50-3401060	Cardan shaft assembly	0.625	175.41	#46		
1219	503405010	50-3405010	Cylinder	7.580	326.88	#0		
1220	503405015	50-3405015	Use RSK-3400015		-			
1221	503405020A	50-3405020-A	Rack/Cover	3.110	86.37			

No.	Part# Short	Part# Long	Description	Weight, Kg	Price	Part number on the diagram	Diagram	Part Image
1222	503405024	50-3405024	Segment/Sector	1.250	90.05	#4		
1223	503405036	50-3405036	Part of Repair Service Kit RSK-3400015		-			
1224	503405037	50-3405037	Part of Repair Service Kit RSK-3400015		-			
1225	503405042A	50-3405042-A	Steering arm for 500 / Pitman arm MTZ-80	3.900	120.80	#45		

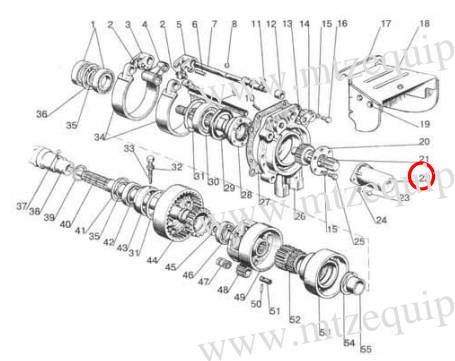

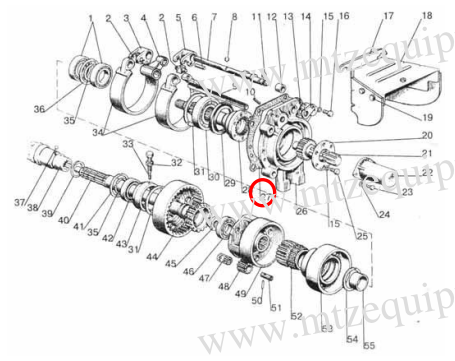

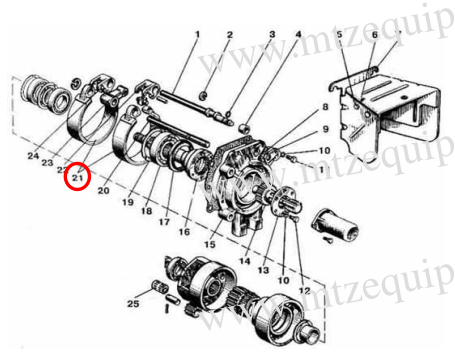

No.	Part# Short	Part# Long	Description	Weight, Kg	Price	Part number on the diagram	Diagram	Part Image
1226	503405047	50-3405047	Shaft (302342700)	7.450	132.27	#50		
1227	503405053	50-3405053	Nut (S-41 M28x1.5)	0.140	19.13	#46		
1228	503405215A01	50-3405215-A-01	Break band assy with lining	0.930	-			
1229	503405215A01 Sub	50-3405215-A- 01_Sub	Use 70-4202100		-			

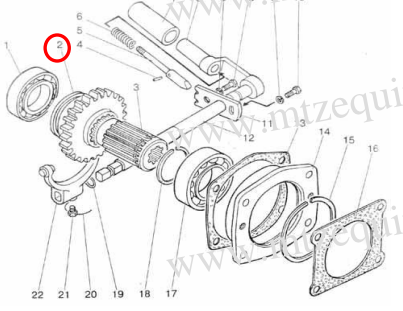

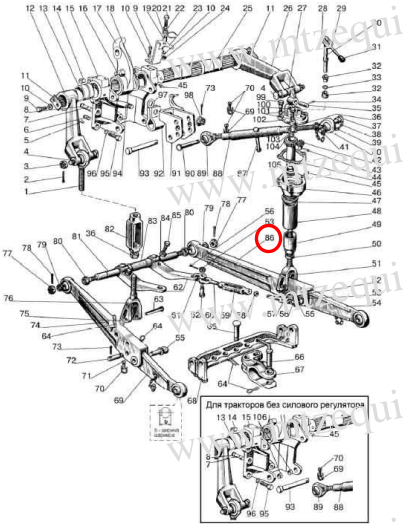

No.	Part# Short	Part# Long	Description	Weight, Kg	Price	Part number on the diagram	Diagram	Part Image
1230	503502030A	50-3502030-A	Pressure disks assembly, 180mm/7 inch (brake actuator)	4.300	74.43	#43		
1231	503502035A2	50-3502035-A2	Brake guard / Case of parking brakes 180mm/7 inch	6.410	83.61	#2		
1232	503502040A	50-3502040-A	Brake disk, "Red", 180mm/7 inch (70-3502040), bonded type	0.575	30.38	#3		
1233	503502040A duplicat	50-3502040-A_ Duplicat	Use 70-3502040-01		-			

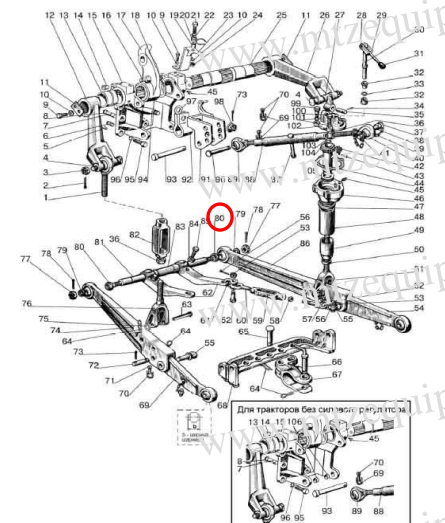

No.	Part# Short	Part# Long	Description	Weight, Kg	Price	Part number on the diagram	Diagram	Part Image
1234	503502068	50-3502068	Brake spring 3C/ 3 coil spring (\$5693)	0.010	1.91	#11		
1235	503502202	50-3502202	Hoods / Brake boot / Gaiter	0.030	2.99	#36		

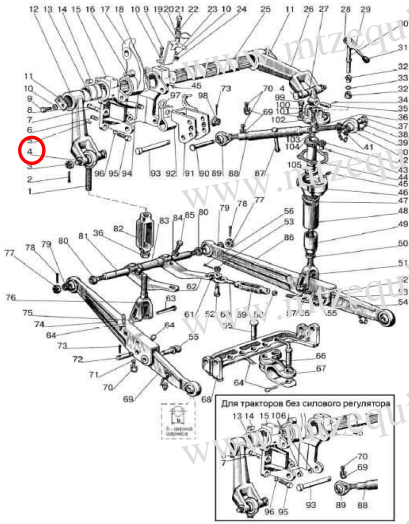

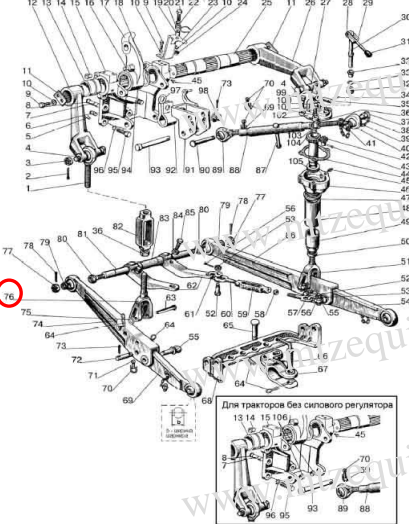



No.	Part# Short	Part# Long	Description	Weight, Kg	Price	Part number on the diagram	Diagram	Part Image
1236	503502203	50-3502203	Fork (M12)	0.100	10.64	#6		
1237	503503064	50-3503064	Bushing, MTZ 82	0.043	7.11			
1238	504202026	50-4202026	Satellite gear shaft D-50, MTZ-50/52, L=43mm; D=17	0.073	22.41	#17		
1239	504202064	50-4202064	For MTZ-50, Discontinued	-	-			

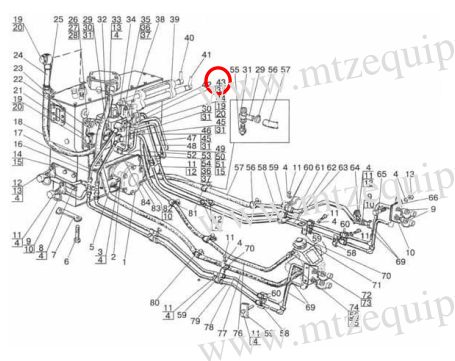

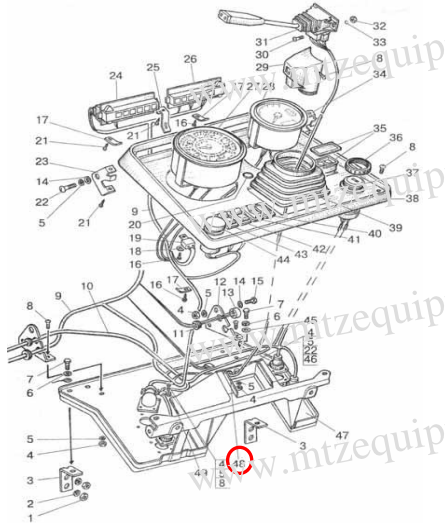

No.	Part# Short	Part# Long	Description	Weight, Kg	Price	Part number on the diagram	Diagram	Part Image
1240	504202065A	50-4202065-A	Cap	0.075	18.9	#22		
1241	504202092A	50-4202092-A	Gasket of PTO cover	0.040	6.66	#27		
1242	504202100A1	50-4202100-A1	Break Band assy with lining old model (50-4202100-A)	0.870	97.08	#21		

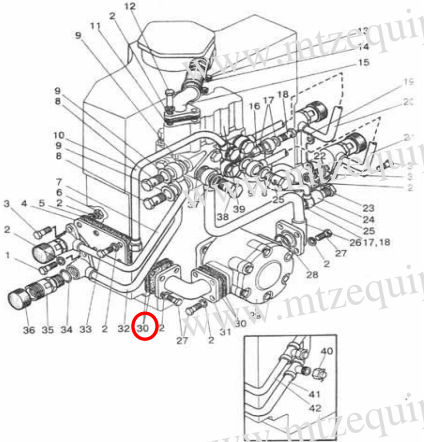

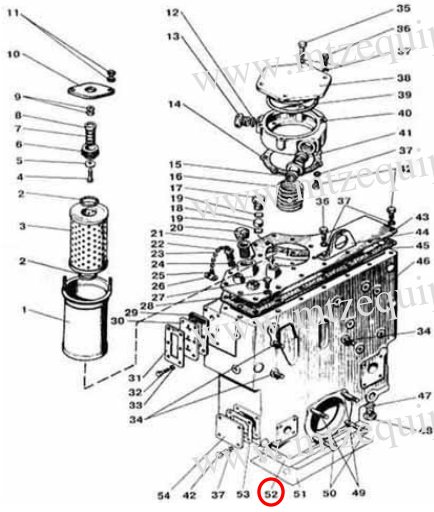

No.	Part# Short	Part# Long	Description	Weight, Kg	Price	Part number on the diagram	Diagram	Part Image
1243	504202112	50-4202112	MTZ-50 Bushing, Discontinued		-			
1244	504202100A	50-4202100A	Use 70-4202100		-			
1245	504604032A	50-4604032-A	Gear wheel, z=25	1.130	89.73	#2		
1246	504604047	50-4604047	Use 0130172514					
1247	50460501201	50-4605012-01	Drop link/3 pt extention for MTZ 82		129.21			
1248	504605030A3	50-4605030-A3	R-h rod assy	13.100	282.51	#86		

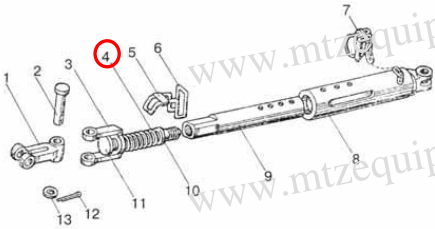

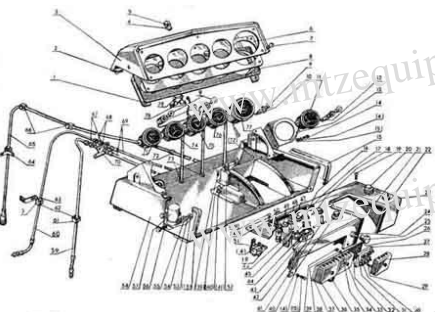

No.	Part# Short	Part# Long	Description	Weight, Kg	Price	Part number on the diagram	Diagram	Part Image
1249	504605040A2	50-4605040-A2	Short R/H extention	4.793	99.23			
1250	504605040A2 inkit	50-4605040-A2_in_kit	Part of 50-4605030-A3		-			
1251	504605040A2 Subst	50-4605040-A2_Subst	Use 80-4605040		-			
1252	504605049B	50-4605049B	Pin	0.200	21.96			
1253	504605049B inkit	50-4605049B_in_kit	Part of 50-4605030-A3		-			
1254	504605068B1	50-4605068-B1	Bushing, Washer (hemispherical bush)	0.068		#80		

No.	Part# Short	Part# Long	Description	Weight, Kg	Price	Part number on the diagram	Diagram	Part Image
1255	504605076	50-4605076	Pin P.U.H. rod	0.380	10.17	#4		
1256	504605100B	50-4605100-B	Drop link fork	2.420	72.90	#76		

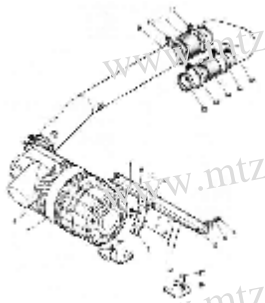


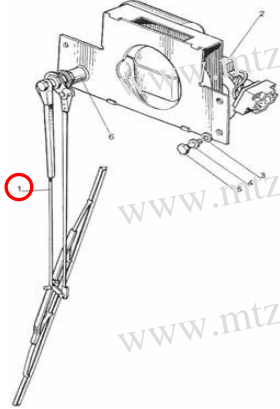

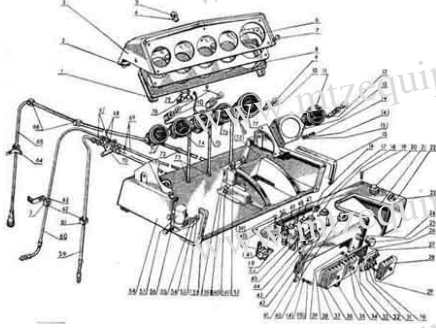

No.	Part# Short	Part# Long	Description	Weight, Kg	Price	Part number on the diagram	Diagram	Part Image
1257	504607031	50-4607031	Banjo bolt	0.145		#43		
1258	504607064	50-4607064	Rubber bushing	0.020	3.29	#48		
1259	504607096	50-4607096	Elbow for exhaust pipe		36.18			

No.	Part# Short	Part# Long	Description	Weight, Kg	Price	Part number on the diagram	Diagram	Part Image
1260	504607097	50-4607097	Gasket of pipe connector NSH32	0.070	2.07	#30		
1261	504608049	50-4608049	Gasket bottom hyd tank / Gasket of hydraulic housing tank	0.020	5.58	#52		

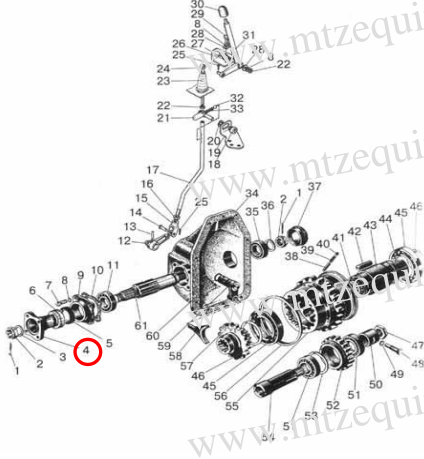

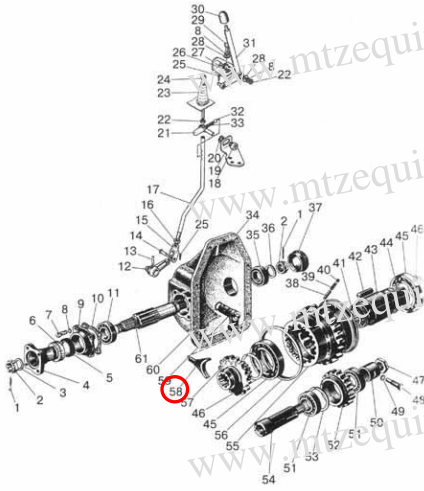

No.	Part# Short	Part# Long	Description	Weight, Kg	Price	Part number on the diagram	Diagram	Part Image
1262	50460901801	50-4609018-01	Spring (302474260)	0.090	10.49	#4		
1263	504609038	50-4609038	Use 006-010-25-1-4					
1264	507171	507171	Collar/Clamp norma torro 12-22/971	0.020	1.46			
1265	507172	507172	Collar/ Clamp norma torro 16- 27/971	0.020	1.46			
1266	508401070	508401070	Use 80-8401070		-			
1267	50K13	50K13	Use 573940		-			
1268	50KH2407042	50KH-2407042	Cup, 702407060	10.650	359.01			
1269	510637000000	510637000000	Use 5206.3709		-			
1270	51163709	5116,3709	Switch 2 position (4602.3710; 5102.3709)	0.030	7.11	#0		

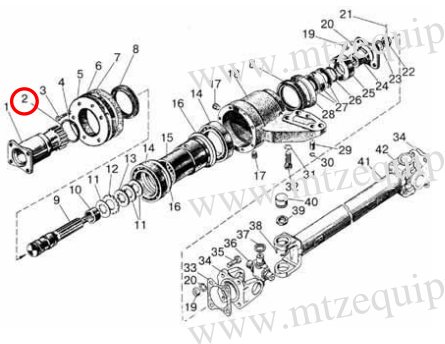

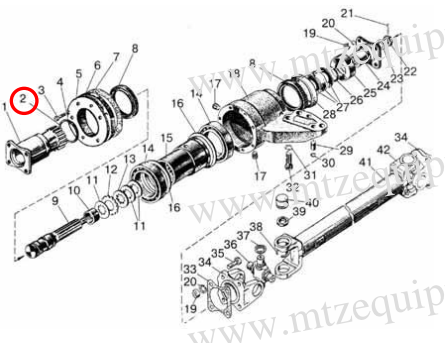

To order: Call 1-855-2GO-4MTZ x222 (1-855-246-4689 x222) Fax: 1-647-933-9066 Email: spares@mtzequipment.com

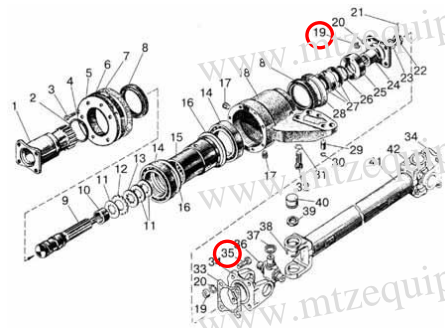

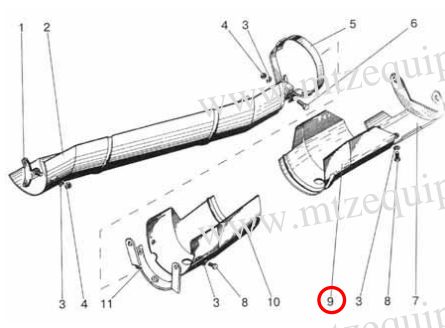

No.	Part# Short	Part# Long	Description	Weight, Kg	Price	Part number on the diagram	Diagram	Part Image
1271	513558	513558	Inlet air inter cooler	18.000				
1272	513578	513578	Use 1321-1301015		-			
1273	513874	513874	Wire tros 80V-1108300-A-05 TU RB 50	0.300	65.10			
1274	513924	513924	Use 70U.13.01.010		-			
1275	515511	515511	Electronic Pedal PE-35-01, Use 515511		-			
1276	516216	516216	Use FPG09-0219		-			
1277	516616	516616	Donaldson air filter P780522		74.78	#8		
1278	517421	517421	Clip		2.03			
1279	5178000	5178000	Use 08.7101.000		-			
1280	5205025015	5205.025.015	Motor-reducer 192090010 TU 213.201.016-99	2.900	251.91			

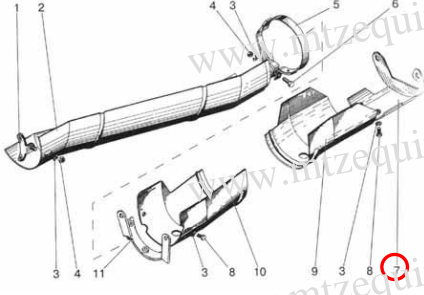

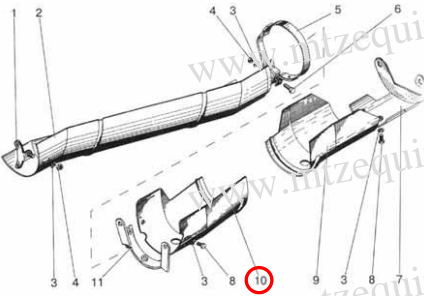

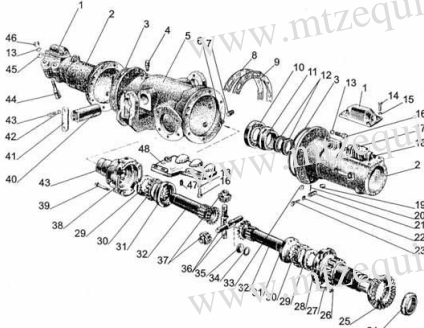

No.	Part# Short	Part# Long	Description	Weight, Kg	Price	Part number on the diagram	Diagram	Part Image
1281	52051001	5205.10.01	Wiper Motor MR-05 TU BY 300149331.038-200	2.400	218.25			
1282	52052001	5205.20.01	Moto-reducer 475.3730-10 TU 37	1.500	172.05			
1283	52052010	5205.20.10	Use 874230					
1284	52052501	5205.25.01	Lever with brush UGFL.5205015 GOST 18699-73	1.230	89.43	#1		
1285	5205265010	5205.265.010	Wiper Lever 009.48.00	0.250	32.82			
1286	52056501	5205.65.01	Wiper lever 450.04.00	0.120	22.88			
1287	52063709	5206,3709	Switch 3 position (5102.3709)	0.040	25.17	#0		

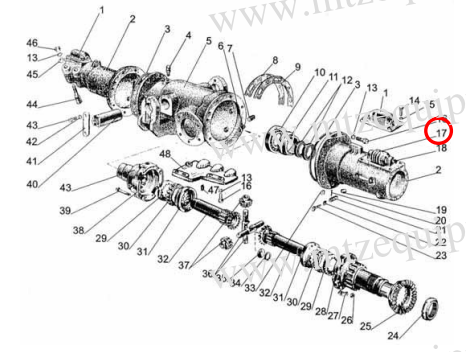

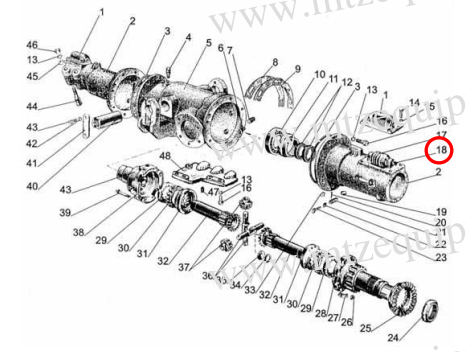

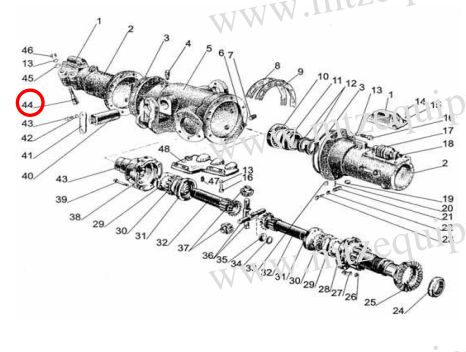



No.	Part# Short	Part# Long	Description	Weight, Kg	Price	Part number on the diagram	Diagram	Part Image
1288	521802078A	52-1802078-A	Flange (52-1802070)	0.460	43.83	#4		
1289	521802079	52-1802079	Washer	0.050	3.75			
1290	521802084	52-1802084	Fork (D=12mm) (302180750)	0.130	30.38	#58		

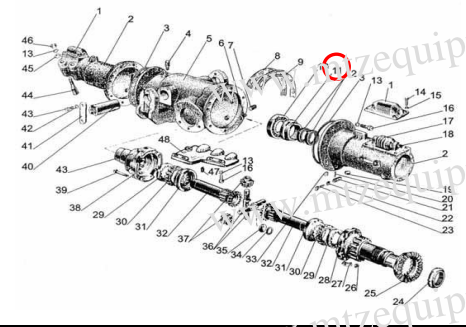

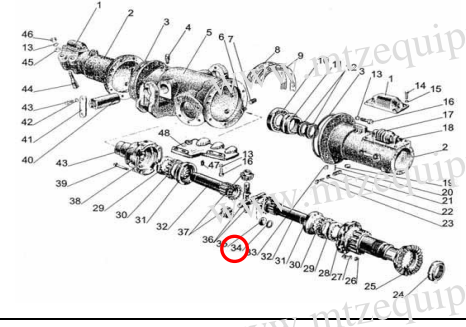
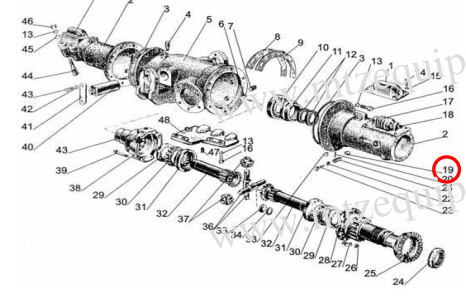
No.	Part# Short	Part# Long	Description	Weight, Kg	Price	Part number on the diagram	Diagram	Part Image
1291	522203012	52-2203012	Bolt (302221920)	0.020	3.29	#2		
1292	522203012inKit	52-2203012_in_Kit	Part of 52-2203020		-			
1293	522203013	52-2203013	Nut / Cardan haft Nut&Bolt Combo	0.010	2.84	#2		
1294	522203013inKit	52-2203013_in_Kit	Part of 52-2203020		-			

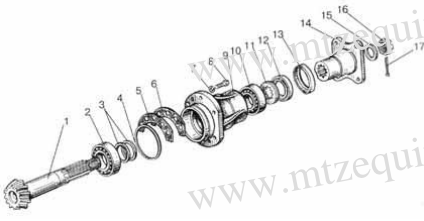

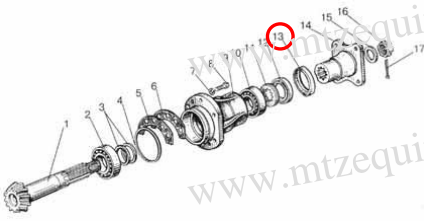

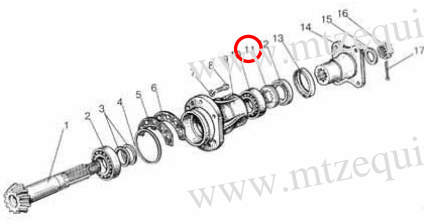

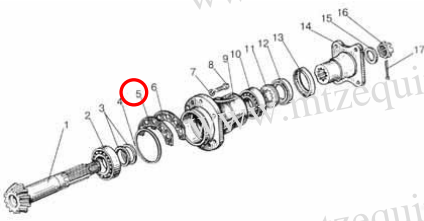

No.	Part# Short	Part# Long	Description	Weight, Kg	Price	Part number on the diagram	Diagram	Part Image
1295	522203020	52-2203020	Cardan shaft nut & bolt combo, MTZ 920	0.036	6.05	#19, 35		
1296	522203020InKit	52-2203020_In_Kit	Made of 52-203012 and 52-203013	-	-			
1297	522210012A	52-2210012-A	Front housing	0.360	35.88	#9		

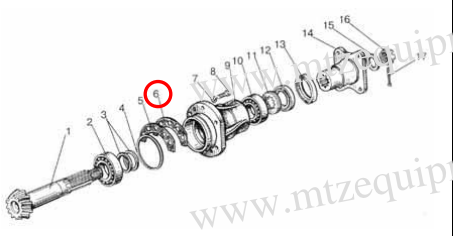

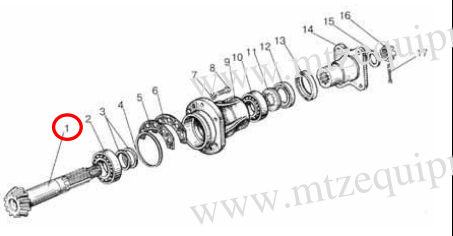

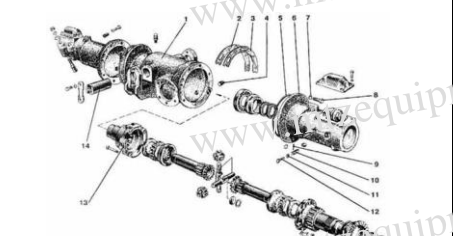

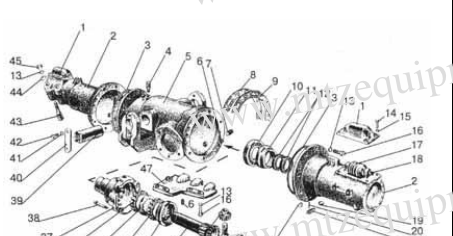

No.	Part# Short	Part# Long	Description	Weight, Kg	Price	Part number on the diagram	Diagram	Part Image
1298	522210015	52-2210015	Bracket (302221050)	0.530	25.17	#7		
1299	522210017A	52-2210017-A	Cardan shaft shield / Case	0.560	22.41	#10		
1300	522301040B1	52-2301040-B1	Yoke with seals	0.418		#0		

No.	Part# Short	Part# Long	Description	Weight, Kg	Price	Part number on the diagram	Diagram	Part Image
1301	522301051A	522301051A	Use 82-2301051		-			
1302	522301052	52-2301052	Screw	0.345		#17		
1303	522301054A	52-2301054-A	Axle	0.120		#18		
1304	522301056	52-2301056	Wedge Bolt	0.306	12.78	#44		

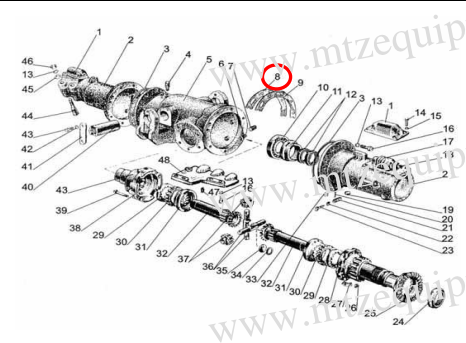

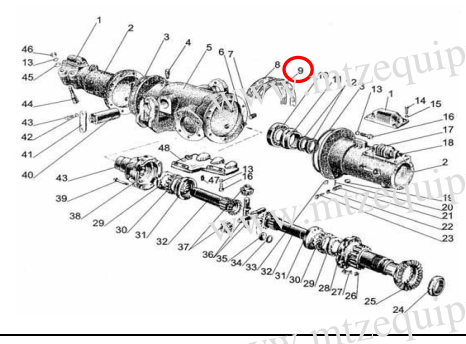

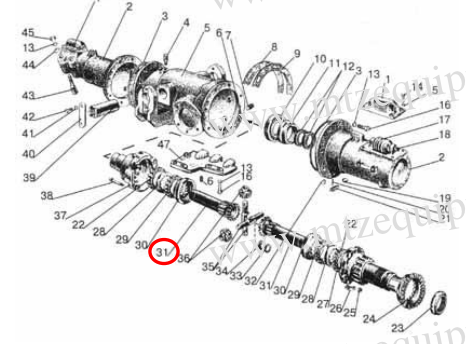



No.	Part# Short	Part# Long	Description	Weight, Kg	Price	Part number on the diagram	Diagram	Part Image
1305	522301058A	52-2301058A	Front axle pin L=107mm, older style	0.990	75.51			
1306	522301062B1	52-2301062-B1	Yoke	0.350	-	#11		
1307	522301063	52-2301063	Use 1501553614		-			
1308	522301064	52-2301064	Clutch housing/gasket		-	#34		
1309	522301067	52-2301067	Frost plug/Stopper (52-2301067), D=16mm	0.005	2.78	#19		

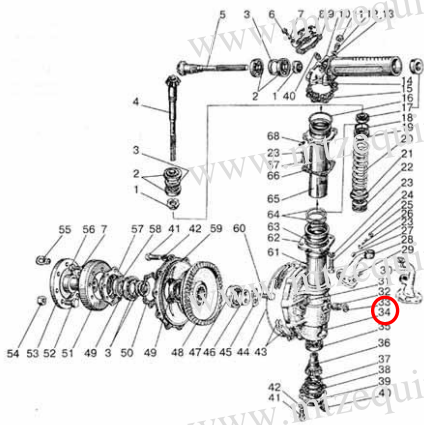

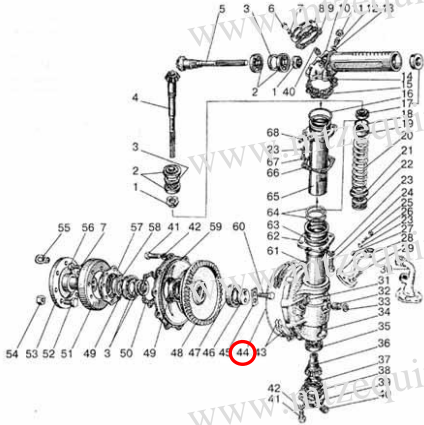

No.	Part# Short	Part# Long	Description	Weight, Kg	Price	Part number on the diagram	Diagram	Part Image
1310	522302010R	52-2302010-R	Differential drive / Driving gear 287 sembly with driven gear in set (1.17+52-2302019, z=24)	7.900	652.77	#0		
1311	522302017A	52-2302017-A	Gland Holder/housing	0.140	22.88	#13		
1312	522302018	52-2302018	Ring	0.085	12.78	#11		
1313	522302020B	52-2302020-B	Box		-			
1314	522302021	52-2302021	Shim	0.016		#5		

No.	Part# Short	Part# Long	Description	Weight, Kg	Price	Part number on the diagram	Diagram	Part Image
1315	522302022	52-2302022	Shim	0.004		#6		
1316	522302030	52-2302030	Driving gear and driven gear in set (52-2302015-A, z=11; 52-2302019, z=24)	3.180	365.13	#1		
1317	522302038A1	52-2302038A1	Nut		54.32			
1318	522302042	52-2302042	Shim					
1319	522303010B01	52-2303010-B-01	Front axle differential new style / Differential in assy	13.700	1 032.53	#0		
1320	522303018	52-2303018	Satellite gear (d=16mm)	0.170	59.13	#36		

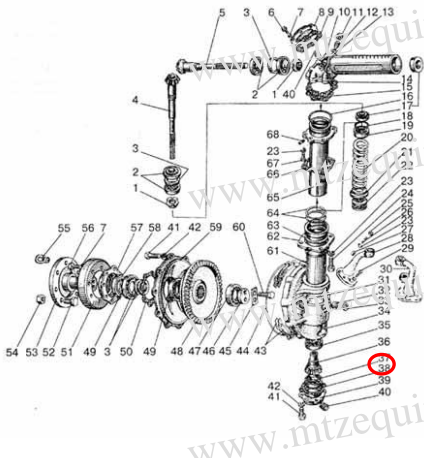

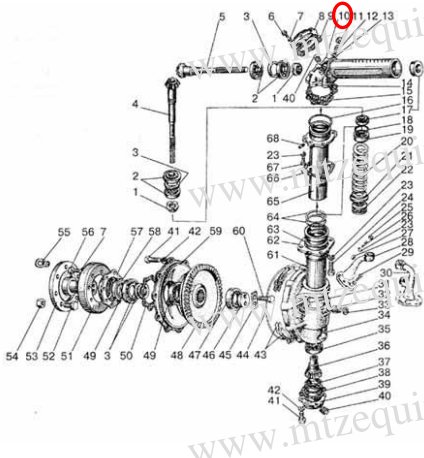

To order: Call 1-855-2GO-4MTZ x222 (1-855-246-4689 x222) Fax: 1-647-933-9066 Email: spares@mtzequipment.com

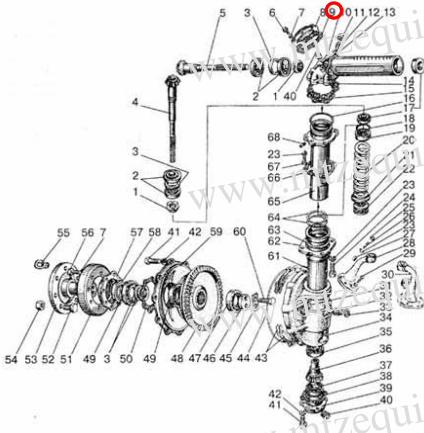

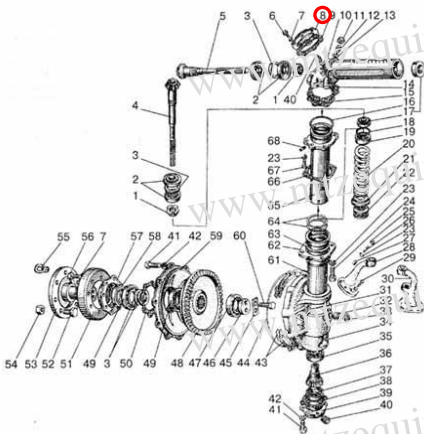

No.	Part# Short	Part# Long	Description	Weight, Kg	Price	Part number on the diagram	Diagram	Part Image
1321	522303020B	52-2303020-B	Set of differential boxes 52-2303014-B L-h + 52-23	6.950	325.35			
1322	522303027	52-2303027	Shim	0.023		#8		
1323	522303028	52-2303028	Shim	0.009		#9		
1324	522303030	52-2303030	Gear wheel (302233920)	1.720	196.83	#31		

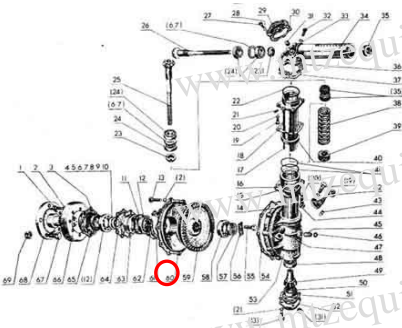

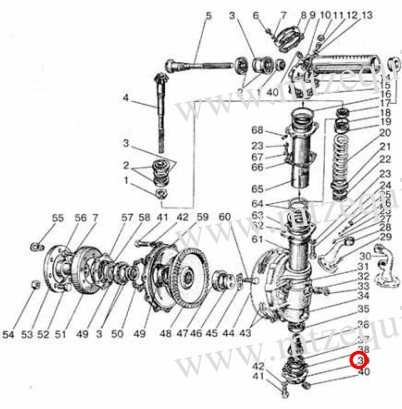

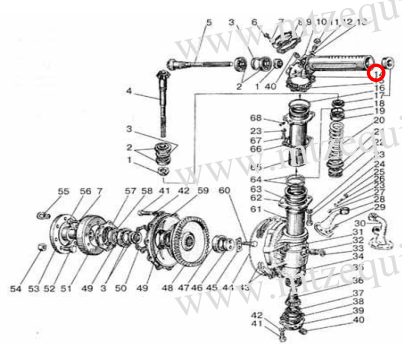



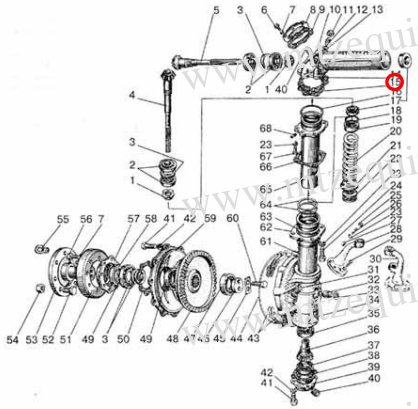

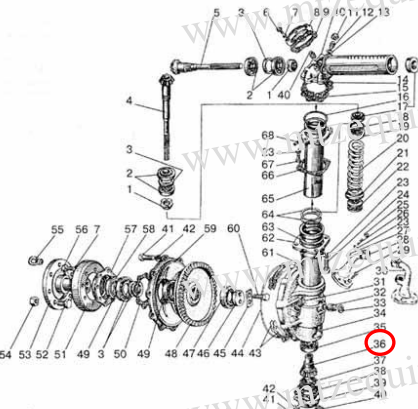

No.	Part# Short	Part# Long	Description	Weight, Kg	Price	Part number on the diagram	Diagram	Part Image
1325	522308014A2	52-2308014-A2	Housing, R-h	26.000	484.17	#34		
1326	522308015A2	52-2308015-A2	Housing, L-h	27.450	484.17	#44		

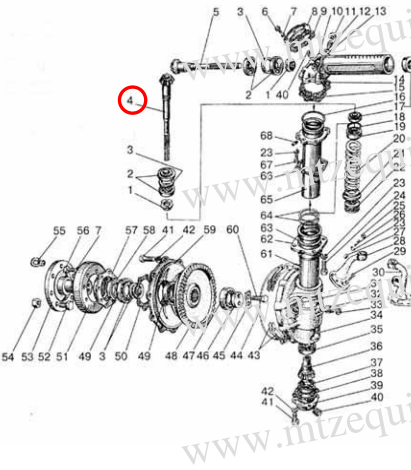

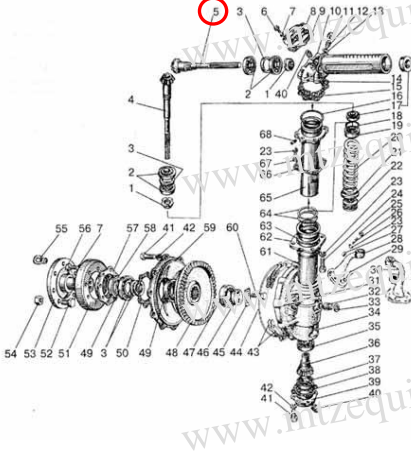



No.	Part# Short	Part# Long	Description	Weight, Kg	Price	Part number on the diagram	Diagram	Part Image
1327	522308024	52-2308024	Gasket (52230802401)	0.010	2.52	#38		
1328	522308025	52-2308025	Bevel gear housing	10.750	328.11	#10		

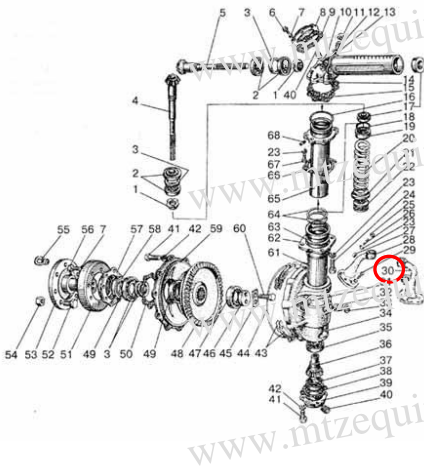

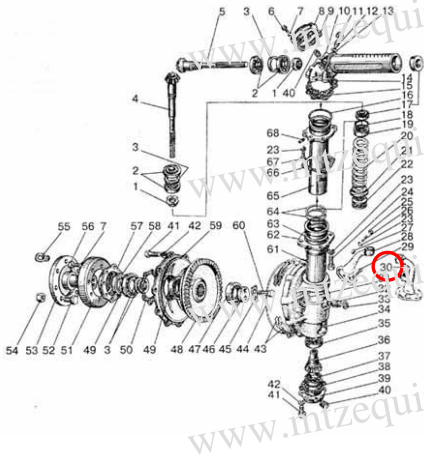

No.	Part# Short	Part# Long	Description	Weight, Kg	Price	Part number on the diagram	Diagram	Part Image
1329	522308028A1	52-2308028-A1	Gasket	0.010	3.60	#9		
1330	522308030A	52-2308030-A	Cover	0.320	43.83	#8		

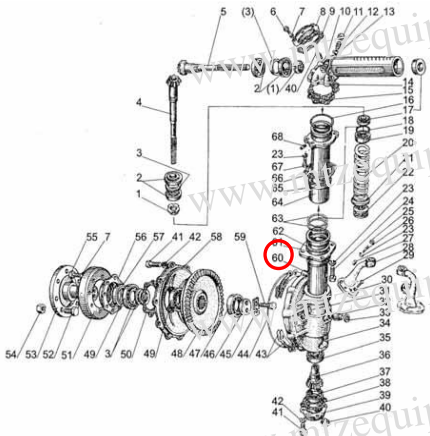

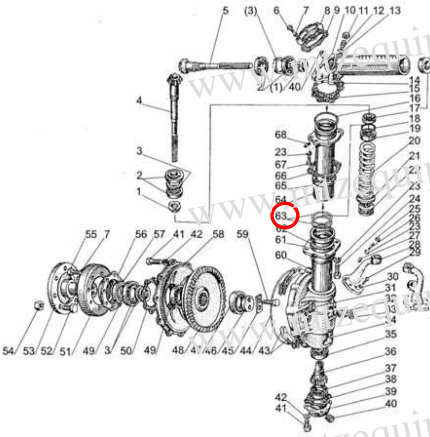

No.	Part# Short	Part# Long	Description	Weight, Kg	Price	Part number on the diagram	Diagram	Part Image
1331	522308034	52-2308034	Gasket (for old style)	0.014	15.23	#60		
1332	522308035	52-2308035	Bearing housing cap /Cover (302234550)	0.660	78.39	#39		
1333	522308038	52-2308038	Adjusting shim B=0.5mm	0.010	2.22	#14		

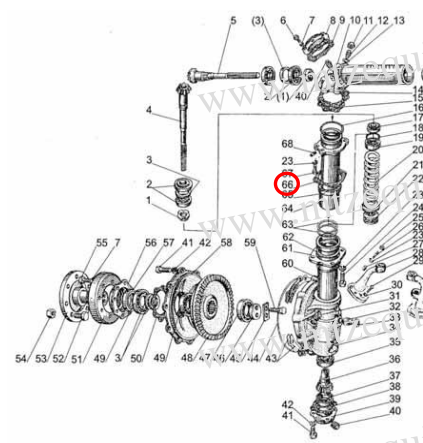

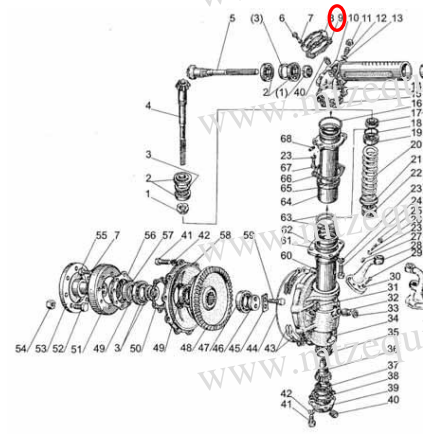

No.	Part# Short	Part# Long	Description	Weight, Kg	Price	Part number on the diagram	Diagram	Part Image
1334	522308039	52-2308039	Adjusting shim B=0.2mm	0.010	2.22	#15		
1335	522308040	52-2308040	Use 722308030a					
1336	522308060	52-2308060	Gear-061 with Bearing 208 & 209	1.750	172.05			
1337	522308061	52-2308061	Bottom pinion gear / Gear wheel z=12	1.000	128.45	#36		

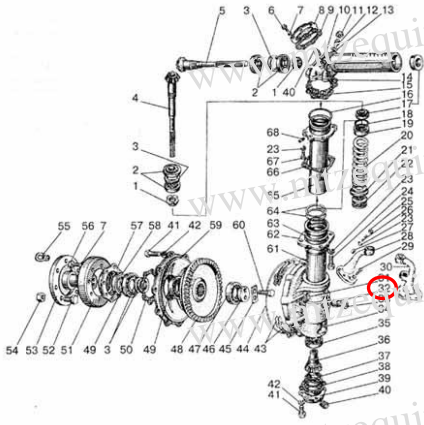

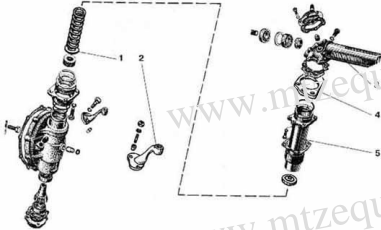

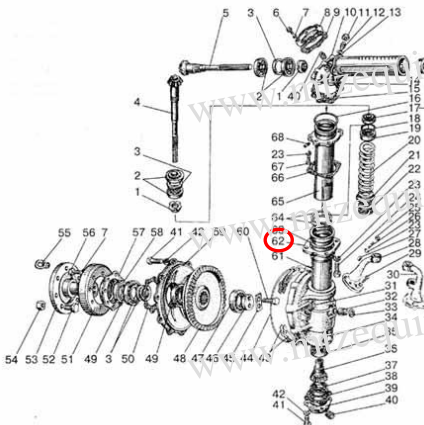

No.	Part# Short	Part# Long	Description	Weight, Kg	Price	Part number on the diagram	Diagram	Part Image
1338	522308063	52-2308063	Vertical shaft, Axle z=14	2.370	140.22	#4		
1339	522308065	52-2308065	Axle shaft, z=11	2.590	141.75	#5		



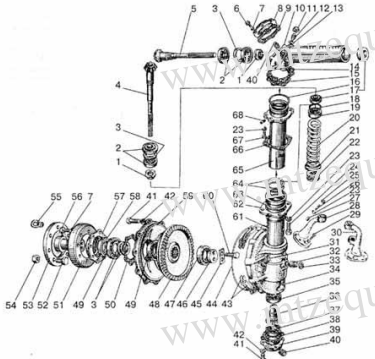

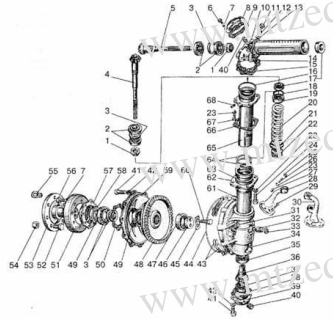

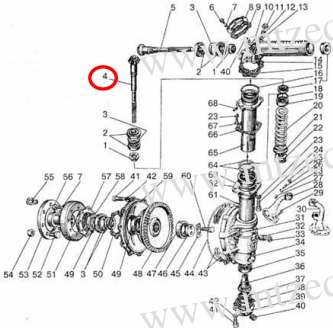

No.	Part# Short	Part# Long	Description	Weight, Kg	Price	Part number on the diagram	Diagram	Part Image
1340	52230807401	52-2308074-01	Lever R/H W/ tapered bolt holes	2.330	49.65	#30		
1341	52230807501	52-2308075-01	Lever L/H W/ tapered bolt holes	2.330	49.65	#30		

No.	Part# Short	Part# Long	Description	Weight, Kg	Price	Part number on the diagram	Diagram	Part Image
1342	522308084A1	52-2308084-A1	Pivot sleeve /Liner	4.840	121.86	#60		
1343	522308087A	52-2308087A	Use 72-2308098A1		-			
1344	522308091	52-2308091	Use 52-2308091-A	0.010	-	#63		
1345	522308091A	52-2308091-A	O-Ring 100mm	0.010	2.52			

No.	Part# Short	Part# Long	Description	Weight, Kg	Price	Part number on the diagram	Diagram	Part Image
1346	522308094	52-2308094	Pin / Dowel For MTZ82		2.22			
1347	522308096	52-2308096	Gasket of pivot pipe	0.010	2.222	#66		
1348	522308097	52-2308097	Spanner nut 36x1.75	0.075	11.40	#9		

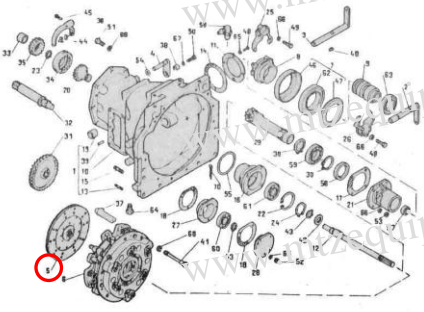

No.	Part# Short	Part# Long	Description	Weight, Kg	Price	Part number on the diagram	Diagram	Part Image
1349	522308099	52-2308099	Dowel pin (D=13.6mm; L=30mm)	0.035	5.03	#32		
1350	522308100	52-2308100	Upper pair assy old / Apper taper pair (Comer Drive Assy)	26.170	986.85	#0		
1351	522308101	52-2308101	Packer box/ Housing	0.960	103.05	#62		



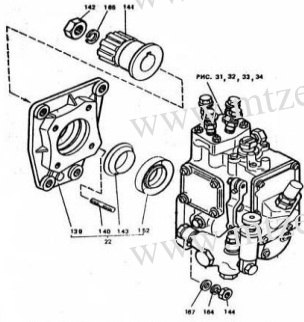

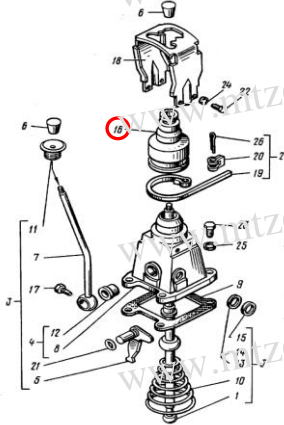



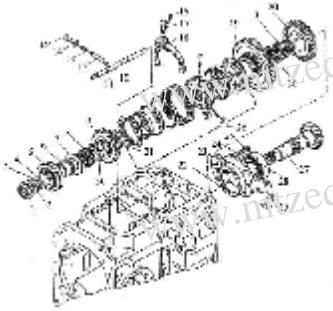

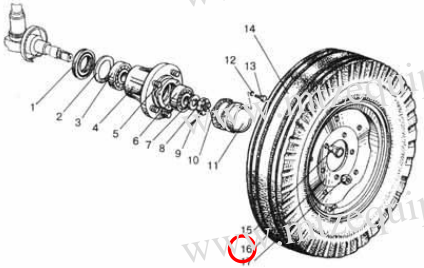

No.	Part# Short	Part# Long	Description	Weight, Kg	Price	Part number on the diagram	Diagram	Part Image
1352	522308110A2	52-2308110-A2	R-h Reducer housing assy	30.750	588.06	#0		
1353	522308115A2	52-2308115-A2	L-h Reducer housing assy	31.700	588.06	#0		
1354	522308135	52-2308135	Shaft with bearings assy	3.380	212.59	#4		



No.	Part# Short	Part# Long	Description	Weight, Kg	Price	Part number on the diagram	Diagram	Part Image
1355	52230813501	52-2308135-01	Horizontal shaft assy with bearings	3.600	212.59	#5		
1356	523003010A2	52-3003010-A2	Steering Joint/Rod assy for MTZ-52/82 (M22x1.5) (80-3003010-02)	3.165	183.52	#0		
1357	523405042	52-3405042	Steering arm (520), Pitman arm MTZ-82	3.300	127.98	#45		

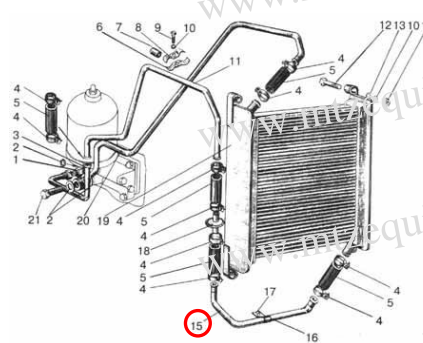

No.	Part# Short	Part# Long	Description	Weight, Kg	Price	Part number on the diagram	Diagram	Part Image
1358	524113	524113	Metering pump (D00.02.005-02) MTZ-1221 and 820/952	5.500				
1359	526198	526198	Use OSPC1600N150 G0030	6.200	-			
1360	526850	526850	Washer M14 400-868-4490-41	-	1.76			
1361	526851	526851	Washer 1/2 BSP 400-825-4490-41	0.010	1.76			
1362	526853	526853	Washer M24 400-875-4490-41	0.010	1.91			
1363	527151	527151	Use OSPC1600 N150G0030		-			
1364	53160113012A	53-160113012A	5440 Clutch/ Driven disk (A52.31.000-10;26.1601130)	2.900	404.19	#5		
1365	534244	534244	Breather, 900 series		17.17			
1366	53609	53609	BEARING 53609 GOST 24696-81		114.68			
1367	536125	536125	Locknut M10KH1-8 DIN EN ISO 10511-98	0.010	1.76			

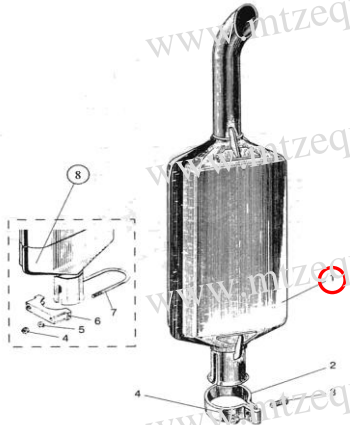

No.	Part# Short	Part# Long	Description	Weight, Kg	Price	Part number on the diagram	Diagram	Part Image
1368	5406448A	54.06.448-A	Spring (D=15, d=12, L=45)	0.010	0.99	#18		
1369	54111100340	54.1111003-40	Fuel pump cluster style D-144 (1800rpm), T-40 (replacing 4UTNI- 1111005-315)	7.500	1 753.16	#0		
1370	5437489	54.37.489	Shifter boot	0.055	19.35	#16		

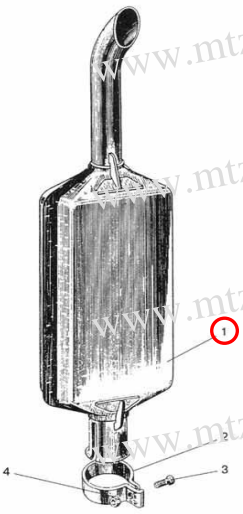

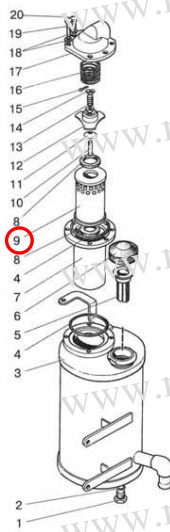

No.	Part# Short	Part# Long	Description	Weight, Kg	Price	Part number on the diagram	Diagram	Part Image
1371	5457020A	5457020A	Use 80-1716080		-			
1372	550655814	550655814	Use 055-065-58-1-4		-			
1373	556314	556314	Cylinder		186.98			
1374	556328	556328	Synchronizer GT-D 109/116; 3.26299.3 (58x2,5x22x9)	3.445	-	#26		
1375	556715	556715	Driving DISC LD2220087		-			
1376	55F203101020	5,5F-20-3101020	Front rim for 5/800 2WD (9 X 20) 5,5F- 20/Wheel for 7.5-20/9.00-20 tires	18.200	224.69	#16		
1377	573708	573708	Use RK-NSH32		-			
1378	573923	573923	Oil Gear pump nmsh25j	2.460				

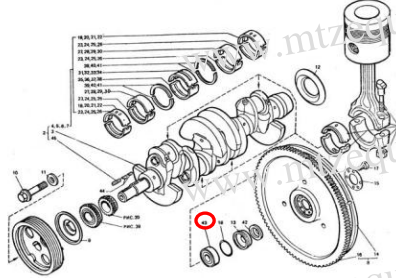

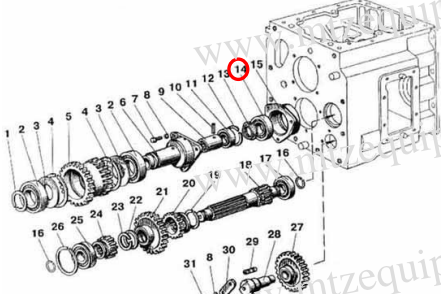


No.	Part# Short	Part# Long	Description	Weight, Kg	Price	Part number on the diagram	Diagram	Part Image
1379	573940	573940	Pump shesternyyy NSH32M-3 SERII MASTER	3.800	250.70			
1380	574093	574093	Joystick Cable w/bushing (132-001; 8125-280444) at	0.450				
1381	574362	574362	Cable					
1382	574537	574537	Joystick cable/ Wire 100.M4(35)G2.0 1534 TU U 29.3-31765778- 002-200	0.640	104.73			
1383	574708	574708	Gidraulic gear pump NSH32UKF- 32UKF-3	4.400	250.70	#29		
1384	574708Duplicate	574708_Duplicate	Use 573940		-			

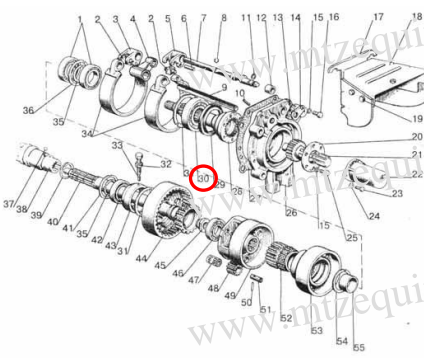

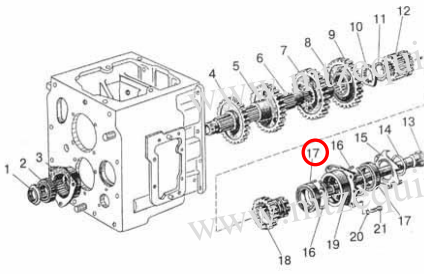

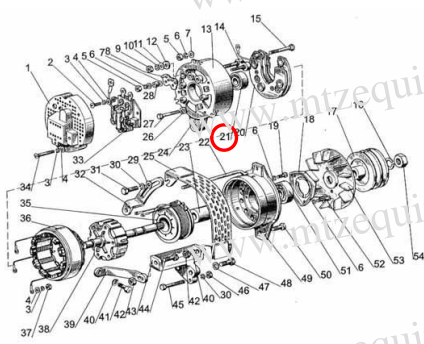



No.	Part# Short	Part# Long	Description	Weight, Kg	Price	Part number on the diagram	Diagram	Part Image
1385	574811	574811	Use 761-00-00-000	0.450	12.78			
1386	574979	574979	Use 761-00-00-000	0.650	15.08			
1387	576353	576353	Distributor RS-213 BELARUS`	10.200	1 720.71			
1388	577256	577256	Washer 627 RRM14	0.035	1.31			
1389	583278	583278	RADIATOR of heater 41.035- 1013010 TU U 14308 368	1.600	256.97			
1390	584920	584920	Use 80-1101510		-			
1391	585438	585438	90-8101060 Radiator of heater TU U 14308368.002-9	-	132.57			
1392	586091	586091	Use 21054		-			
1393	6001405117B	600-1405117-B	Oil pipeline (600-1405117)	0.290	19.67	#15		
1394	600600830	60-06008.30	Head Gasket, t150, for SMD-62	0.240	67.10			

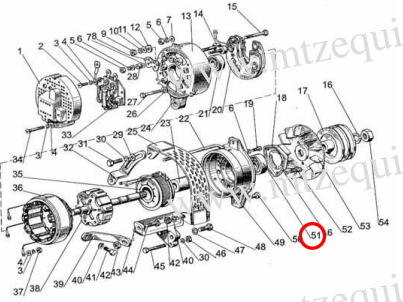

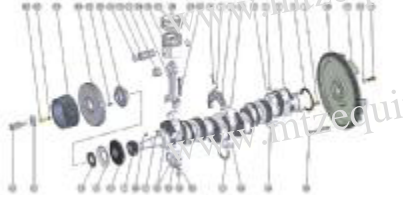
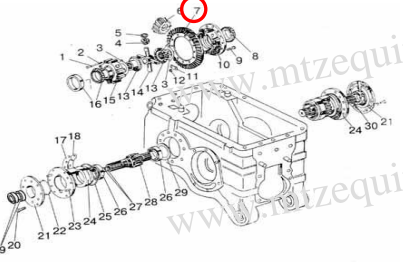

No.	Part# Short	Part# Long	Description	Weight, Kg	Price	Part number on the diagram	Diagram	Part Image
1395	600700710	60-07007.10	Exhaust manifold gasket SMD-62, t150	0.015	5.58			
1396	601003118	60-1003118	Discontinued. Inj nut		18.36			
1397	60120	60120	Bearing	1.280	120.03			
1398	601202800	601202800	Use T150-1109860-L/01-L		-			
1399	601205015	60-1205015	Use 60-1205015-K	6.030	-			
1400	60120501501	60-1205015-01	Silencer/Muffler long pipe, 1360mm (80-1205015-A) (60-1205015-A2)	6.850	133.04	#1		

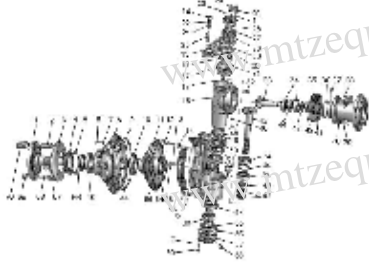
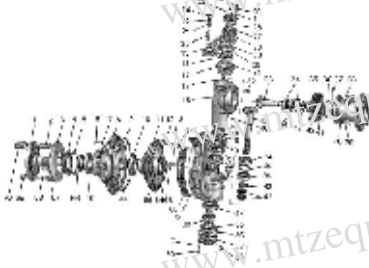
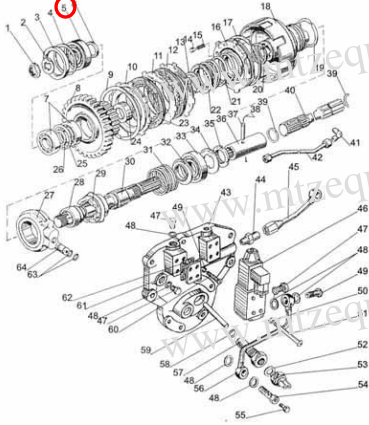

No.	Part# Short	Part# Long	Description	Weight, Kg	Price	Part number on the diagram	Diagram	Part Image
1401	601205015K	60-1205015-K	Silencer/Muffler short pipe	5.800	121.56	#1		
1402	601T106	601T-1-06	Filtering element (M5331) (D=60mm; d=24mm; H=100mm)	0.131	7.11	#9		

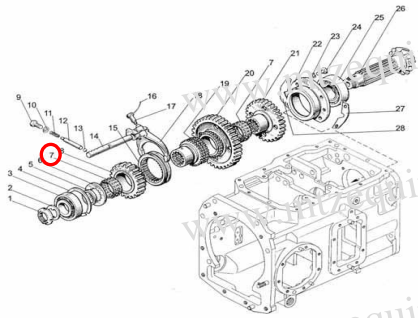

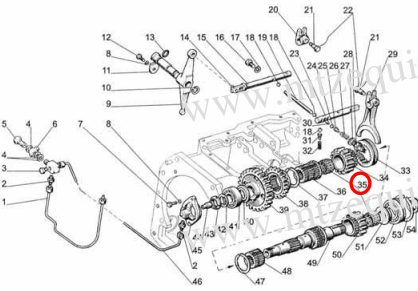

No.	Part# Short	Part# Long	Description	Weight, Kg	Price	Part number on the diagram	Diagram	Part Image
1403	60204	60204	Shielded Ball Bearing of T-40 Flywheel (6204Z)	0.100	13.40	#43		
1404	60210	60210	Bearing 60210 AUSH1 GOST 72	0.460	24.26	#14		
1405	60309	60309	Bearing	0.790	28.53			
1406	60310	60310	Use 60310A		-			

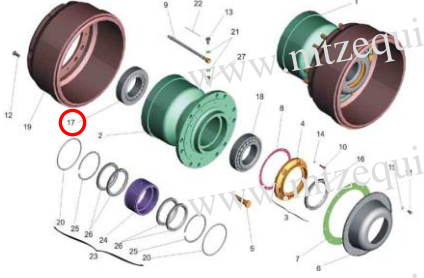

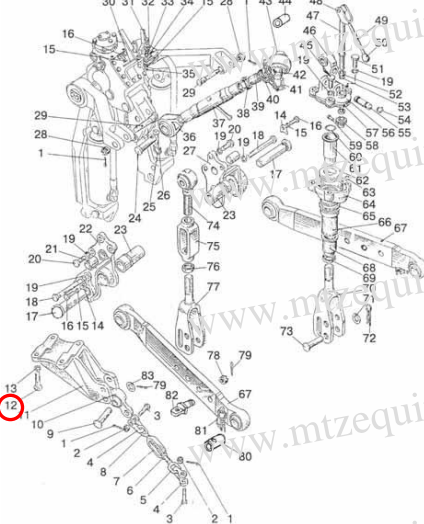
No.	Part# Short	Part# Long	Description	Weight, Kg	Price	Part number on the diagram	Diagram	Part Image
1407	60310A	60310A	Bearing (6310Z)	1.075	59.13	#30		
1408	604880	604880	Use 80-1101520		-			
1409	612115KM	6-12115KM	Bearing (N1015M) – CYL. ROLLER 75X115X20	0.660	89.43	#17		
1410	613M8	613 M8	Sealing Washer					
1411	6180502K1S9	6-180502K1S9	Ball Bearing (62202-2RS)	0.150	28.53	#21		

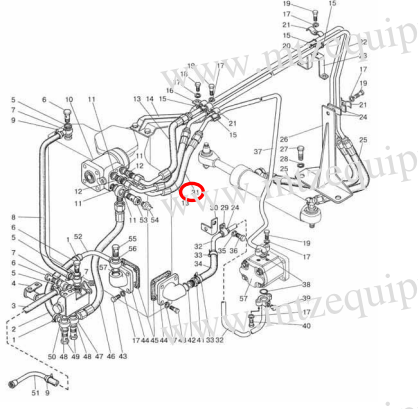

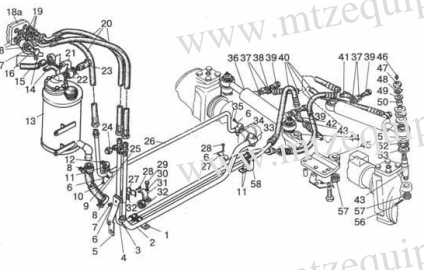



No.	Part# Short	Part# Long	Description	Weight, Kg	Price	Part number on the diagram	Diagram	Part Image
1412	6180603KS9	6-180603KS9	Ball bearing (62303-2RS)	0.150	20.58	#51		
1413	6351	635-1	Use 761-00-00-000		-			
1414	641105002	64-110-50-02	Oil Ring			#29		
1415	641105002InKit	64-110-50-02_In_Kit	Part of 260-1004065-B					
1416	642212KM	6-42212KM	Bearing (NJ212)	0.850	65.57	#7		

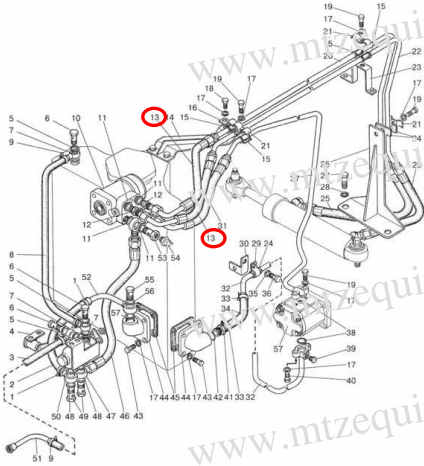

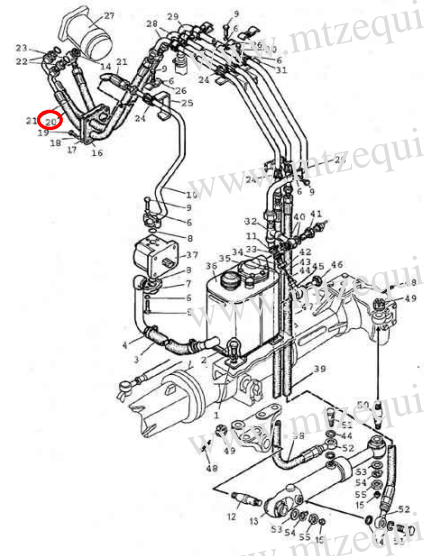

No.	Part# Short	Part# Long	Description	Weight, Kg	Price	Part number on the diagram	Diagram	Part Image
1417	6422308063	642-2308063	Axle			#45		
1418	6422308065	642-2308065	Axle			#33		
1419	6422308120	642-2308120	Axle					
1420	6422308135	642-2308135	Axle					
1421	6501118010R21	650-1118010-R-21	Use TKR7-02.08					
1422	650306K	6-50306K	Ball bearing (6-50306K) GOST 8338-75	0.330	34.65	#5		

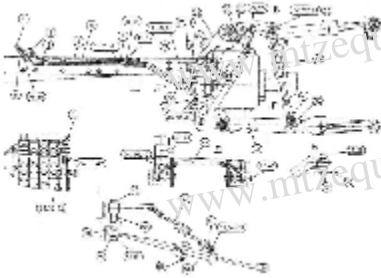
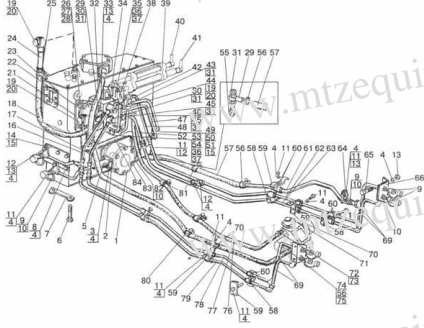

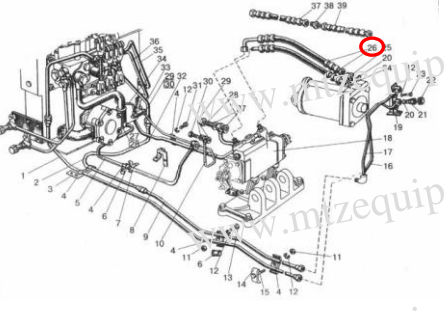

No.	Part# Short	Part# Long	Description	Weight, Kg	Price	Part number on the diagram	Diagram	Part Image
1423	65X16	65X16	Tire+Tube YA-275A Front tire 2WD (6.5X16)	18.000	218.94			
1424	6647100	6647100	Use 3KK50KH57KH36E					
1425	664714E	664714E	Roller bearing (664714E)	0.225	21.96	#7		
1426	664910E	664910E	Bearing (664910E TU RB 00234)	0.100	28.85	#35		
1427	6650559500	66 505 59 500	Use DIFA 6102/2					
1428	667512	6-67512	Bearing 6-67512 ASH2 GOST 2	1.220	96.17			
1429	670001	6700,01	Use 21.054		-			

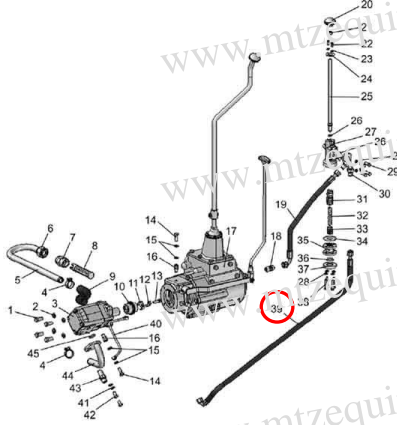

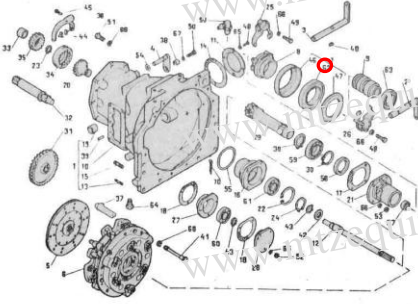

No.	Part# Short	Part# Long	Description	Weight, Kg	Price	Part number on the diagram	Diagram	Part Image
1430	67520A	6-7520A	Bearing (32220A)	5.100	206.33	#17		
1431	67610	2085688	Bearing 6-7610 ASH2 GOST 27	1.910	96.17			
1432	6802707024	680-2707024	Bolt	0.185		#12		

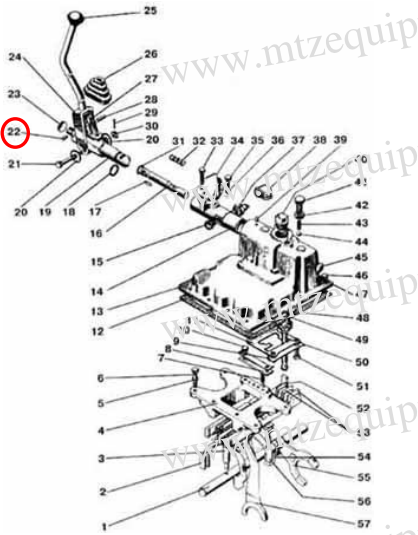

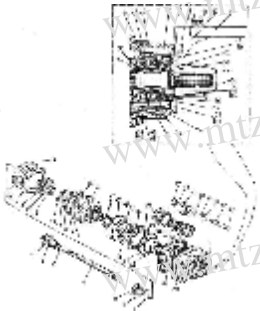
No.	Part# Short	Part# Long	Description	Weight, Kg	Price	Part number on the diagram	Diagram	Part Image
1433	680460714001	680-4607140-01	High pressure hose (L=380mm; S=24)	0.430	30.38	#31		
1434	680460714002	680-4607140-02	High pressure hose F10KH	1.330	45.36			
1435	680460714003	680-4607140-03	High pressure hose F10KH (L=1800mm; Dy=10; M20x1.5; S=24)	1.430	49.50	#0		
1436	680460714004	680-4607140-04	High pressure hose F10KH	0.590	32.82			

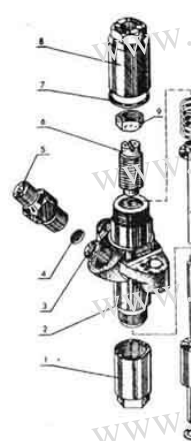

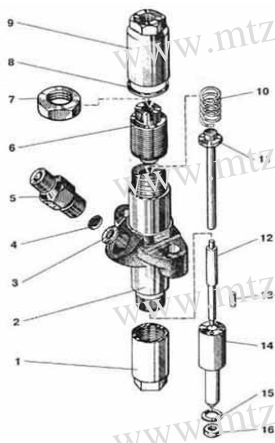



No.	Part# Short	Part# Long	Description	Weight, Kg	Price	Part number on the diagram	Diagram	Part Image
1437	680460714005	680-4607140-05	High pressure hose (L=470mm; S-24; Dy=7mm)	0.540	31.91	#13		
1438	680460714006	680-4607140-06	High pressure Hose F10X1	0.730	35.12	#20		

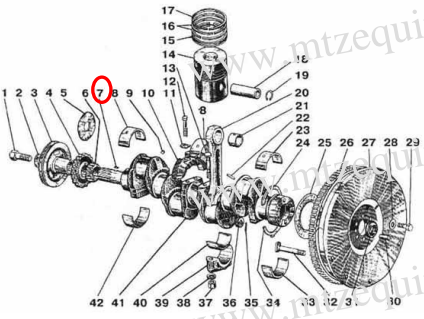

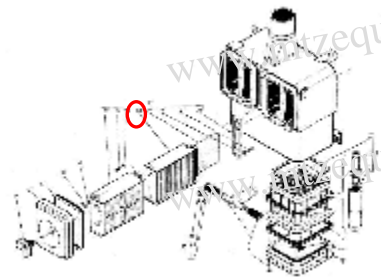

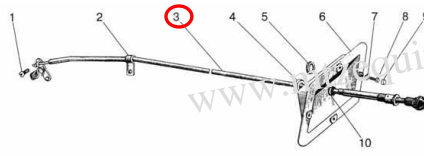

No.	Part# Short	Part# Long	Description	Weight, Kg	Price	Part number on the diagram	Diagram	Part Image
1439	680460714007	680-4607140-07	Hose			#1		
1440	680460714011	680-4607140-11	High pressure hose D=10x1 (L=730mm, S=24; M20x1.5; Dy=10mm)	0.690	34.96	#0		
1441	680460714012	680-4607140-12	High pressure hose (L=485mm, S=24; M20x1.5; Dy=10mm)	0.510	33.12	#26		
1442	680460714013	680-4607140-13	High pressure hose F10KH	0.630	34.65			

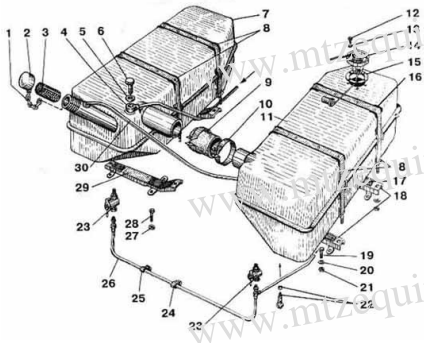
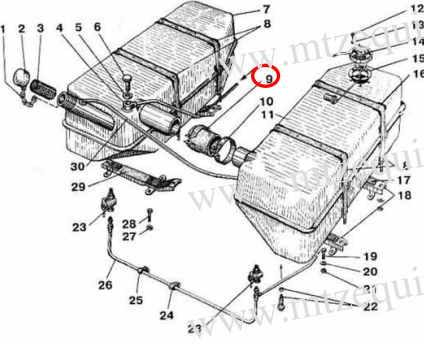

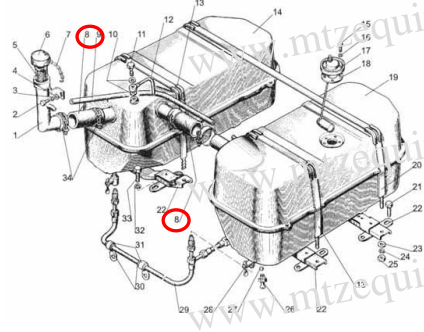
No.	Part# Short	Part# Long	Description	Weight, Kg	Price	Part number on the diagram	Diagram	Part Image
1443	680460714014	680-4607140-14	High pressure hose F10KH (L=1000mm, S=24; M20x1.5; Dy=10mm)	0.870	36.18	#39		
1444	688811S9	688811S9	Bearing	1.000	45.53	#62		

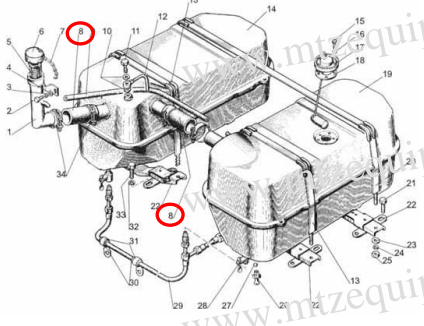
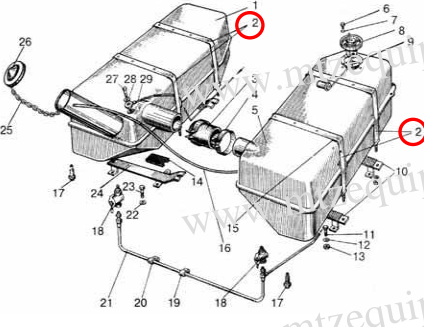

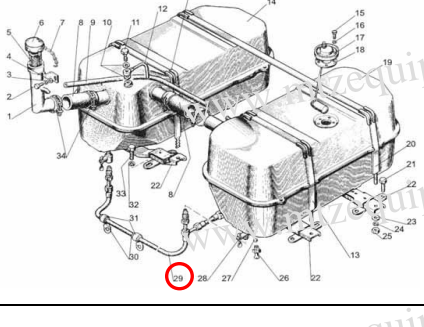

No.	Part# Short	Part# Long	Description	Weight, Kg	Price	Part number on the diagram	Diagram	Part Image
1445	6917385	6917385	Pin 8x20mm	0.010	1.61	#22		
1446	692215K1M	692215K1M	Bearing 692215K1M GOST 8328	1.250	171.90			
1447	6941329	6941329	Use 115-120-30-2-1	-	3.60			
1448	696392AOC	696392AOC	Friction disc	0.255		#17		

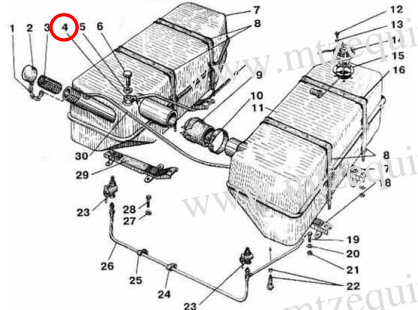

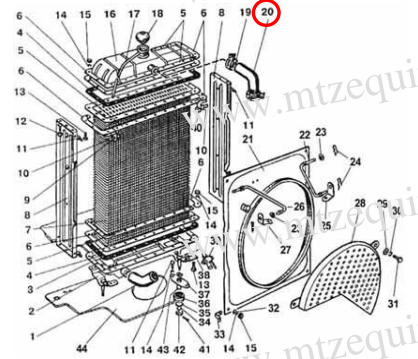

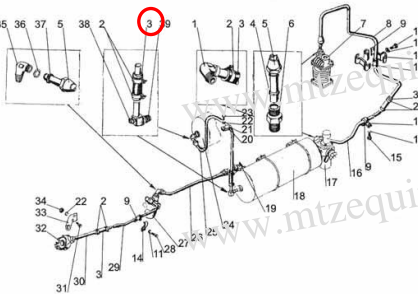

No.	Part# Short	Part# Long	Description	Weight, Kg	Price	Part number on the diagram	Diagram	Part Image
1449	6A120s21616	6A1-20s2-16/16	Sprayer/Atomizer, 3 holes D-21/ D-144, T-25/ T-40	0.054	59.60			
1450	6A120s240	6A1-20s2-40	Inj. Nozzle/ Atomizer, D=6mm, 4 holes 0.29mm D-240/	0.054	59.60	#0		
1451	6A120S2501	6A1-20S2-50.1	nozzle/ Atomizer, D=6mm, 5 holes 0.35mm D-245/D-245.5	0.054	59.60	#0		
1452	6RK1250	6RK-1250	Use REMEN 6RK-1250					



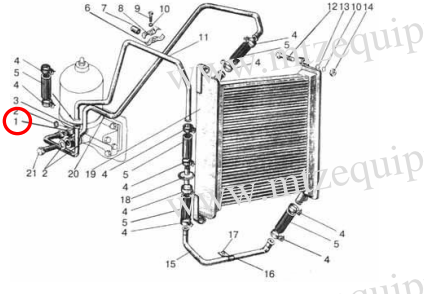

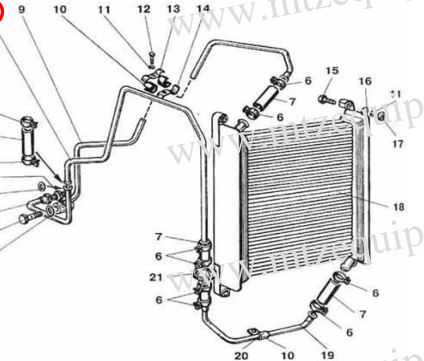

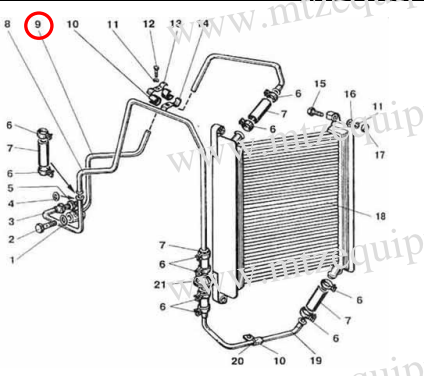

No.	Part# Short	Part# Long	Description	Weight, Kg	Price	Part number on the diagram	Diagram	Part Image
1453	6x9	6x9	Key	0.002	2.99	#7		
1454	700A19041601	700A.19.04.160-1	Filter element air Kirovets K700/701	1.240	110.93	#23		
1455	700A3429030	700A.34.29.030	Use RK- 700A.34.29.000		-			
1456	701024300	70-1024300	Stop control cable (302108000)	0.110	28.23	#3		

No.	Part# Short	Part# Long	Description	Weight, Kg	Price	Part number on the diagram	Diagram	Part Image
1457	701101005	70-1101005	Fuel Tank	15.200		#0		
1458	701101035B	70-1101035-B	FUEL TANK CROSSOVER HOSE	0.150	6.66	#9		
1459	701101035B01	70-1101035-B-01	HOSE (l=180mm, d=57mm, D=67mm)	0.150		#8		

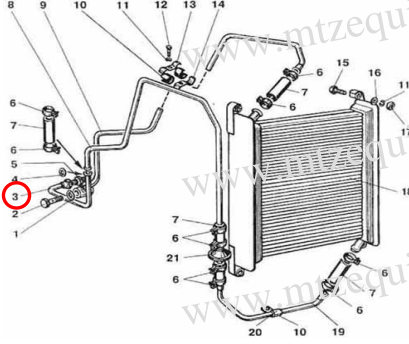

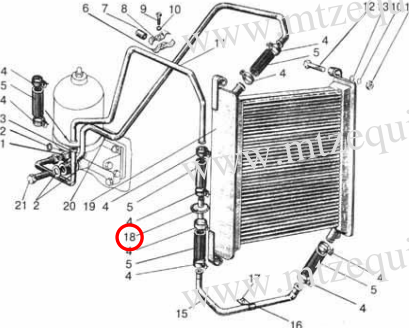

No.	Part# Short	Part# Long	Description	Weight, Kg	Price	Part number on the diagram	Diagram	Part Image
1460	701101035B02	70-1101035-B-02	Hose (l=210mm, d=57mm, D=67mm)			#8		
1461	701101070	70-1101070	Fuel tank strap / Clamp	0.310	22.41	#2	 	
1462	701101345B1	70-1101345-B1	Bringing fuel line/piping assy (2950mm)	0.089	68.22	#29	 	
1463	701103010	701103010	Use 082-1103010		-			

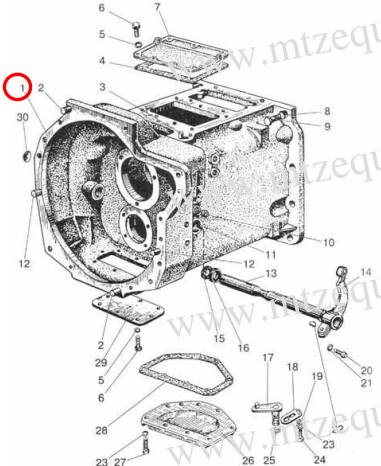

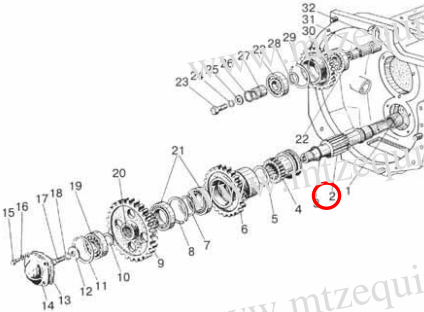

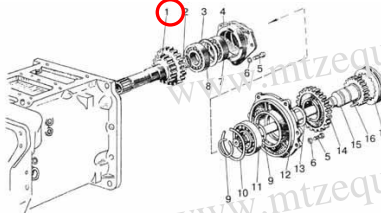

No.	Part# Short	Part# Long	Description	Weight, Kg	Price	Part number on the diagram	Diagram	Part Image
1464	701104180	70-1104180	Fuel return pipe / Drain fuel pipe	0.120	21.96	#4		
1465	701303001	70-1303001	Upper Radiator Hose (50-1303010)	0.190	13.70	#20		
1466	701405013	70-1405013	Hose (L=75mm; d=14mm; D=23mm: 1.6Mpa)	0.022	4.37	#3		

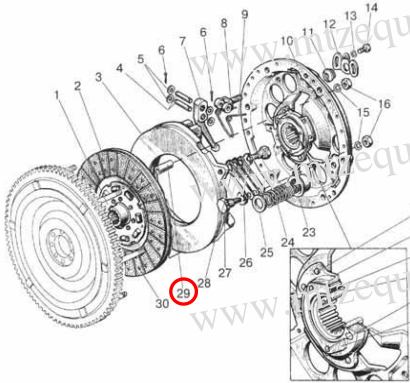

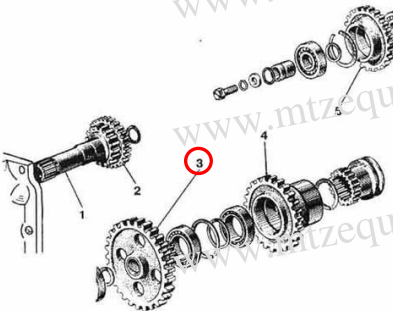

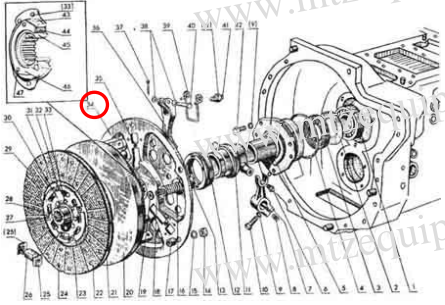



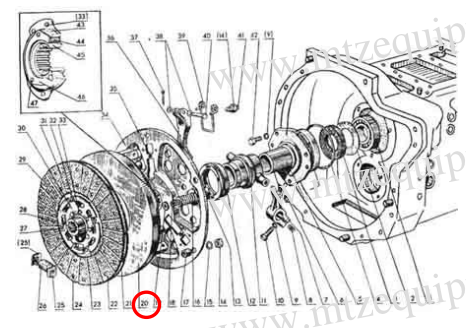

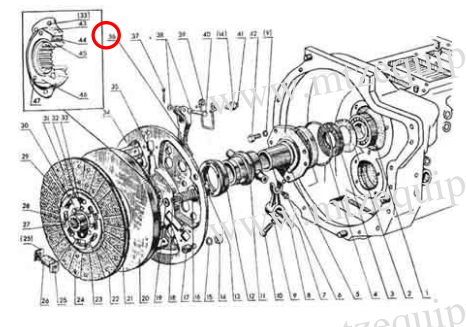

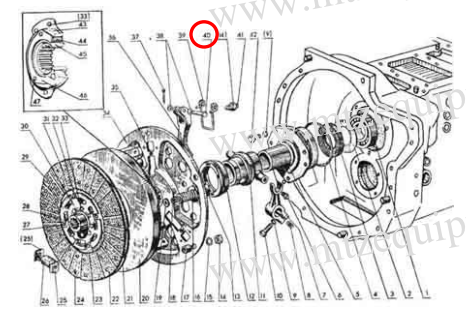

No.	Part# Short	Part# Long	Description	Weight, Kg	Price	Part number on the diagram	Diagram	Part Image
1467	701405089	70-1405089	Union	0.050	16.88	#1		
1468	701405109	70-1405109	Oil pipeline	0.370	21.35	#8		
1469	701405110	70-1405110	Oil pipeline (302144191)	0.570	33.44	#9		



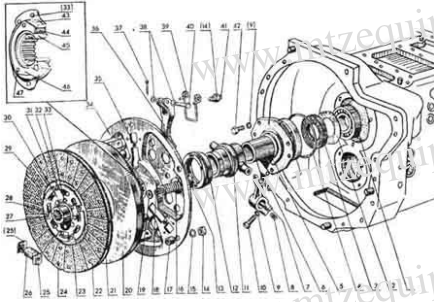

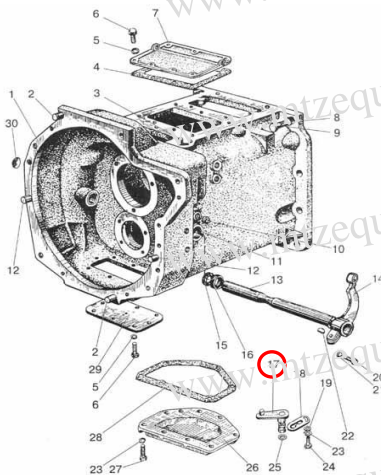

No.	Part# Short	Part# Long	Description	Weight, Kg	Price	Part number on the diagram	Diagram	Part Image
1470	701405120	70-1405120	Oil pipeline	0.150	37.71	#3		
1471	701405230A	70-1405230-A	Filter of oil radiator	0.090	29.76	#18		

No.	Part# Short	Part# Long	Description	Weight, Kg	Price	Part number on the diagram	Diagram	Part Image
1472	701601015	70-1601015	Clutch housing D-243/ D-245.5., MTZ-820/952..	132.43	1001.93	#1		
1473	701601021B	70-1601021-B	PTO drive shaft (z=16, spl=12 L=330)	2.730	166.23	#2		
1474	701601026	70-1601026	PTO drive block. Z=25/18	2.600	253.76	#1		

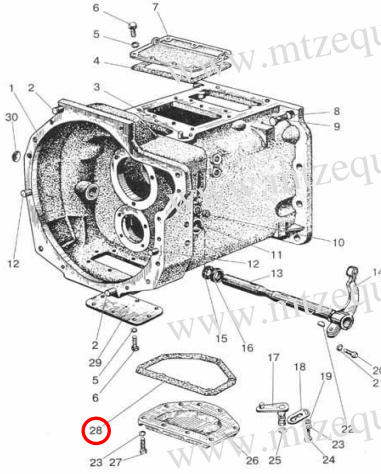

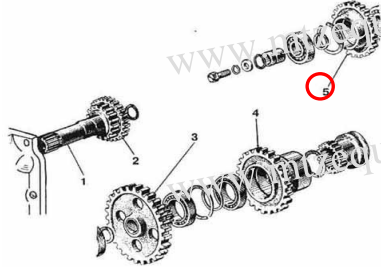

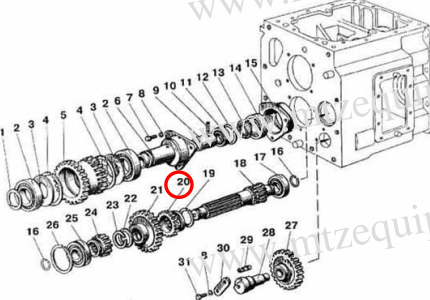

No.	Part# Short	Part# Long	Description	Weight, Kg	Price	Part number on the diagram	Diagram	Part Image
1475	701601074	70-1601074	Bushing (D=20mm, d=12.8mm, L=35.5mm)	0.050	13.23	#29		
1476	701601088B	70-1601088-B	Gear of PTO drive shaft (1 <sup>st</sup> step), z=47, spl=16	3.360	143.60	#3		
1477	701601090A	70-1601090A	Clutch Disk/ Pressure Plate Assy D=340mm, MTZ-820,920	18.140	285.27	#34		

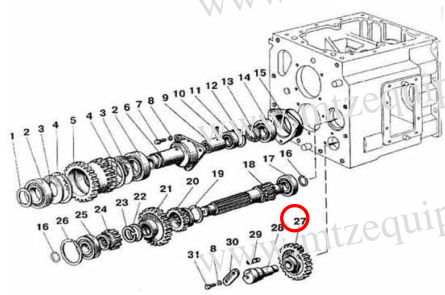

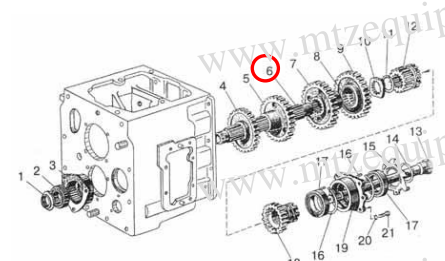

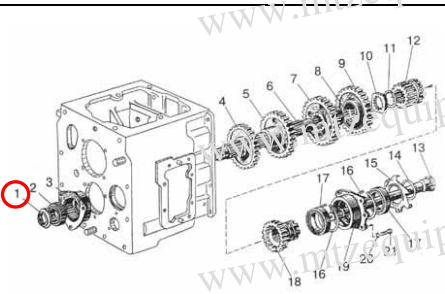

No.	Part# Short	Part# Long	Description	Weight, Kg	Price	Part number on the diagram	Diagram	Part Image
1478	701601093	70-1601093	Pressure disk 340 mm	9.390	73.22	#20		
1479	701601094	70-1601094	Release lever	0.200	13.54	#36		
1480	701601096	70-1601096	Pin (D=8mm, L=68mm)	0.250		#40		

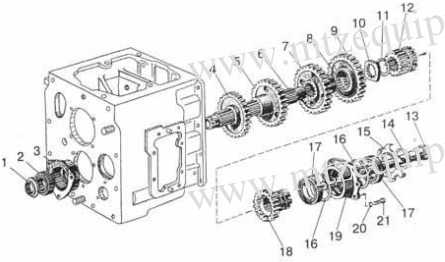

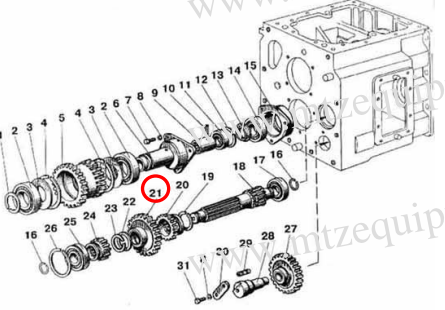

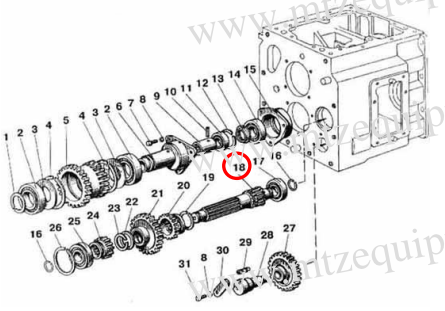



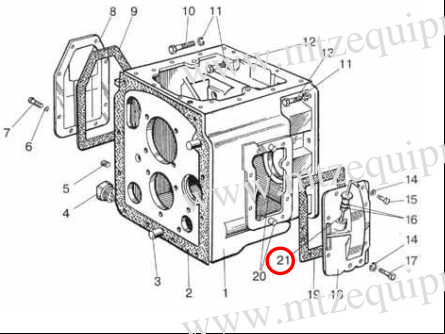

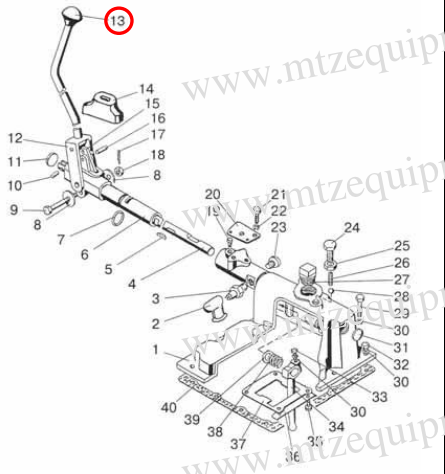

No.	Part# Short	Part# Long	Description	Weight, Kg	Price	Part number on the diagram	Diagram	Part Image
1481	701601120A	70-1601120-A	Support disk set D-243, MTZ-820., D=397mm {34,35,43,46}	6.080	175.41	#0		
1482	701601140	70-1601140	Shaft (D=25mm; d=9mm)	0.285		#17		



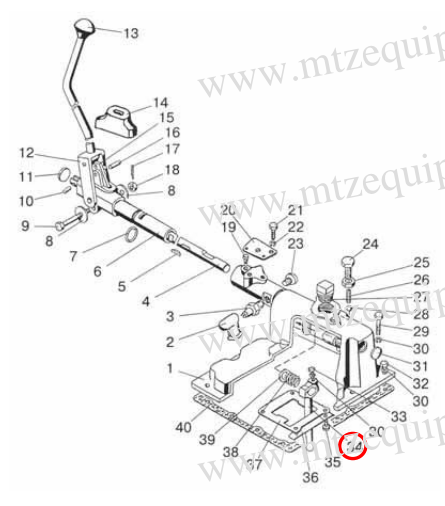

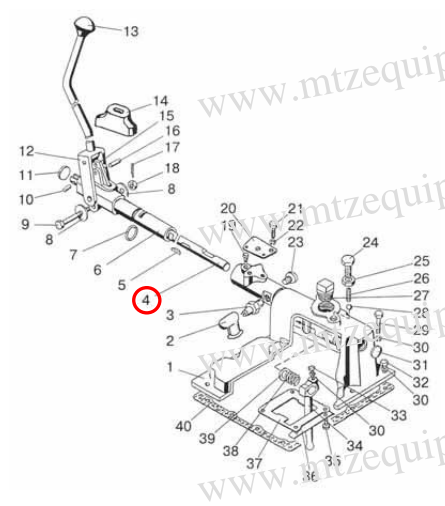

No.	Part# Short	Part# Long	Description	Weight, Kg	Price	Part number on the diagram	Diagram	Part Image
1483	701601314	70-1601314	Gasket	0.010	2.84	#28		
1484	701601331	70-1601331	Intermediate gear (MUST USE 701601330)	1.080	111.47	#5		
1485	701701072	70-1701072	Greepen gear throwingear	0.700	186.44	#20		

No.	Part# Short	Part# Long	Description	Weight, Kg	Price	Part number on the diagram	Diagram	Part Image
1486	70170108001	70-1701080-01	Gear RVS idle cw bearing	1.810	149.40			
1487	701701082	70-1701082	Reverse intermediate gear new style z=31	1.850	136.10	#27		
1488	701701182B	70-1701182-B	Layshaft used With one lock (70170109601.1)	3.450	440.56	#6		
1489	701701182B01	70-1701182-B-01	Lay shaft	3.450	448.98	#1		
1490	701701182B02	70-1701182-B-02	Lay shaft (50-1701182) (spl=12; L=370)	3.450	440.56			

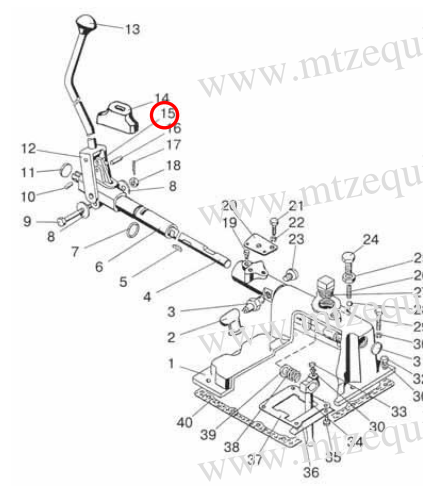

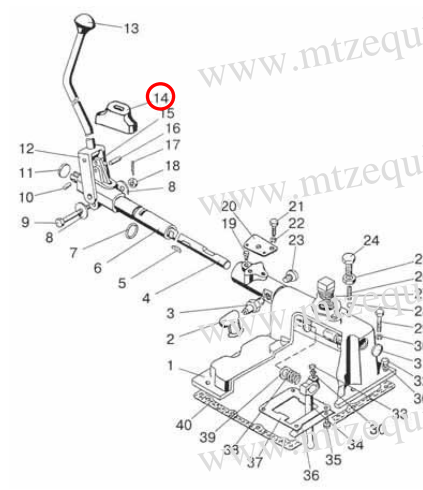

No.	Part# Short	Part# Long	Description	Weight, Kg	Price	Part number on the diagram	Diagram	Part Image
1491	701701196	70-1701196	Reduction I st. Gear	1.400	218.25	#12		
1492	701701224	70-1701224	Gear wheel, z=32	1.370	285.89	#21		
1493	701701382	70-1701382	Shaft (Z=18/16spl)	4.000	273.33	#18		

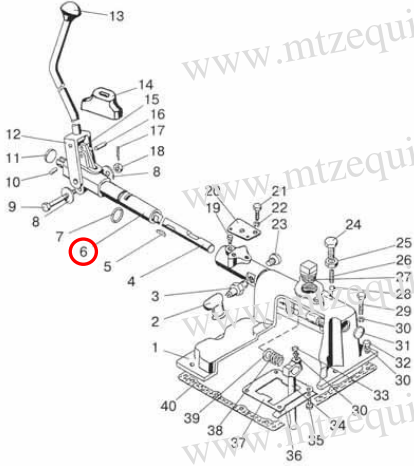

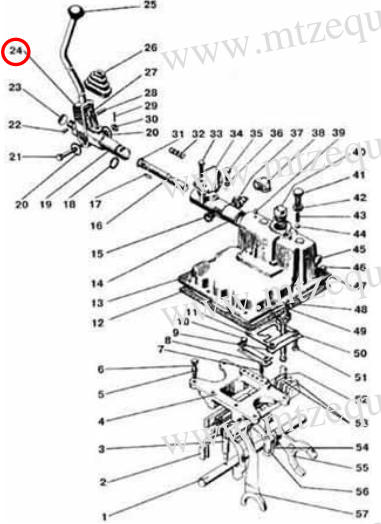

No.	Part# Short	Part# Long	Description	Weight, Kg	Price	Part number on the diagram	Diagram	Part Image
1494	701701415A	70-1701415-A	Oil dipstick / Oil gauge	0.080	12.02	#21		
1495	701702020A	70-1702020-A	Gearshift Lever, MTZ 820	1.355	65.25			
1496	701702125	70-1702125	Handle (12-12-108) (A13.04.010)	0.050	6.05	#13		

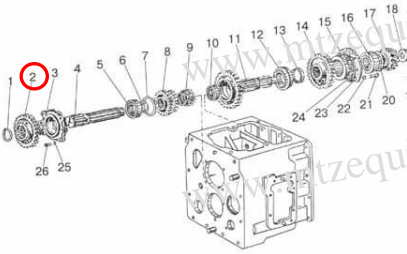

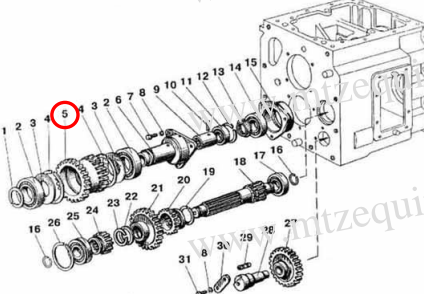

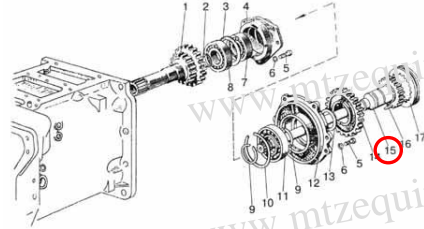



No.	Part# Short	Part# Long	Description	Weight, Kg	Price	Part number on the diagram	Diagram	Part Image
1497	701703011	70-1703011	Lever (302174472)	0.330	32.82	#34		
1498	701703201B	70-1703201-B	Shaft	1.640	286.03			
1499	701703201B01	70-1703201-B-01	Shaft (L=486, spl=6)	1.640	282.98	#4		

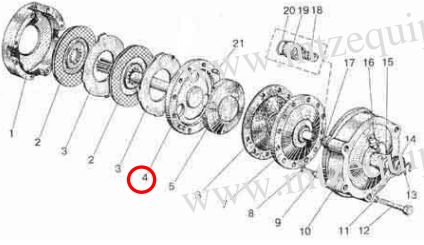

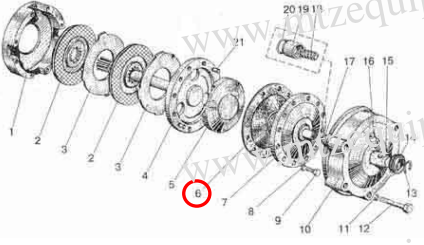

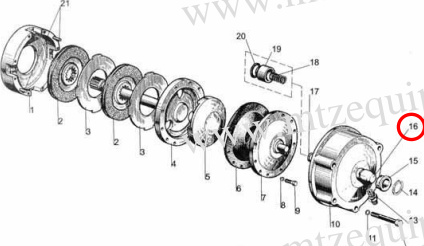

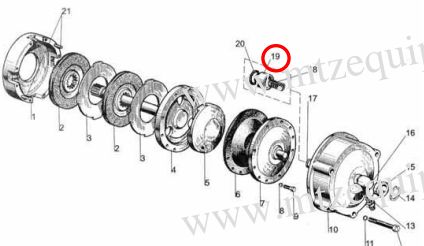



No.	Part# Short	Part# Long	Description	Weight, Kg	Price	Part number on the diagram	Diagram	Part Image
1500	701703202A	70-1703202-A	Shifter arm/ Carrier	0.090	20.58	#15		
1501	701703203A	70-1703203-A	Rubber Hood of R-h shift lever	0.030	4.51	#14		

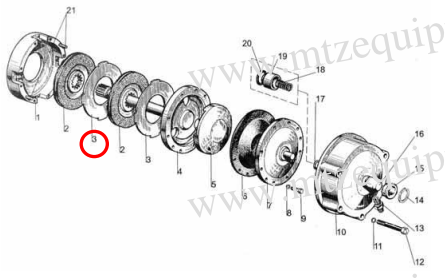

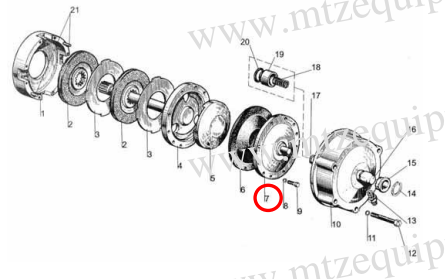

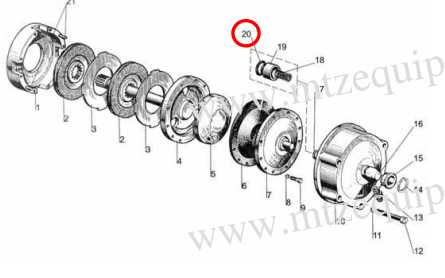

No.	Part# Short	Part# Long	Description	Weight, Kg	Price	Part number on the diagram	Diagram	Part Image
1502	701703210B	70-1703210-B	Support	1.330	326.88	#6		
1503	701703220A	70-1703220-A	Lever	1.410	134.42	#24		

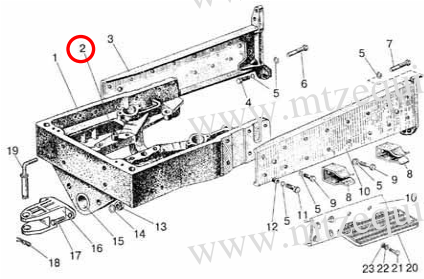

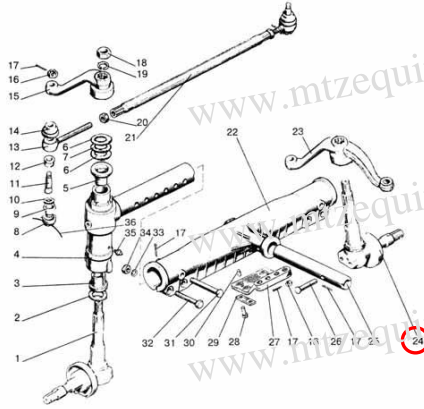

No.	Part# Short	Part# Long	Description	Weight, Kg	Price	Part number on the diagram	Diagram	Part Image
1504	701721025	70-1721025	Dropping reduction gear	2.390	172.35	#2		
1505	701721041	70-1721041	Gear wheel (302175135)	4.220	285.27	#5		
1506	701721113A	70-1721113-A	Clutch shaft (spl=12; z=20)	5.000	328.41	#15		

No.	Part# Short	Part# Long	Description	Weight, Kg	Price	Part number on the diagram	Diagram	Part Image
1507	701723012	70-1723012	Pin (D=6mm; L=39,5mm)	0.010	4.37	#5		
1508	70180504S9	70-180504S9	Sealed Ball Bearing (62204-2RS)	0.130	25.79			
1509	70240705301	70-2407053-01	Gear wheel right-h 265mm (z=13/16spl)	3.970	285.57	#30		





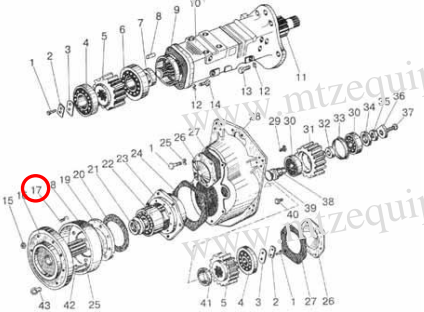
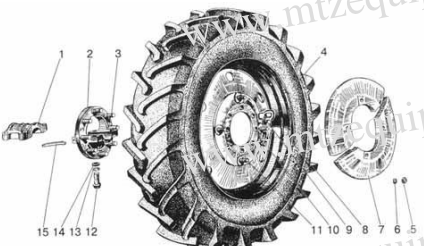

No.	Part# Short	Part# Long	Description	Weight, Kg	Price	Part number on the diagram	Diagram	Part Image
1510	702409020	70-2409020	Difflock shaft / Locking shaft	4.580	250.38	#4		
1511	702409021	70-2409021	Diaphragm-differentl lock assy 302241965	0.110	36.18	#6		
1512	702409026B	70-2409026-B	Adapter with ring groove/ Reducer	0.370	24.41	#16		
1513	702409027A	70-2409027-A	Bush	-	3.60	#19		



No.	Part# Short	Part# Long	Description	Weight, Kg	Price	Part number on the diagram	Diagram	Part Image
1514	702409028	70-2409028	Release disc (302242265)	0.810	43.53	#3		
1515	702409029	70-2409029	Gasket Old Style of diaphragm of locking shaft	0.009	-			
1516	702409030B	70-2409030-B	Diaphragm cover	1.470	53.01	#7		
1517	702409033B	70-2409033-B	Ring (plastic)	-	2.84	#20		
1518	702409037	70-2409037	Union	0.030	14.46			
1519	702707021	70-2707021	Drawbar Bracket left		85.68			

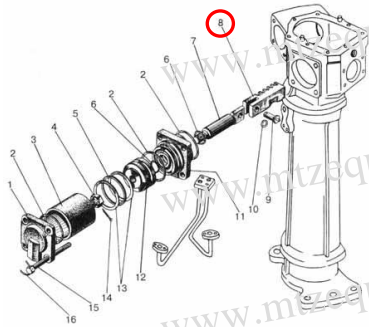

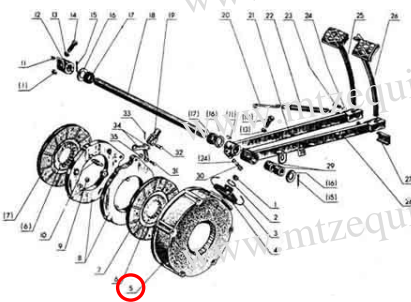

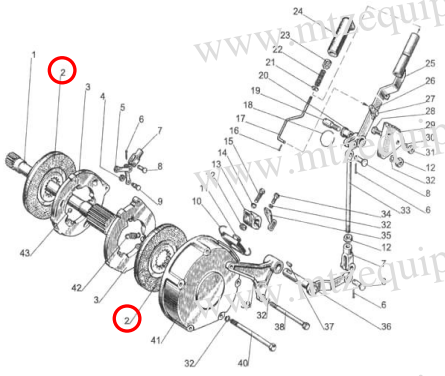

No.	Part# Short	Part# Long	Description	Weight, Kg	Price	Part number on the diagram	Diagram	Part Image
1520	70270702101	70-270702101	Drawbar Bracket right		-			
1521	702801120A1	70-2801120-A1	Front bar with bushings assembly (50-2801120)	44.500	818.01	#2		
1522	702801120A101	70-2801120-A1-01	Front beam	40.200	818.01			
1523	703001021	70-3001021	Use 50-3001021		-			
1524	70300106501	70-300106501	Use 70-3001085-01		-			
1525	703001085	70-3001085	L-h steering knuckle with semi-axle (with nut) (80-3001065)	10.600	409.50	#24		

No.	Part# Short	Part# Long	Description	Weight, Kg	Price	Part number on the diagram	Diagram	Part Image
1526	70300108501	70-3001085-01	R-h steering knuckle with semi-axle (with nut) (80-3001065-01)	10.600	409.50	#7		
1527	703001120	70-3001120	Use 80-3001085 and 70-3103010-A		-			
1528	703003032	70-3003032	Castle nut H=13 mm M18x1.5	0.040	4.05	#16		
1529	703101010	703101010	Use 5.5F-20-3101020		-			
1530	703103010A	70-3103010-A	Front wheel hub assy/Knuckle In assembly	9.092	221.31	#5		

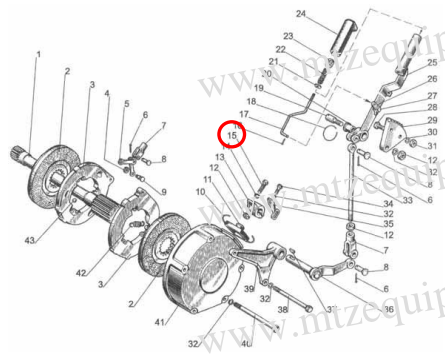

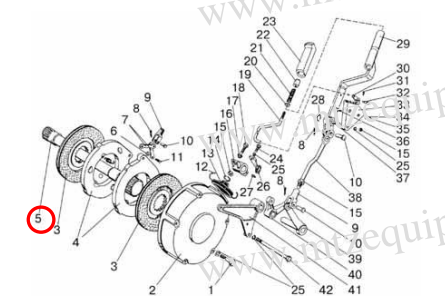

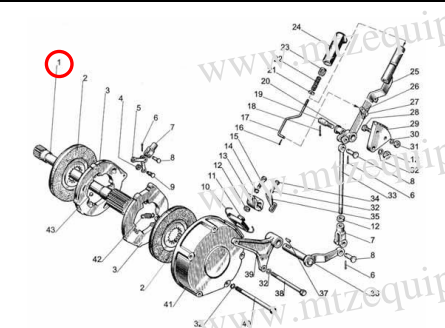

No.	Part# Short	Part# Long	Description	Weight, Kg	Price	Part number on the diagram	Diagram	Part Image
1531	703104025	70-3104025	Clamp-upper wheel hub-new style / Insert	3.500	55.77	#1		
1532	703109030	70-3109030	Dual spacer 172mm for 15.5x38		-	#0		
1533	703109034	70-3109034	Spacer bolt	0.320	14.48	#17		
1534	703109040	70-3109040	Dual spacer 18.4x34,18.4x30 240mm wide		-	#0		

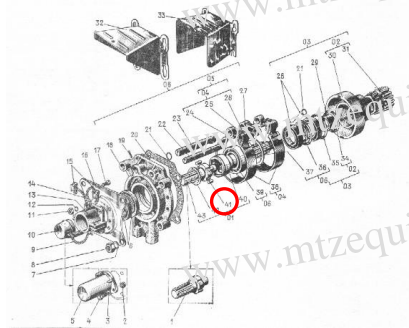

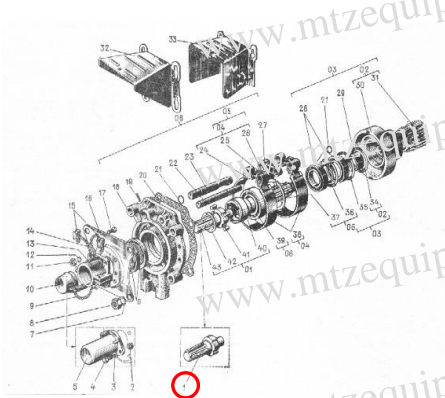

To order: Call 1-855-2GO-4MTZ x222 (1-855-246-4689 x222) Fax: 1-647-933-9066 Email: spares@mtzequipment.com

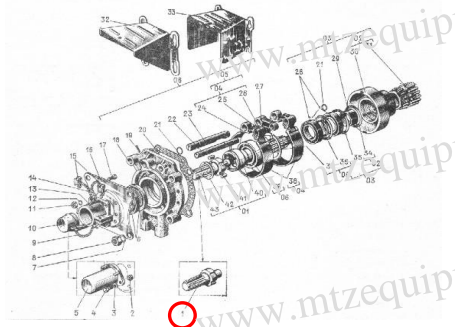

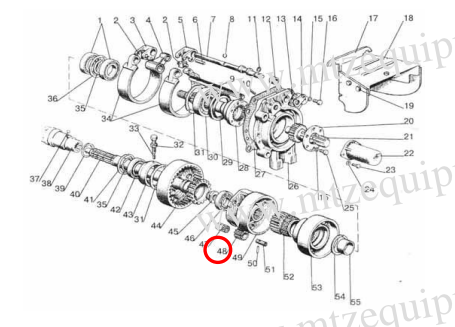

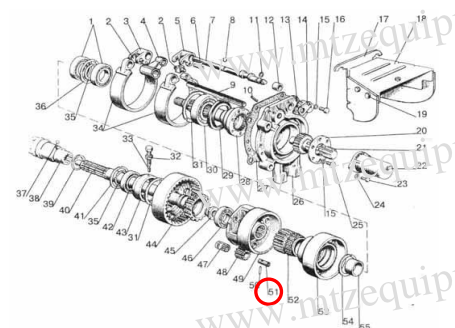



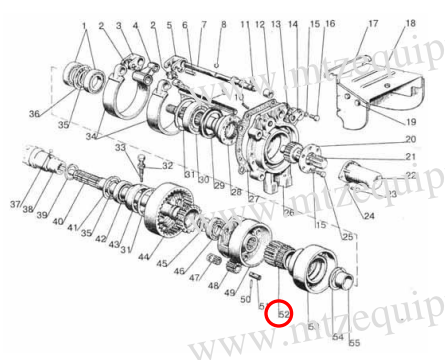

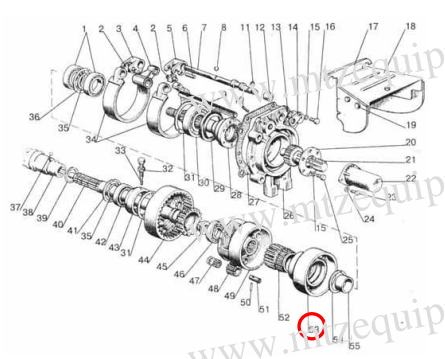

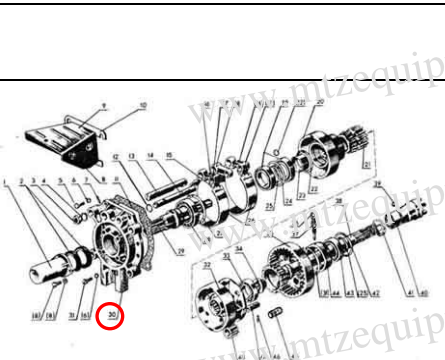

No.	Part# Short	Part# Long	Description	Weight, Kg	Price	Part number on the diagram	Diagram	Part Image
1535	703405022	70-3405022	Rack 302341843	0.970	89.73	#8		
1536	703407047	70-3407047	Hose 115MM	0.040	7.43			
1537	703502035	70-3502035	Case of working brakes 180mm/7 inch (Old. Style with hole)	6.850	113.91	#5		
1538	70350204001	70-3502040-01	Brake disk w/o asbestos 180mm/7 inch (TIIR-101), bonded type (H=12.4 mm) (70350204008)	0.950	30.38	#2		



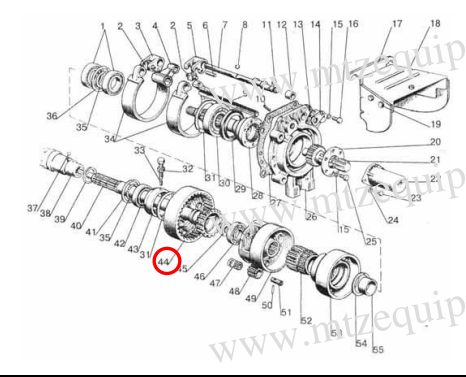

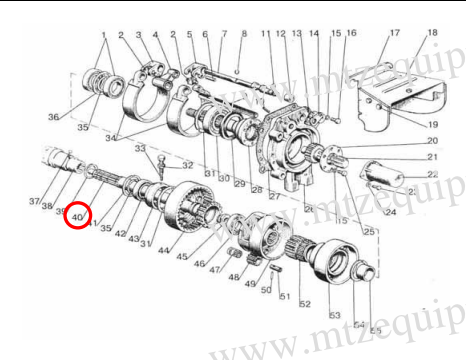

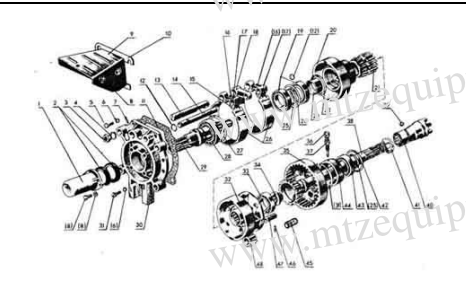

No.	Part# Short	Part# Long	Description	Weight, Kg	Price	Part number on the diagram	Diagram	Part Image
1539	703503019	70-3503019	Adj bolt	0.070	5.13	#15		
1540	703503080	70-3503080	Adjuster bolt assy	0.100	10.49			
1541	703504055	70-3504055	Shaft old style (360mm, z=16/14), when 2 brakes discs are installed	2.120	129.51	#5		
1542	70350405501	70-3504055-01	Shaft new style (382mm, z=16/14), when 3 brakes discs are installed	2.120	134.10	#1		
1543	703507122	70-3507122	Rod	0.060	8.96			

No.	Part# Short	Part# Long	Description	Weight, Kg	Price	Part number on the diagram	Diagram	Part Image
1544	703723024	70-3723024	Bushing (Dp=24mm; d=18mm)	0.005	3.21			
1545	704202011	70-4202011	Bearing PTO shaft /Roller D10x20	0.020	2.99	#41		
1546	704202017	70-4202017	Shaft, var. Roller	2.600	206.01	#1		

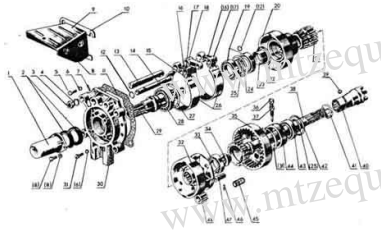

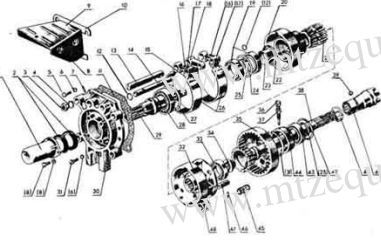

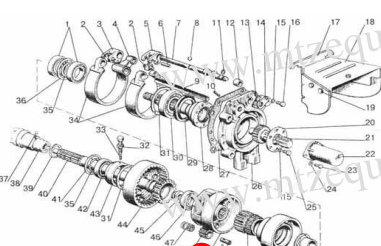

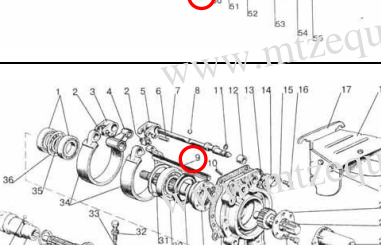

No.	Part# Short	Part# Long	Description	Weight, Kg	Price	Part number on the diagram	Diagram	Part Image
1547	70420201901	70-4202019-01	PTO shaft tail with 6 splines, var Roller, 540 RPM	1.200	75.96	#1		
1548	704202024	70-4202024	PTO Satellite gear	0.210	66.78	#48		
1549	704202025	70-4202025	Crown gear	9.070	426.98			
1550	704202026	70-4202026	Satellite gear shaft, L=53mm; D=20mm	0.110	13.23	#51		

No.	Part# Short	Part# Long	Description	Weight, Kg	Price	Part number on the diagram	Diagram	Part Image
1551	704202032	70-4202032	Sun Gear, z=30 (302420255)	0.980	75.96	#52		
1552	704202033	70-4202033	Drum (D=160mm)	2.800	64.80	#53		
1553	704202033inkit	70-4202033_in_kit	Part of 70-4202055	-	-			
1554	704202042	70-4202042	PTO Back cover	10.300	198.36	#30		

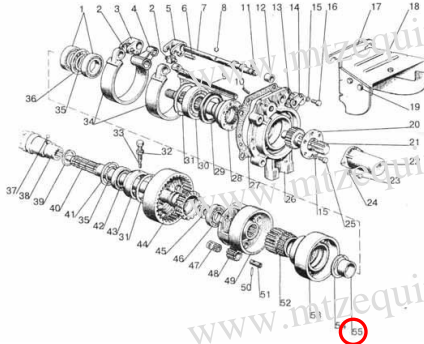

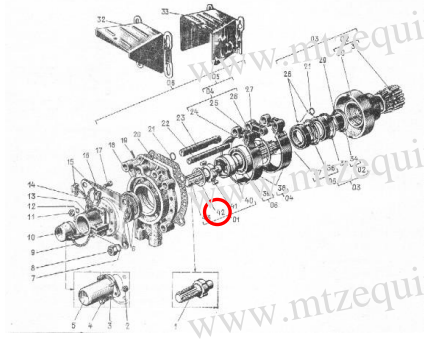

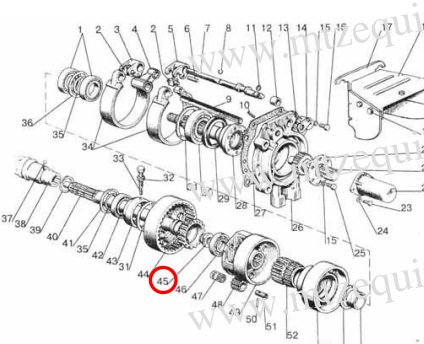



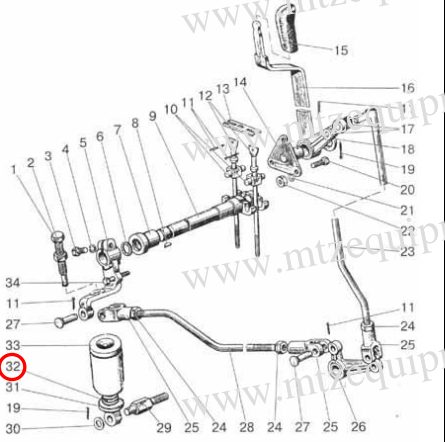

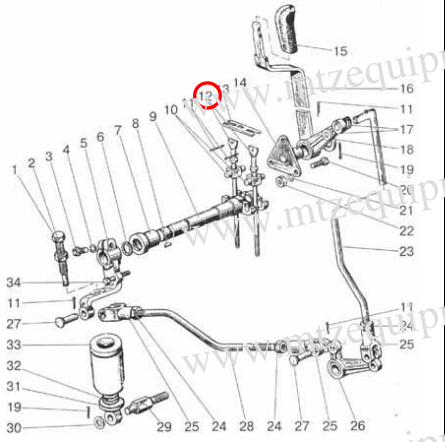

No.	Part# Short	Part# Long	Description	Weight, Kg	Price	Part number on the diagram	Diagram	Part Image
1555	704202043	70-4202043	Crown Wheel/Gear (30242045)	2.750	210.60	#44		
1556	704202044B	70-4202044-B	Shaft	4.100	220.09	#40		
1557	704202050	70-4202050	Sun gear (20-22)	4.000	189.5	#0		



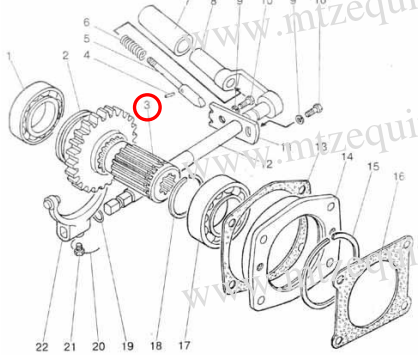

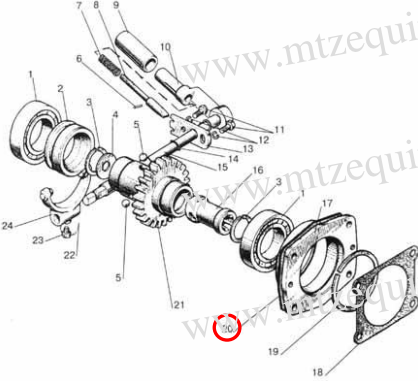

No.	Part# Short	Part# Long	Description	Weight, Kg	Price	Part number on the diagram	Diagram	Part Image
1558	704202055	70-4202055	Sun gear (19, 24, 25, 70-4202050)	4.850	206.01	#0		
1559	704202060	70-4202060	Carrier assembly	4.400	435.51	#0		
1560	704202065	70-4202065	Carrier (302420945)	3.350	362.07	#49		
1561	704202072B	70-4202072-B	Axle	0.860	14.76	#9		

To order: Call 1-855-2GO-4MTZ x222 (1-855-246-4689 x222) Fax: 1-647-933-9066 Email: spares@mtzequipment.com

No.	Part# Short	Part# Long	Description	Weight, Kg	Price	Part number on the diagram	Diagram	Part Image
1562	704202077	70-4202077	Bushing/ Sleeve	0.090	8.96	#55		
1563	704202081A	70-4202081-A	Snap ring	0.007	5.28	#42		
1564	704202083A	70-4202083-A	Nut	0.100	15.23	#45		

No.	Part# Short	Part# Long	Description	Weight, Kg	Price	Part number on the diagram	Diagram	Part Image
1565	704202100	70-4202100	PTO band 43mm, 504202100A	0.890	97.08			
1566	704202100Sub	70-4202100_Sub	Use 50- 3405215-A-01		-			
1567	704216011	70-4216011	Spring large	0.490	21.20	#32		
1568	704216013	70-4216013	Lug	0.240	20.88			
1569	704216015	70-4216015	Cover	0.360	22.73			
1570	704216028	70-4216028	Screw (80-4216028)	0.140	17.37	#12		

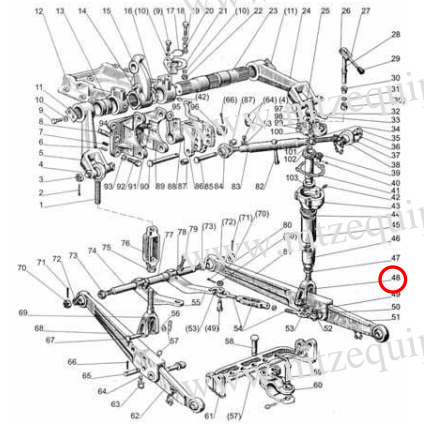

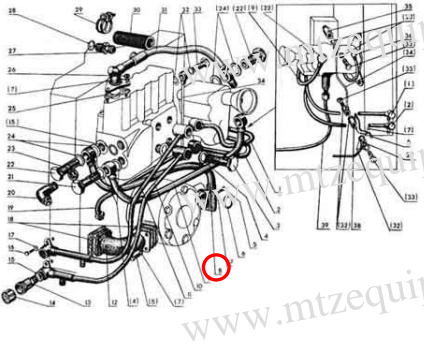

To order: Call 1-855-2GO-4MTZ x222 (1-855-246-4689 x222) Fax: 1-647-933-9066 Email: spares@mtzequipment.com

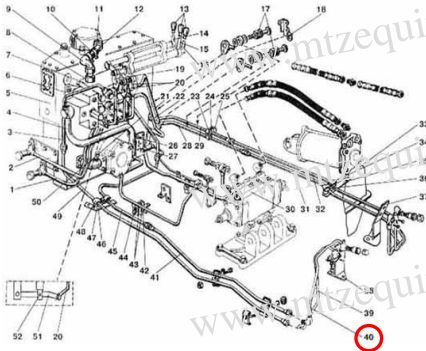

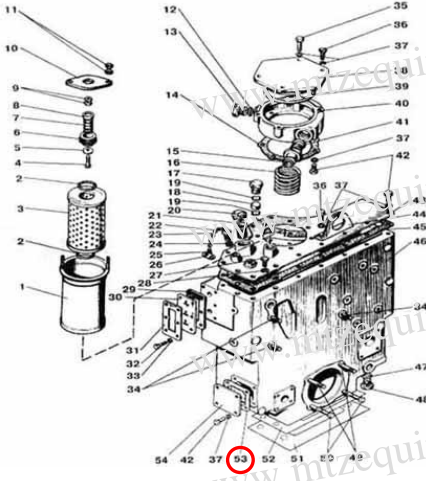

No.	Part# Short	Part# Long	Description	Weight, Kg	Price	Part number on the diagram	Diagram	Part Image
1571	704604034	70-4604034	Pump drive Shaft	0.970	80.25	#3		
1572	704604037	70-4604037	Gasket	0.010	3.45	#20		

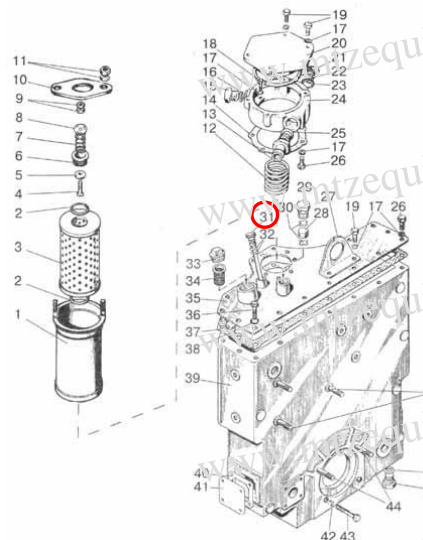

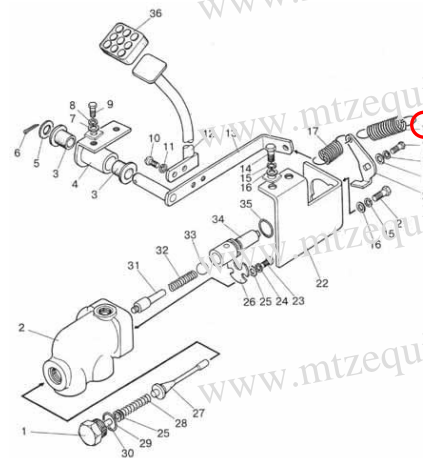



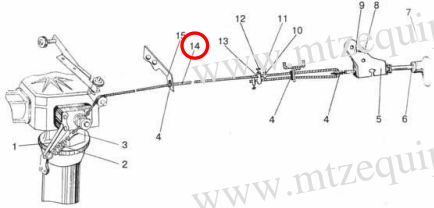

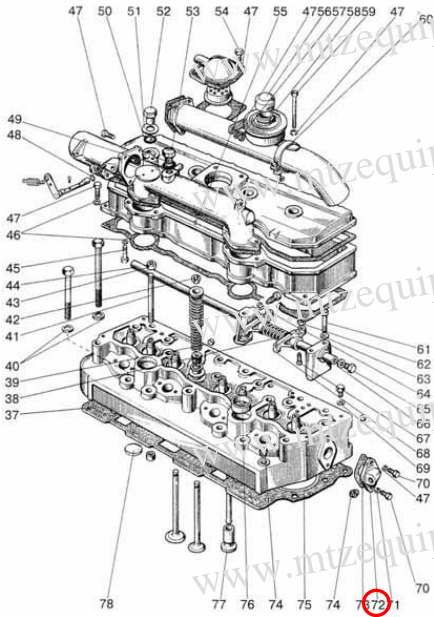

No.	Part# Short	Part# Long	Description	Weight, Kg	Price	Part number on the diagram	Diagram	Part Image
1573	70460504701	70-4605047-01	Bush D=35x29mm, h=6mm	0.020	5.90	#79	<p>Diagram showing an exploded view of a tractor linkage assembly. Part #79 is circled in red. A smaller inset diagram at the bottom right shows a similar assembly for tractors without a power regulator, with part #79 also circled in red.</p>	<p>Photograph showing two metal bushings, one with a hole. A yellow ruler is placed below them for scale, showing they are approximately 35mm in diameter and 6mm thick.</p>
1574	704605048A	70-4605048-A	Eye bolt D=24mm	0.360	28.53	#89	<p>Diagram showing an exploded view of a tractor linkage assembly. Part #89 is circled in red. A smaller inset diagram at the bottom right shows a similar assembly for tractors without a power regulator, with part #89 also circled in red.</p>	<p>Photograph showing a metal eye bolt with a diameter of 24mm. A yellow ruler is placed below it for scale, showing the diameter is approximately 24mm.</p>
1575	704605048A in kit	70-4605048-A_ in_kit	Part of 50-4605030-A3	-	-			
1576	70460505001	70-4605050-01	R-h arm		183.06			



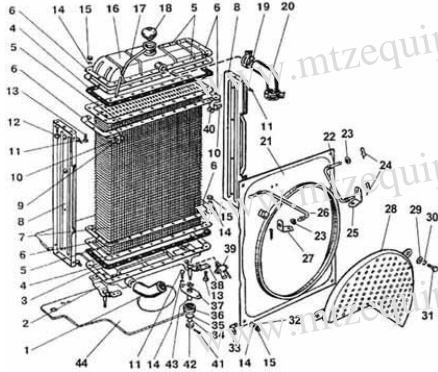

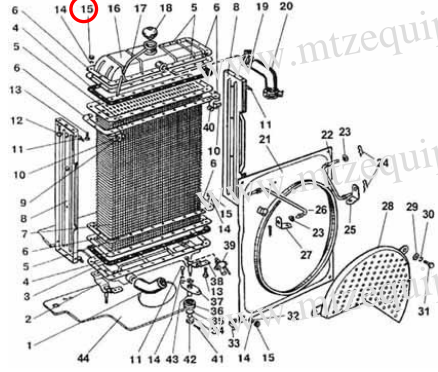

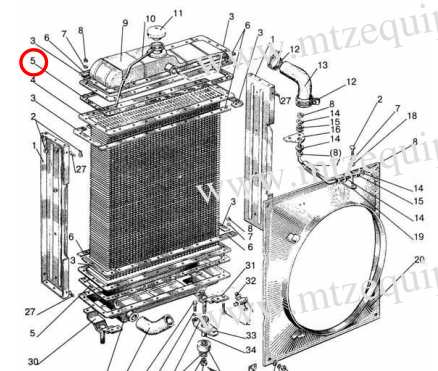

No.	Part# Short	Part# Long	Description	Weight, Kg	Price	Part number on the diagram	Diagram	Part Image
1577	70460505001 inkit	70-4605050-01_ in_kit	Part of 50-4605030-A3		-			
1578	704605100	70-4605100	Drop link fork, L=min 200mm	2.750	97.08	#48		
1579	704605308B	70-4605308-B	Bushing	-	4.05			
1580	704605316	70-4605316	Nut 302467431	0.070	7.43			
1581	704605330B	70-4605330-B	Clevis, assy/Shackle	3.500	105.35			
1582	704607075A	70-4607075-A	Pipe MTZ-80 (L=375mm)	1.040	65.25	#8		
1583	704607096	70-4607096	Branch Pipe/Elbow		34.65			

No.	Part# Short	Part# Long	Description	Weight, Kg	Price	Part number on the diagram	Diagram	Part Image
1584	704607400B	70-4607400-B	Pipe line	0.490	71.07	#40		
1585	704608033	70-4608033	Gasket	0.010	2.22	#53		

No.	Part# Short	Part# Long	Description	Weight, Kg	Price	Part number on the diagram	Diagram	Part Image
1586	704608065A	70-4608065-A	Oil gauge/Dipstick	0.080	6.05	#31		
1587	704608072	70-4608072	Plate		80.01			
1588	704802062	70-4802062	Connecting hose	0.030	2.22			
1589	704803019	70-4803019	Spring (302508030)	0.020	6.66	#18		

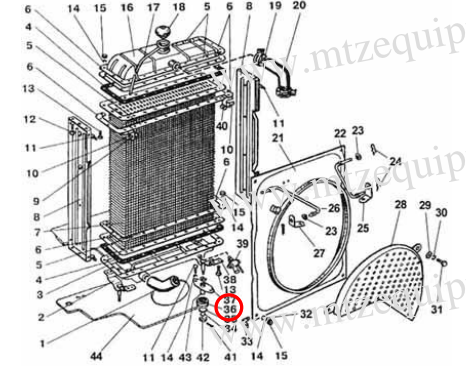

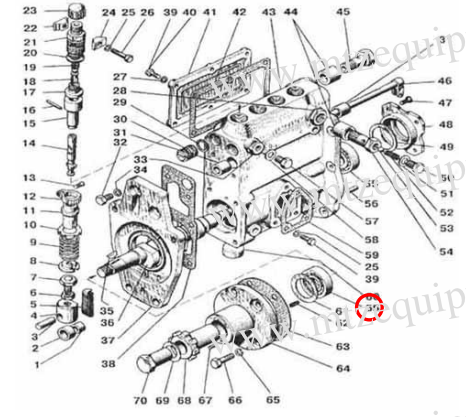

No.	Part# Short	Part# Long	Description	Weight, Kg	Price	Part number on the diagram	Diagram	Part Image
1590	704803050	70-4803050	Cable 78'' D/I control	0.030	15.99	#14		
1591	706708047A	706708047A	Use 80-6708202		-			
1592	708115022A	70-8115022-A	Pipe connector		33.12	#72		

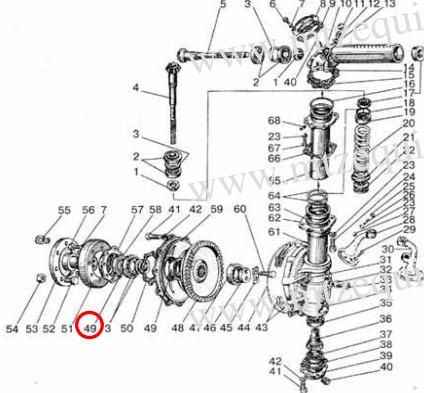

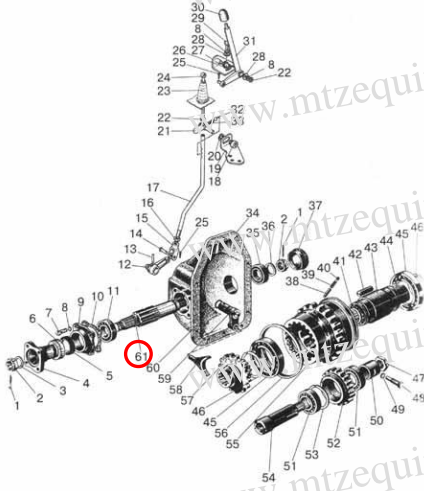



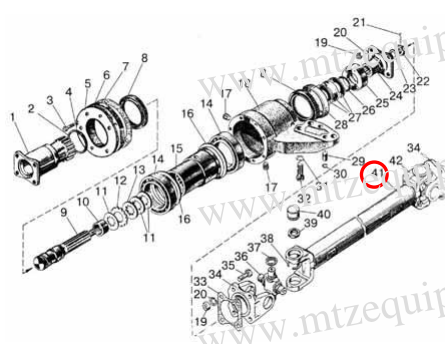

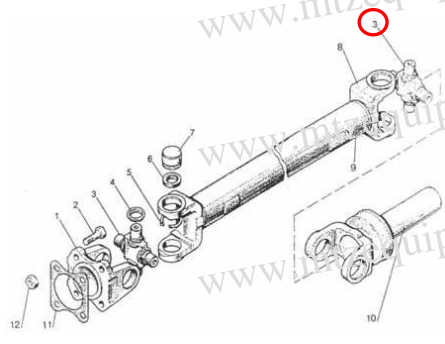

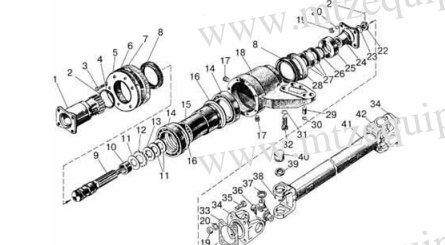

No.	Part# Short	Part# Long	Description	Weight, Kg	Price	Part number on the diagram	Diagram	Part Image
1593	70U1301010	70U.13.01.010	Water radiator MTZ 820/920/952... with brass core and brass tanks (70U.13.01.010)		819.86	#0		
1594	70U1301055A7	70U-1301055-A7	Brass (metal) upper tank of water radiator	1.690	172.35	#16		
1595	70U1301169	70U-1301169	Gasket of water radiator tank	0.052	14.31	#5		

To order: Call 1-855-2GO-4MTZ x222 (1-855-246-4689 x222) Fax: 1-647-933-9066 Email: spares@mtzequipment.com

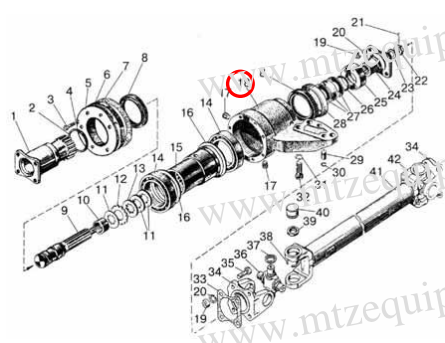

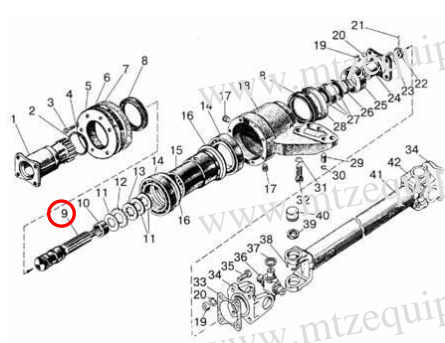

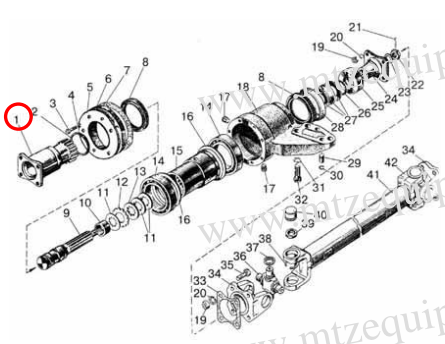



No.	Part# Short	Part# Long	Description	Weight, Kg	Price	Part number on the diagram	Diagram	Part Image
1596	70U1302018	70U-1302018	Shock	0.056	8.96	#36		
1597	7153780	7153780	Pinion Drive, USE 7157991		147.57			
1598	7154720	7154720	Solenoid		106.26			
1599	7155632	7155632	Solenoid Assembled for 9142780		106.26			
1600	7157991	7157991	Pinion drive					
1601	7204A	7204A	Use 204A		-			
1602	7204K1	7204K1	Bearing (7204A; 30204)	0.140	22.41	#55		

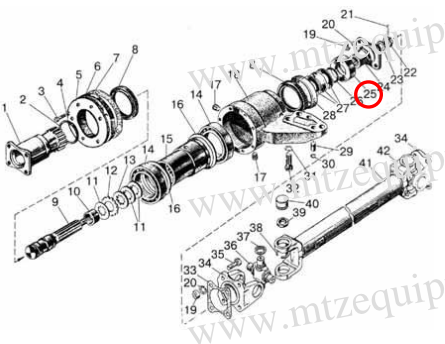

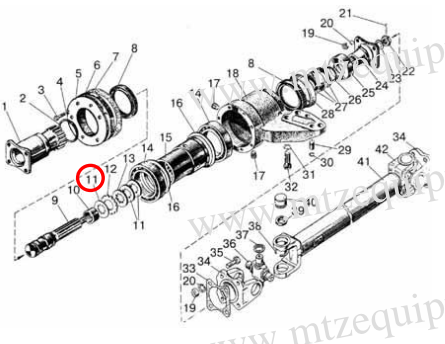

No.	Part# Short	Part# Long	Description	Weight, Kg	Price	Part number on the diagram	Diagram	Part Image
1603	7212A	7212A	Bearing (30212; 263212A)	0.931	43.53	#49		
1604	7212N	7212N	Use 7212A		-			
1605	721802063	72-1802063	Shaft slip clutch	1.324	120.33	#61		

No.	Part# Short	Part# Long	Description	Weight, Kg	Price	Part number on the diagram	Diagram	Part Image
1606	722203010A2	72-2203010-A2	Cardan shaft MTZ-820/952	5.820	282.51	#41		
1607	722203010A3	72-2203010-A3	Use 72-2203010-A2	5.595	-			
1608	722203011	72-2203011	Bolt	0.100	3.75			
1609	722203023	72-2203023	Use 469-2201023		-			
1610	722203025RN	72-2203025RN	Spider with U-Joint bearing (VK69- 22010025-A)	0.610	59.13	#3		
1611	722209010A	72-2209010-A	Cardan Box/Clutch Intermediate/ Intermediate bearing assy	18.080	533.43	#0		

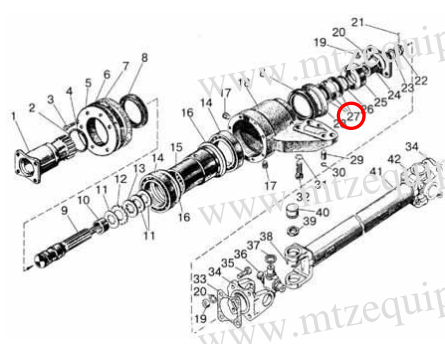

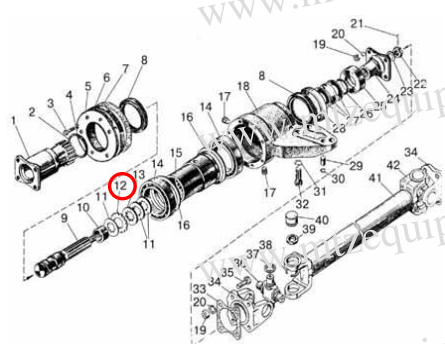

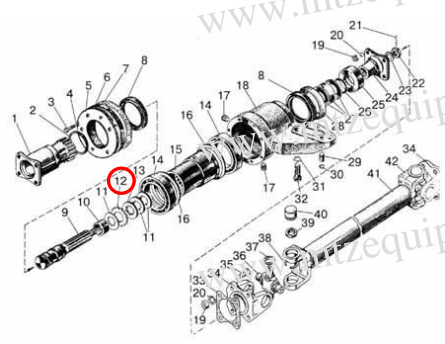

To order: Call 1-855-2GO-4MTZ x222 (1-855-246-4689 x222) Fax: 1-647-933-9066 Email: spares@mtzequipment.com

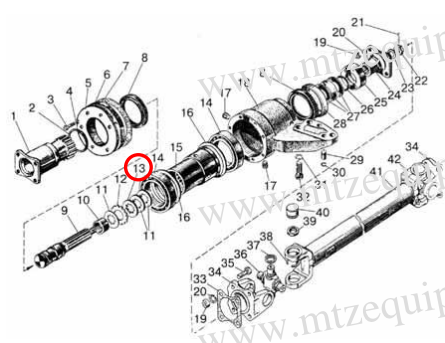

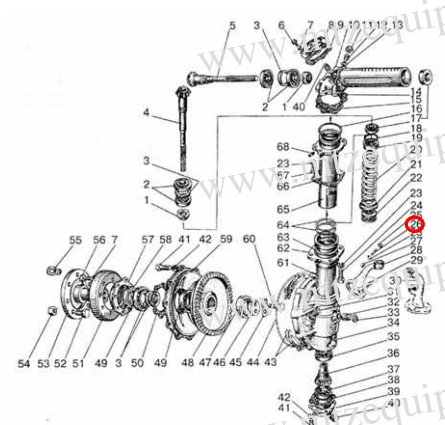

No.	Part# Short	Part# Long	Description	Weight, Kg	Price	Part number on the diagram	Diagram	Part Image
1612	722209011	72-2209011	Housing – intermediate bearing, Support/Bracket	6.100	194.08	#18		
1613	722209013	72-2209013	Shaft slip clutch	1.450	105.50	#9		
1614	722209014	72-2209014	Flange slip clutch splined	1.330	99.23	#1		



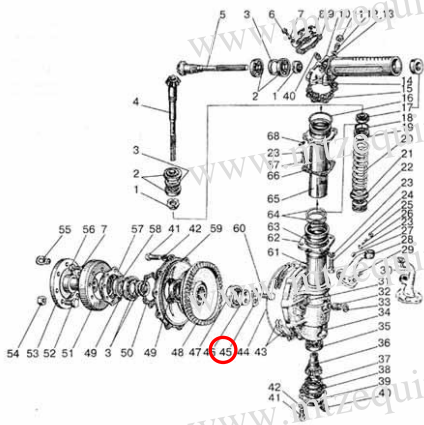

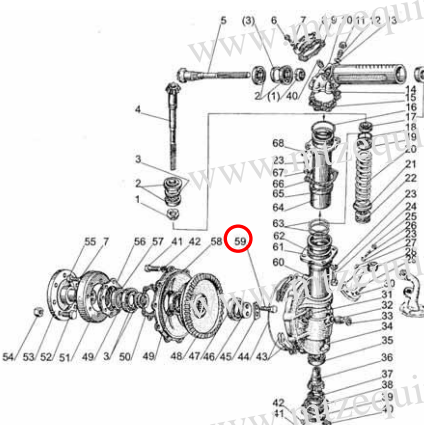

No.	Part# Short	Part# Long	Description	Weight, Kg	Price	Part number on the diagram	Diagram	Part Image
1615	722209016B	72-2209016-B	Washer	0.340	22.41	#25		
1616	722209018	72-2209018	Ring/holder (d=81mm; D=112 mm)	0.060	8.42			
1617	722209018inkit	72-2209018_in_kit	Part of 72-2209010-A	-	-			
1618	722209019	72-2209019	Friction disk 3mm	0.030	3.29	#11		

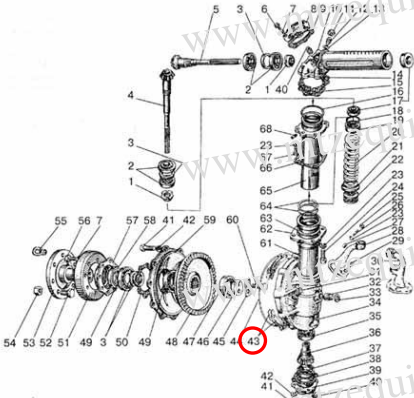

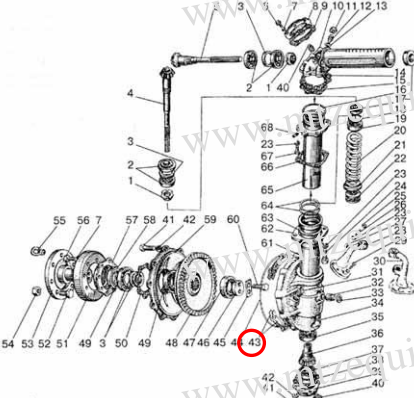



No.	Part# Short	Part# Long	Description	Weight, Kg	Price	Part number on the diagram	Diagram	Part Image
1619	722209021	72-2209021	Disc spring	0.030	3.29	#27		
1620	722209023	72-2209023	Gasket MTZ 920	0.013	3.60			
1621	722209025	72-2209025	Friction disk with facing, 3mm	0.026	4.81	#12		
1622	722209026	72-2209026	Friction disk w/o facing, with lining (h=1.5mm)	0.015	3.29	#12		

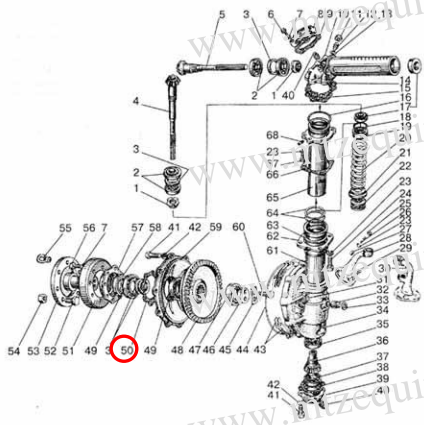

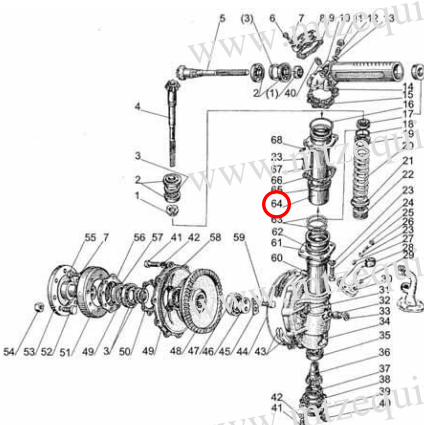

No.	Part# Short	Part# Long	Description	Weight, Kg	Price	Part number on the diagram	Diagram	Part Image
1623	722209027	72-2209027	Friction disk 1,6mm	0.015	3.29	#13		
1624	722210030	72-2210030	Clip/Guard for MTZ 82		7.43			
1625	722308004	72-2308004	Stud	0.040	7.11	#26		
1626	722308005	72-2308005	Final steering drive/arm l-h 5 bolt	103.00	1 980.81			

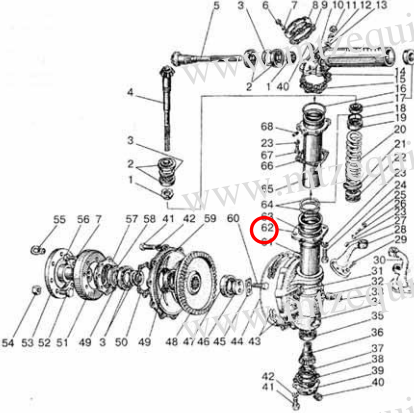

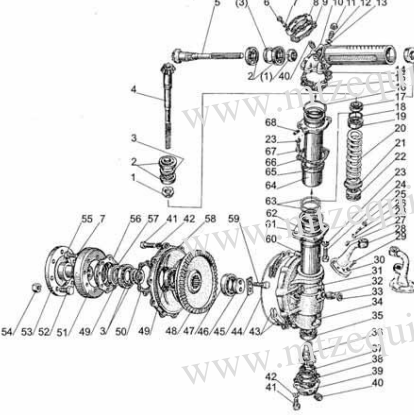
No.	Part# Short	Part# Long	Description	Weight, Kg	Price	Part number on the diagram	Diagram	Part Image
1627	72230800508	72-2308005-08	Left hand 8 bolt	106.000	1 980.81	#0		
1628	722308009	72-2308009	Bushing For MTZ 82		7.64			
1629	722308010	72-2308010	Final drive right hand 5-bolt	101.000	1 980.81			
1630	72230801007	72-2308010-07	Right hand 8-bolt final drive	102.160	1 980.81			
1631	722308011	72-2308011	Screw	-	4.98	#68	 	

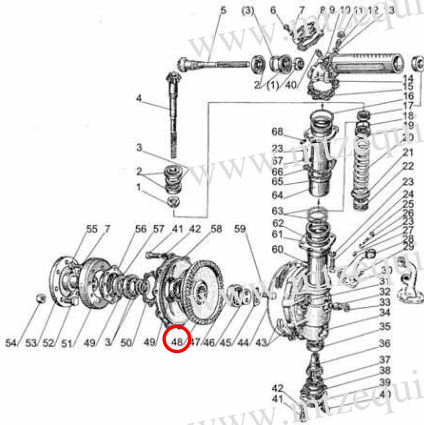

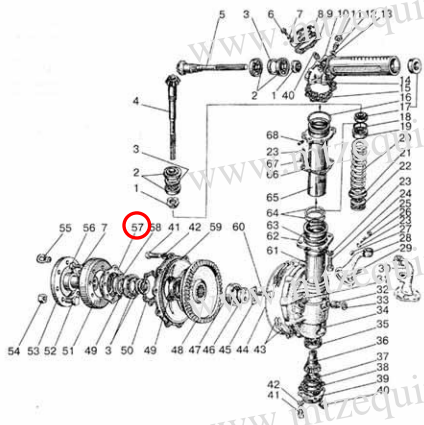

No.	Part# Short	Part# Long	Description	Weight, Kg	Price	Part number on the diagram	Diagram	Part Image
1632	722308013	72-2308013	Check plate	0.010	2.84	#45		
1633	722308018	72-2308018	Bolt M12x1.25; S=19; L=30mm	0.040	5.58	#59		

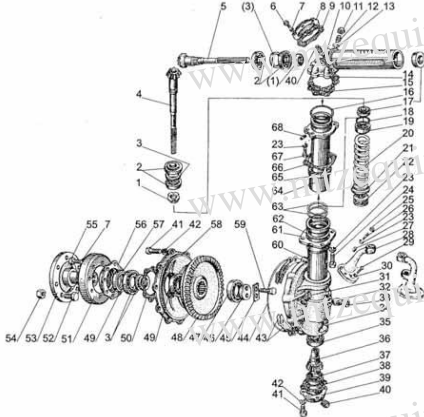

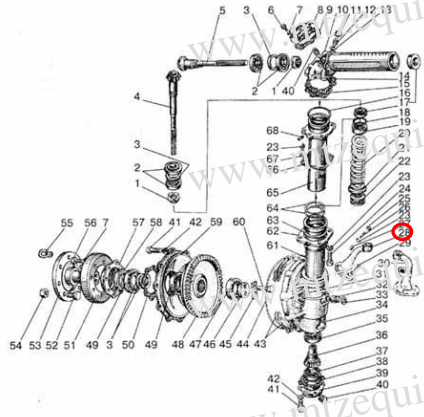

No.	Part# Short	Part# Long	Description	Weight, Kg	Price	Part number on the diagram	Diagram	Part Image
1634	722308021B	72-2308021-B	Adjusting shim B=0.5mm	0.020	2.99	#43		
1635	722308021B01	72-2308021-B-01	Adjusting shim B=0.8mm	0.040	3.14	#43		

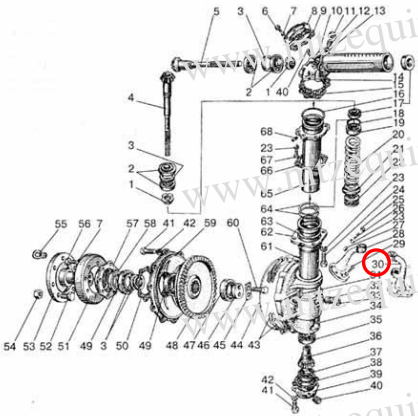

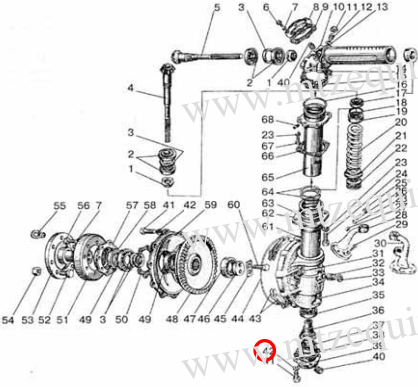



No.	Part# Short	Part# Long	Description	Weight, Kg	Price	Part number on the diagram	Diagram	Part Image
1636	722308023B	72-2308023-B	Gasket	0.010	2.99	#50		
1637	722308030A	72-2308030-A	Pivot pipe (52-2308040)	7.350	277.77	#64		
1638	72230804001	72230804001	Use 72-2308030-A		-			

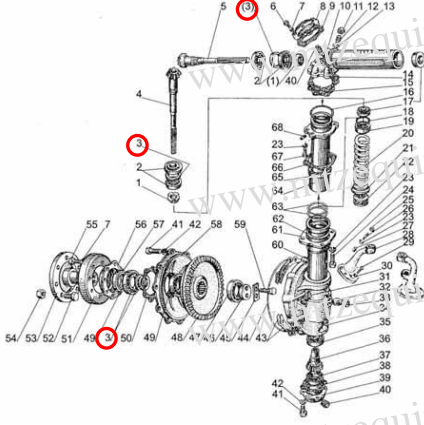

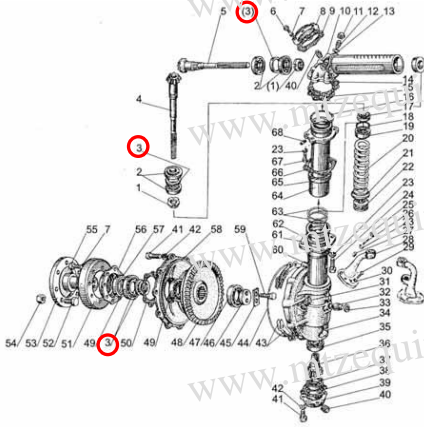
No.	Part# Short	Part# Long	Description	Weight, Kg	Price	Part number on the diagram	Diagram	Part Image
1639	722308044	72-2308044	Teflon ring/Washer (H=3mm)	0.010	-	#62		
1640	722308050	72-2308050	5 bolt assembly	33.740	992.75	#0		


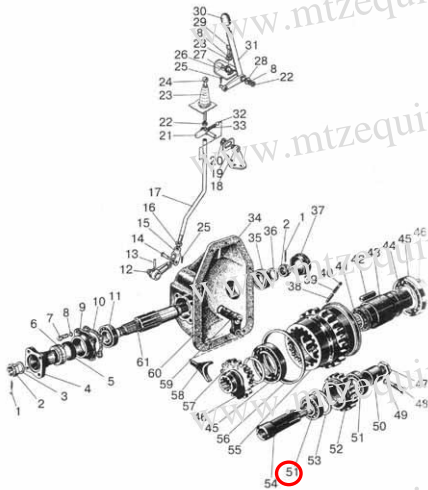

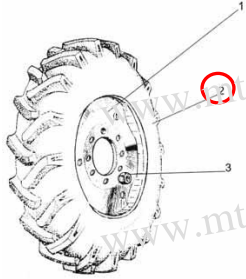

No.	Part# Short	Part# Long	Description	Weight, Kg	Price	Part number on the diagram	Diagram	Part Image
1641	722308062	72-2308062	Gear wheel, z=58	9.050	239.99	#48		
1642	722308066B	72-2308066-B	Gland housing (5 holes)	0.830	95.55	#57		



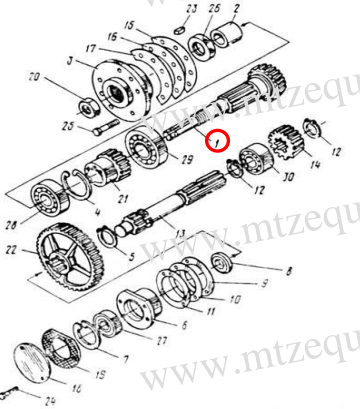

No.	Part# Short	Part# Long	Description	Weight, Kg	Price	Part number on the diagram	Diagram	Part Image
1643	722308070	72-2308070	5 bolt hub with bolts/flange of driving wheel asse	7.820		#0		
1644	722308074	72-2308074	Lever, R-h	3.850	104.73	#28		

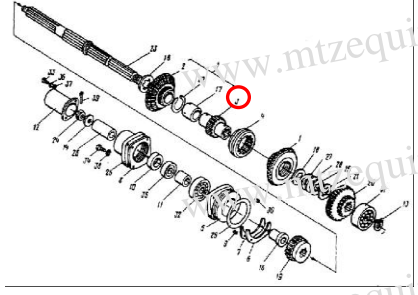

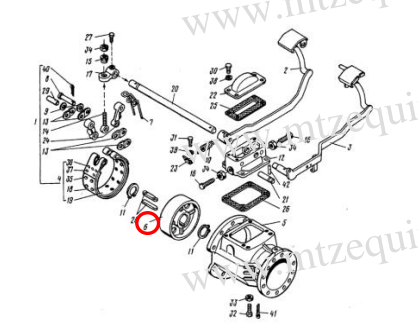

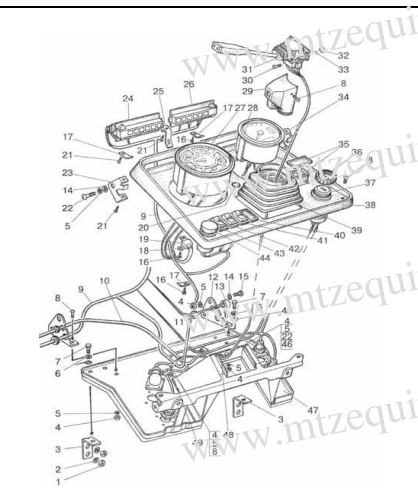

No.	Part# Short	Part# Long	Description	Weight, Kg	Price	Part number on the diagram	Diagram	Part Image
1645	72230807501	72-2308075-01	Lever	3.800	116.97	#30		
1646	722308098A	72-2308098-A	Washer (d=43mm; D=84.5mm; S=4mm)	0.138	30.53	#42		
1647	722308098A1	72-2308098A1	Use 72-2308098-A		30.60			

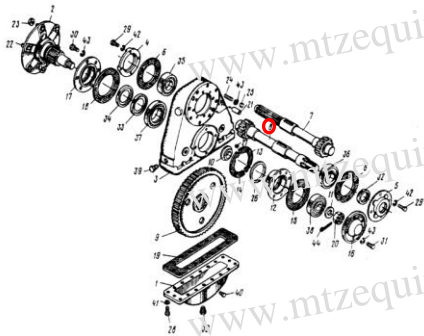

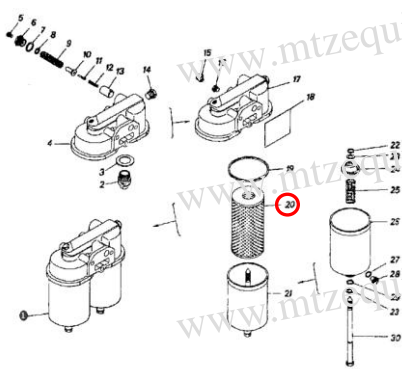




No.	Part# Short	Part# Long	Description	Weight, Kg	Price	Part number on the diagram	Diagram	Part Image
1648	72230812106	72-230812106	Shim/ ring V-6.70mm		7.57	#3		
1649	72230812107	72-230812107	Shim / ring V-6.85mm		7.57	#3		
1650	723101030	723101030	Use W9*20-3101020		-			
1651	73033716	7303,3716	Rear light (F-401; FP133A; 131-3716010-B)	0.385	60.97			

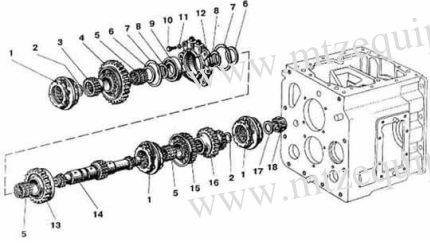
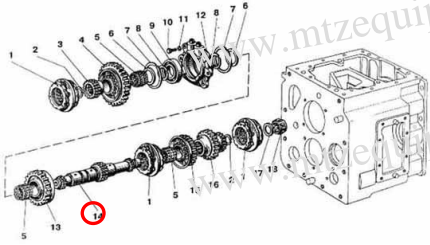

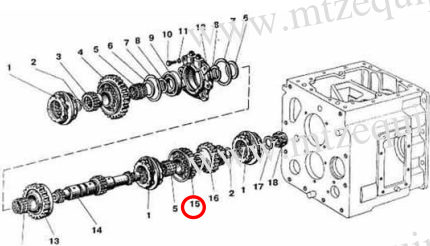

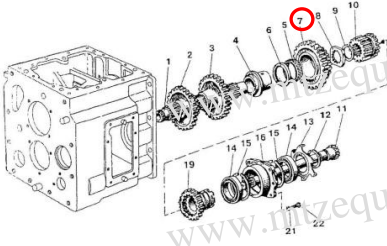

No.	Part# Short	Part# Long	Description	Weight, Kg	Price	Part number on the diagram	Diagram	Part Image
1652	7305	7305	Bearing (30305)	0.270	19.82			
1653	7306	7306	Bearing 7306K (7306A; 30306)	0.443	24.87	#51		
1654	733325	733325	Tire tube 4WD (D=995; d=510; H=330) 13.6-20/8TT Model BEL-17 TU RB	49.000	546.60	#2		

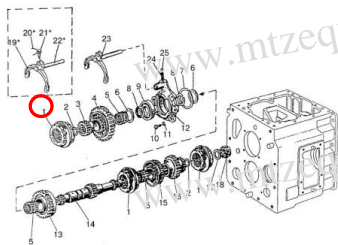

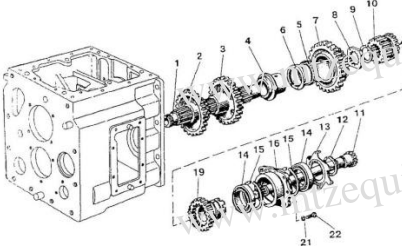

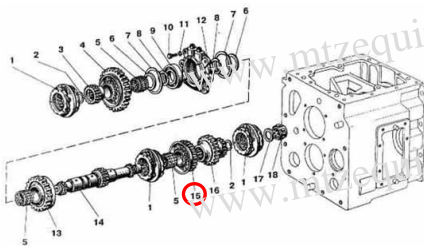

No.	Part# Short	Part# Long	Description	Weight, Kg	Price	Part number on the diagram	Diagram	Part Image
1655	733747	73.3747	Use 3747.075		-			
1656	734108	7-34-108	Bolt (WB-M16x70)	0.134	6.05	#9		
1657	736111	736111	Tire 360/70R24TT Model BEL-89 TU RB 700016217.178-	75.000	645.12			
1658	736112	736112	Tire 16.9R90 (420/70R24) MOD. BEL-90 TU	100.000	1 169.91			
1659	7371021	7.37.102-1	Input shaft	1.745	128.45	#1		

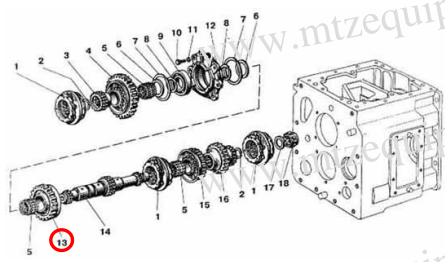

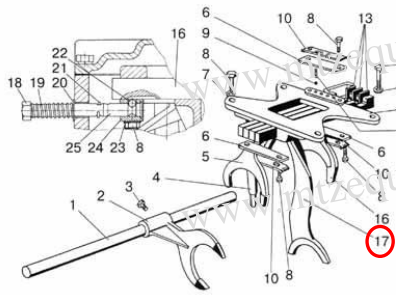

No.	Part# Short	Part# Long	Description	Weight, Kg	Price	Part number on the diagram	Diagram	Part Image
1660	737110	7.37.110	Bush	1.050	86.37	#9		
1661	738103	7.38.103	Brake drum/pulley T25	2.630	95.55	#6		
1662	738374730	738.3747-30	Relay 50A 12V, Use 3747.265			#0		

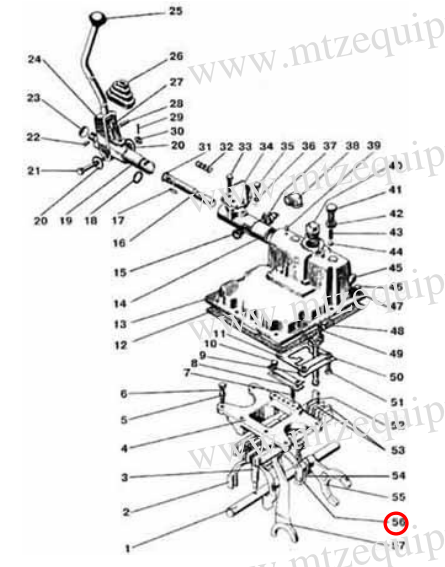

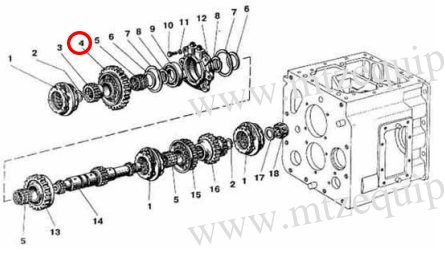

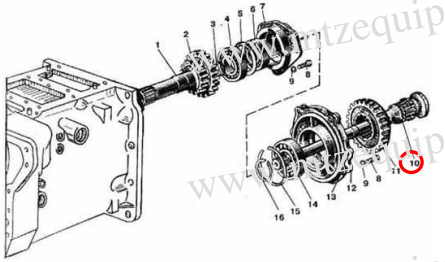

No.	Part# Short	Part# Long	Description	Weight, Kg	Price	Part number on the diagram	Diagram	Part Image
1663	739106	7.39.106	Gear, R-h	6.130	285.27	#8		
1664	740101204010	740-1012040-10	Oil filtering element instead of centrifugal filters for new style engine (D-144, H=204, D=100, d=39mm)	0.304	13.70	#20		
1665	74023708000	7402,3708	Starter 24 Volt 5.2kW	20.100	426.03			

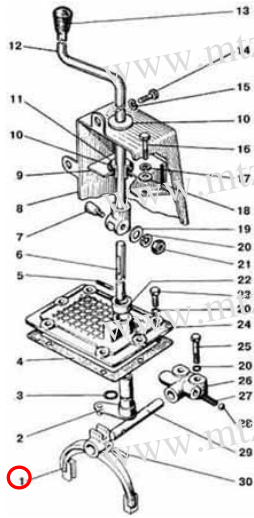

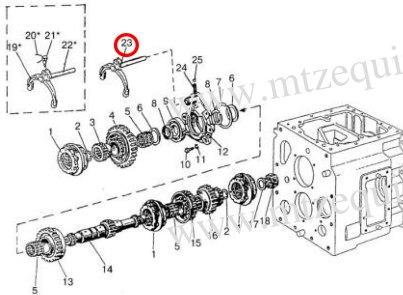



No.	Part# Short	Part# Long	Description	Weight, Kg	Price	Part number on the diagram	Diagram	Part Image
1666	741701030	74-1701030	Shaft assy	16.394		#0		
1667	741701032	74-1701032	Shaft 302170227	4.350	524.25	#14		
1668	741701045	74-1701045	Gear wheel (302170333)	2.060	211.83	#16		
1669	741701056B	74-1701056-B	Gear	-	252.23	#7		

No.	Part# Short	Part# Long	Description	Weight, Kg	Price	Part number on the diagram	Diagram	Part Image
1670	741701060A	74-1701060-A	Synchronizer	3.530	432.15	#1		
1671	741701070	74-1701070	Gear	4.800	285.27	#0		
1672	741701100	74-1701100	Gear wheel, z=24 (302170805)	1.490	282.21	#15		

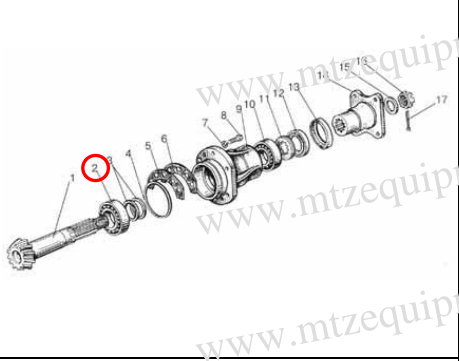

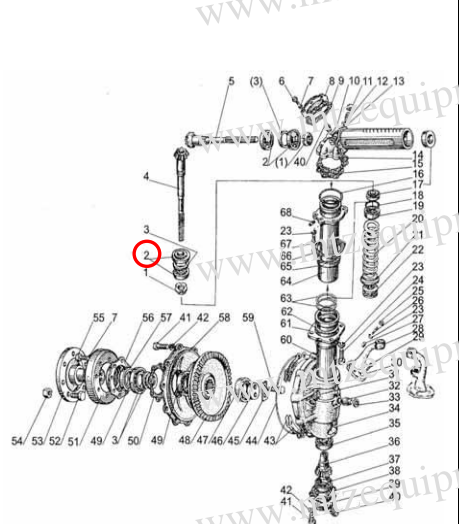

No.	Part# Short	Part# Long	Description	Weight, Kg	Price	Part number on the diagram	Diagram	Part Image
1673	741701110	74-1701110	Gear wheel, z=27 (302170810)	1.770	282.21	#13		
1674	741702040B	74-1702040B	Stop bar		36.18			
1675	741702086	74-1702086	1 <sup>st</sup> speed and reverse shift fork (50-1702086)	1.250	89.73	#17		


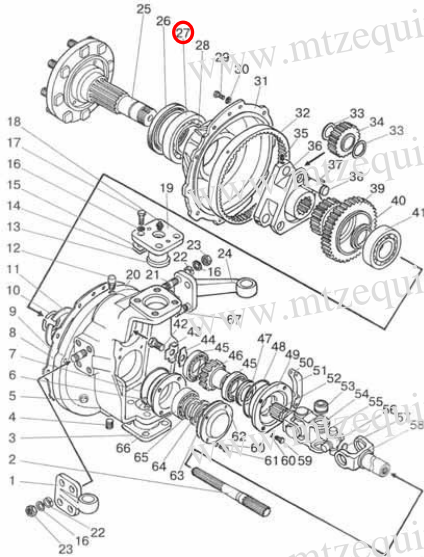

No.	Part# Short	Part# Long	Description	Weight, Kg	Price	Part number on the diagram	Diagram	Part Image
1676	741702116	74-1702116	4 <sup>th</sup> and 5 <sup>th</sup> speed shift fork	1.320	236.61	#56		
1677	741721080	74-1721080	GEAR wheel, z=34 (for dropping reduction)	2.590	343.41	#4		
1678	741721113	74-1721113	Shaft, 28 spline	5.000	437.04	#10		

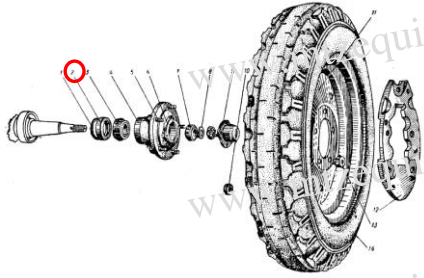

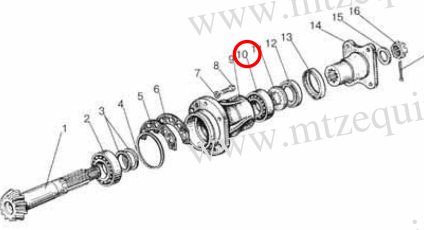

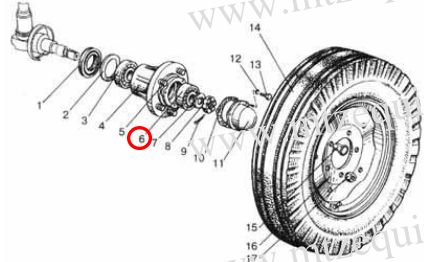

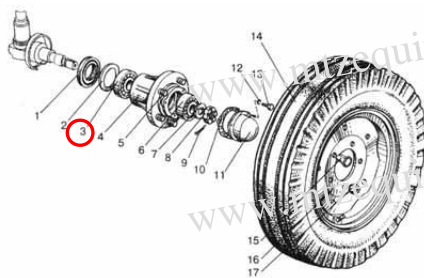

No.	Part# Short	Part# Long	Description	Weight, Kg	Price	Part number on the diagram	Diagram	Part Image
1679	741723020B	74-1723020-B	Fork with shaft assembly (74-1723043+ 74-1723044B +pin) L=118mm	0.790	172.35	#1		
1680	741723020B01	74-1723020-B-01	Fork with shaft assembly (74-1723043+ 74-1723044B+ pin)	0.850	172.35	#23		
1681	741723030	74-1723030	Reducer cover	3.000	104.73			

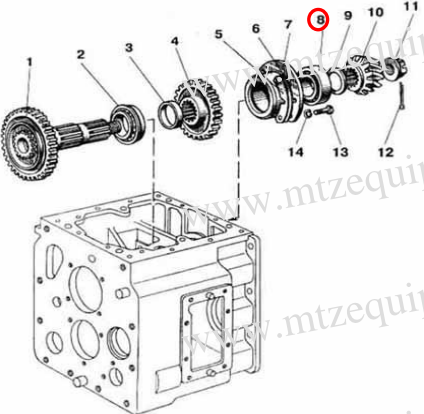

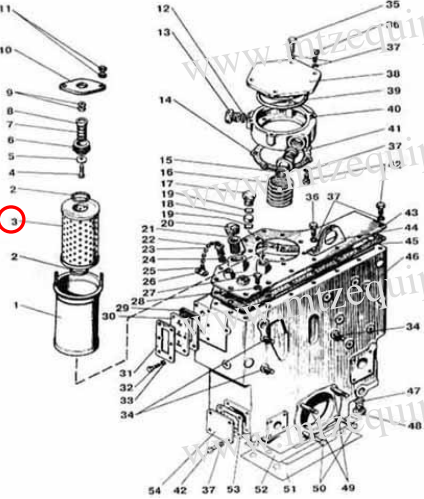



No.	Part# Short	Part# Long	Description	Weight, Kg	Price	Part number on the diagram	Diagram	Part Image
1682	741723043	74-1723043	Fork var w/pin (width 165mm)	0.600	151.25	#1		
1683	741723043InKit	74-1723043_In_Kit	Part of 74-1723020-B-01					
1684	741723044B	74-1723044-B	Shuttle shaft 118mm	0.180	43.83			
1685	741723044B	74-1723044-B	Shuttle shaft 5 7/8 long		43.83			
1686	741723044B1	74-1723044-B1	Shaft 148 MM	0.180	43.83			
1687	741723044B1inkit	74-1723044-B1_in_kit	Part of 74-1723020-B-01					
1688	741723140	74-1723140	Lever	0.320	49.65			
1689	743708000	74,3708	Starter 12 Volt for 500 series	16.000	426.03			

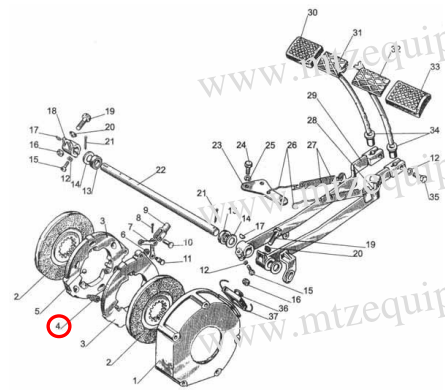

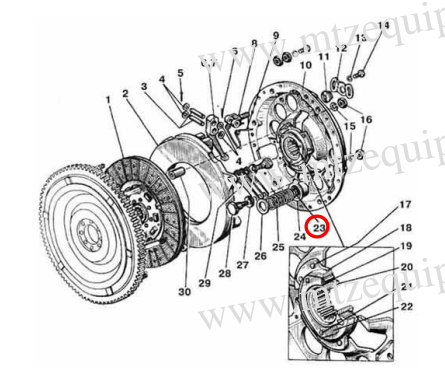

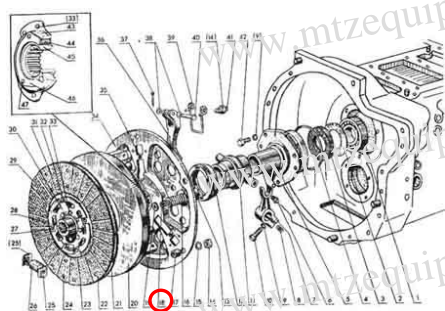

No.	Part# Short	Part# Long	Description	Weight, Kg	Price	Part number on the diagram	Diagram	Part Image
1690	7506A	7506A	Bering (32206)	0.290	30.23	#2		
1691	7506NU	7506 NU	Use 7506A	-	-			
1692	7507A	7507A	Bearing	0.449	25.17	#2		
1693	7509A	7509A	Bearing 7509A GOST 27365-87	0.590	34.35			

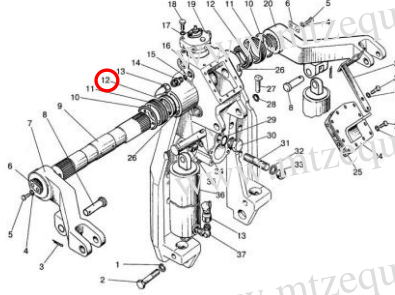

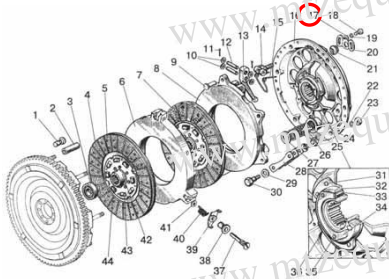

No.	Part# Short	Part# Long	Description	Weight, Kg	Price	Part number on the diagram	Diagram	Part Image
1694	7512	7512	Bearing (32212)	1.150	58.68			
1695	7514A	7514A	Bearing 7514A GOST 27365-87	1.000	104.73	#27		
1696	751701335	75-1701335	Shaft	3.890	248.55			
1697	7520	7520	Use 6-7520		-			

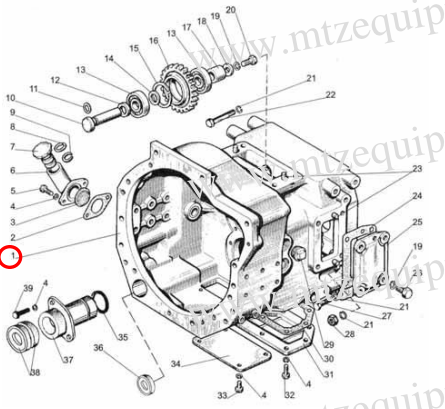

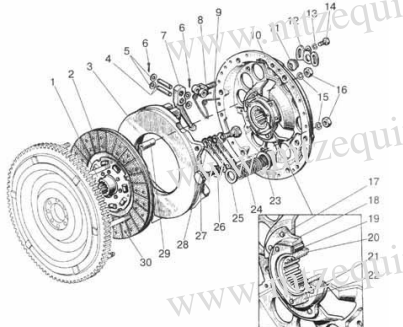

No.	Part# Short	Part# Long	Description	Weight, Kg	Price	Part number on the diagram	Diagram	Part Image
1698	7606A	7606A	Bearing (32306)	0.560	34.35	#2		
1699	7607A	7607A	Bearing	0.758	58.07	#10		
1700	7608A1	7608A1	Bearing (32308)		61.13	#6		
1701	7609KU	7609KU	Bearing	1.328	83.61	#3		

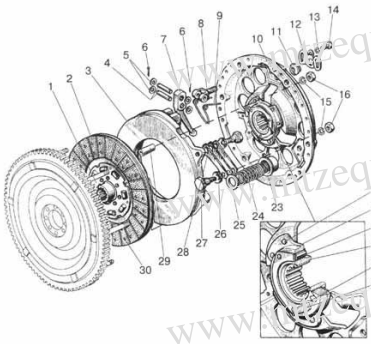

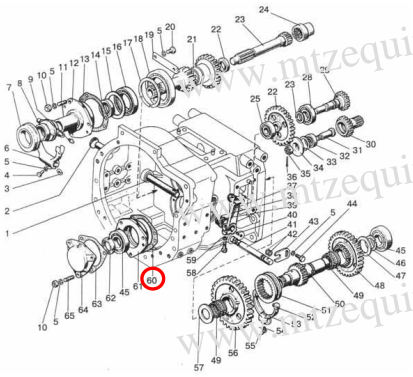

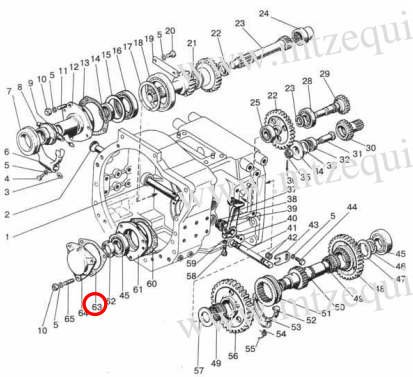

No.	Part# Short	Part# Long	Description	Weight, Kg	Price	Part number on the diagram	Diagram	Part Image
1702	7609KUDuplicate	7609KU_Duplicate	Use 7609KU		-			
1703	7610A	7610-A	Bearing (32310)			#8		
1704	7610000000	761-00-00-000	Hydraulic oil filter element (635-1-06; FEG3-25) D=95 d=43 h=200mm	0.650	13.54	#3		



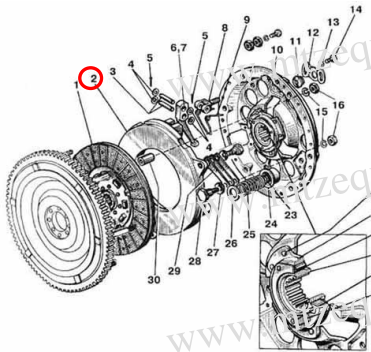

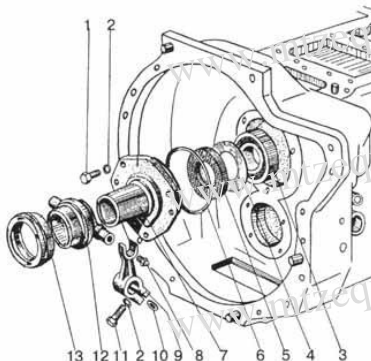

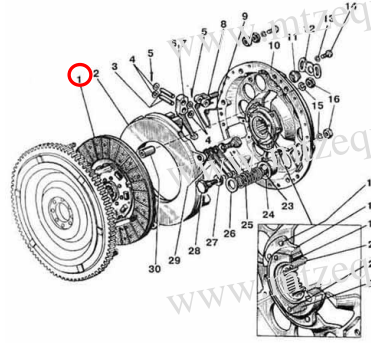

No.	Part# Short	Part# Long	Description	Weight, Kg	Price	Part number on the diagram	Diagram	Part Image
1705	7738163	77.38.163	Spring of brake discs (5 coil)	0.013	2.22	#4		
1706	77551211	77.55.121.1	Clutch Spring		5.28	#23		
1707	7755230	77.55.230	Inner Spring		3.30	#18		

No.	Part# Short	Part# Long	Description	Weight, Kg	Price	Part number on the diagram	Diagram	Part Image
1708	776159	776159	Collar (babsl 60-72-7) (simrit 7)	0.023	8.96	#12		
1709	786503	786503	Use F-202	0.470	-			
1710	801019	8.01.019	Washer, used with 40-4607032	0.002		#17		
1711	801101510	80-1101510	Plastic Tank L/H MTZ-8XX/9XX/ 10XX; total 130L/34.3	5.400	273.33			
1712	801101520	80-1101520	Plastic Tank R/H MTZ- 8XX/9XX/10XX; total 130L/34.3	7.800	258.03			
1713	801108028	80-1108028	Washer for MTZ 82		4.05			
1714	801108178	80-1108178	Friction washer	0.010	4.05			
1715	801108630A01	80-1108630-A-01	Cable	0.350	19.67			

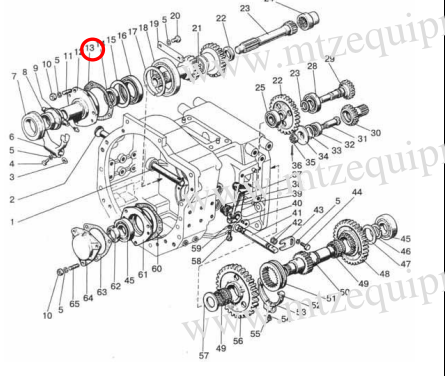

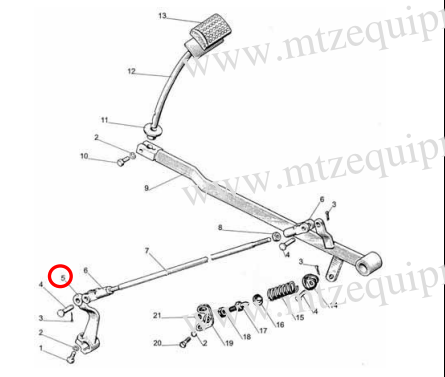

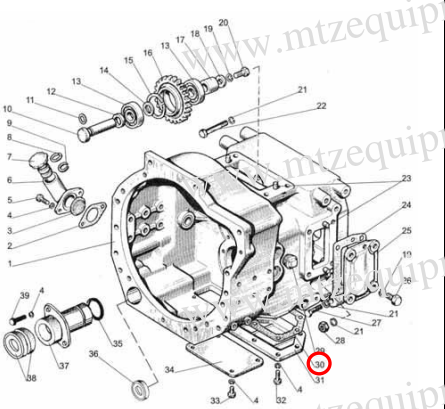

No.	Part# Short	Part# Long	Description	Weight, Kg	Price	Part number on the diagram	Diagram	Part Image
1716	801108630A02	80-1108630-A-02	Cable	0.300	21.20			
1717	801205015A	80-1205015-A	Use 60-1205015-01		-			
1718	801601015	80-1601015	Clutch housing 1220/1221	138.000	2 157.68	#1		
1719	801601061	80-1601061	Coupler/ Bushing	0.410	71.47			
1720	801601090	80-1601090	Pressure Plate Assy/ Clutch Disc D=340mm, new MTZ- 820,920,..	20.000	363.60	#0		

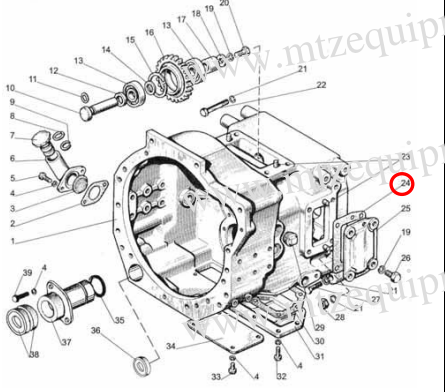

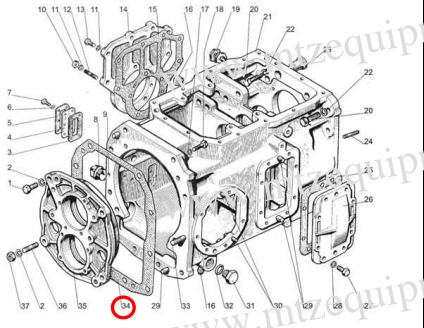

No.	Part# Short	Part# Long	Description	Weight, Kg	Price	Part number on the diagram	Diagram	Part Image
1721	801601090A	80-1601090-A	Pressure plate assy turbo/ clutch disc	20.000	368.19	#0		
1722	801601091	80-1601091	Fasket of clutch housing sleeve	0.005	-	#60		
1723	801601092	80-1601092	Gasket of clutch housing sleeve cover	0.006	7.28	#63		

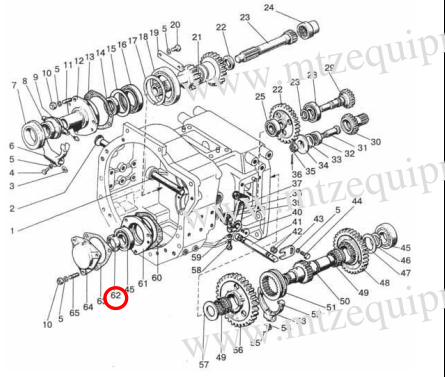

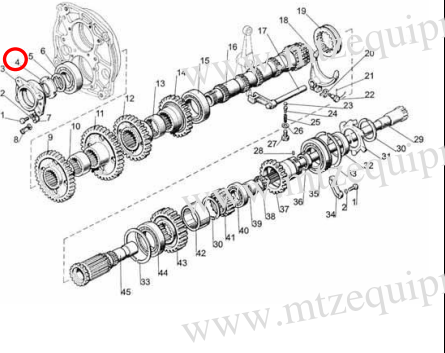


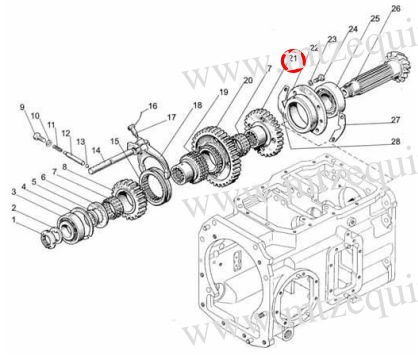

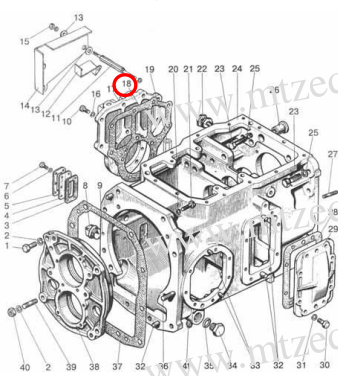

No.	Part# Short	Part# Long	Description	Weight, Kg	Price	Part number on the diagram	Diagram	Part Image
1724	801601093	80-1601093	Pressure disk 340mm MTZ- 820/920/952	11.000	129.51	#2		
1725	801601099	80-1601099	Bracket (Plate, S=3mm)	0.050		#0		
1726	801601130A	80-1601130-A	Driven disk 340mm with carbolic facing, 2 rivets d=8mm	4.080	181.85	#1		

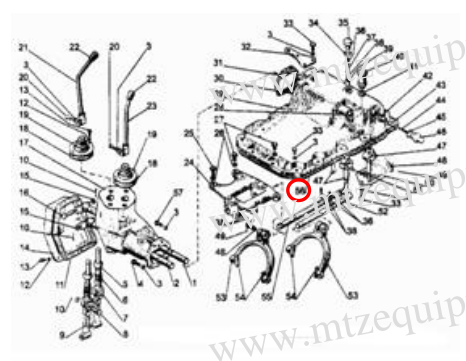
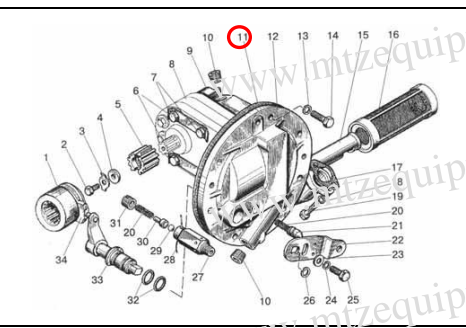

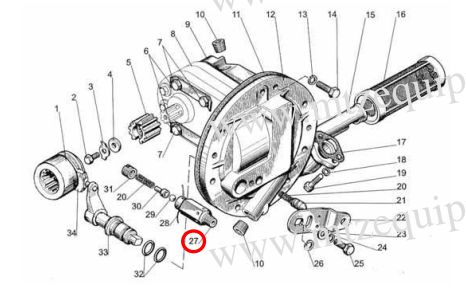



No.	Part# Short	Part# Long	Description	Weight, Kg	Price	Part number on the diagram	Diagram	Part Image
1727	801601173	80-1601173	Gasket of release lever bracket	0.005		#13		
1728	801601219B	80-1601219-B	Lever w/o transm brake tab	0.500	53.01	#5		
1729	801601314	80-1601314	Gasket of lower cover of clutch housing	0.010	-	#30		

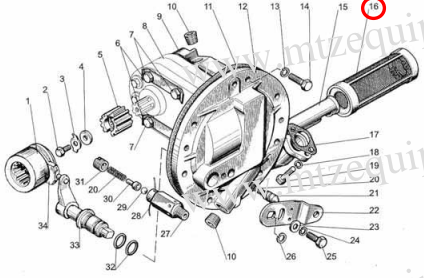

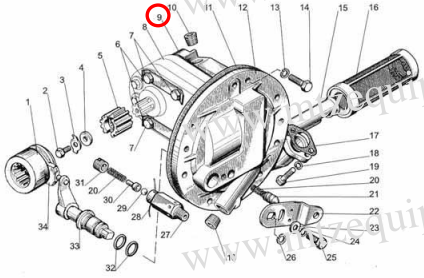

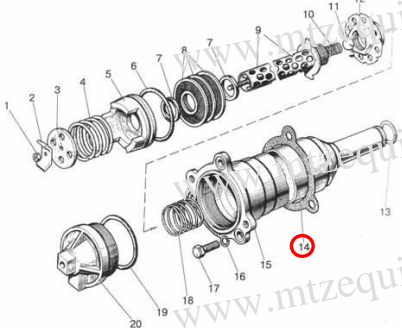

No.	Part# Short	Part# Long	Description	Weight, Kg	Price	Part number on the diagram	Diagram	Part Image
1730	801601343	80-1601343	Gasket	0.060	6.96	#24		
1731	801602033	80-1602033	Bolt/Stop		5.28			
1732	801701026	80-1701026	Gasket of gear boxhousing (302170135)	0.090	6.05	#34		

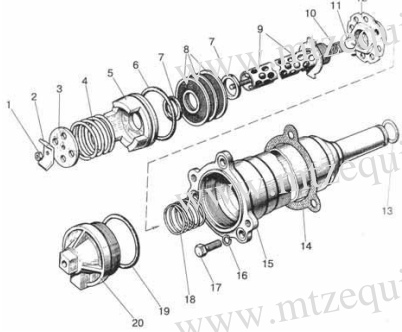
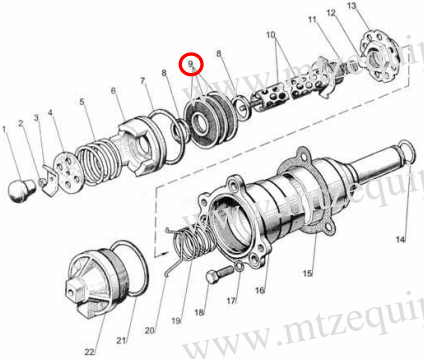

No.	Part# Short	Part# Long	Description	Weight, Kg	Price	Part number on the diagram	Diagram	Part Image
1733	801701045	80-1701045	Nut	0.140	28.99	#62		
1734	801701047	80-1701047	Nut	0.165	-	#4		
1735	801701182	80-1701182	Lay shaft 302171060	6.450	554.55			
1736	801701240	80-1701240	Shaft 302171850	2.950	282.51			

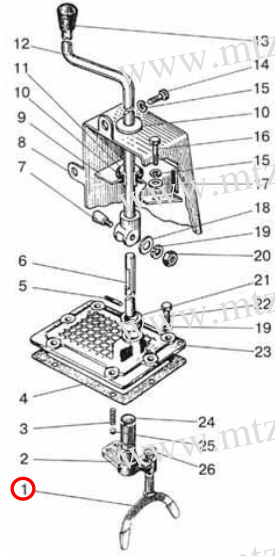

No.	Part# Short	Part# Long	Description	Weight, Kg	Price	Part number on the diagram	Diagram	Part Image
1737	801701313B	80-1701313-B	Gear, spl=14, z=37	2.400	279.15	#21		
1738	801701375	80-1701375	Disk vedomyyy DM 05	0.290	30.38			
1739	801701399B	80-1701399-B	Gasket of Front axle drive cover	0.180		#18		

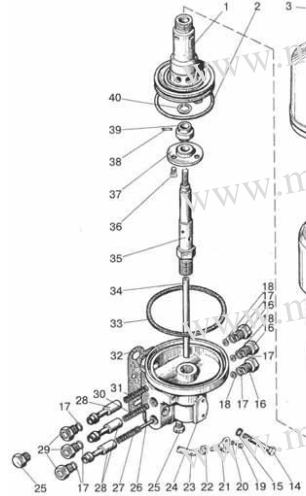

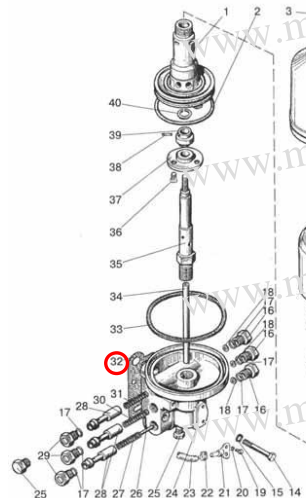
No.	Part# Short	Part# Long	Description	Weight, Kg	Price	Part number on the diagram	Diagram	Part Image
1740	801702026	80-1702026	Gasket			#56		
1741	801704016	80-1704016	Gasket	0.010		#11	 	
1742	801704040	80-1704040	Valve	0.120	86.37	#27	 	



No.	Part# Short	Part# Long	Description	Weight, Kg	Price	Part number on the diagram	Diagram	Part Image
1743	801704050A	80-1704050-A	Filter	0.028	33.12	#16		
1744	801704093	80-1704093	Gasket of gear pump	0.010	2.07	#9		
1745	801716016	80-1716016	Gasket	0.020		#14		

No.	Part# Short	Part# Long	Description	Weight, Kg	Price	Part number on the diagram	Diagram	Part Image
1746	801716030	80-1716030	Filter			#1-5, 8-12		
1747	801716080	80-1716080	Filtering element (54.57.020A) MTZ-1221/ T-25/T-150	0.020	4.37	#9		

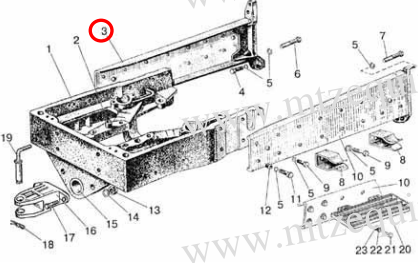

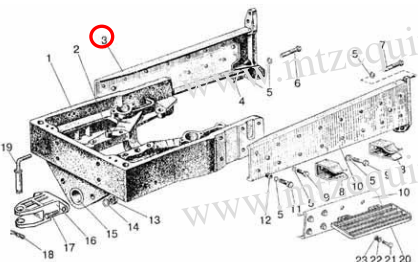
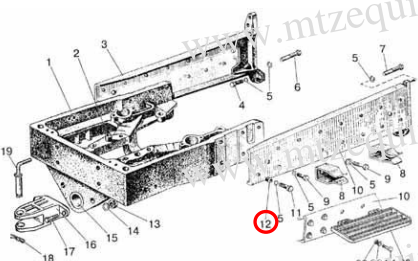
No.	Part# Short	Part# Long	Description	Weight, Kg	Price	Part number on the diagram	Diagram	Part Image
1748	801721021	80-1721021	Fork (302176025)	0.300	49.95	#1		
1749	801723021	80-1723021	Fork	0.215	60.97			
1750	801723021Inkit	80-1723021_In_kit	Part of 70-1723010-01		-			
1751	801723021Sub	80-1723021_Sub	Use 80-1721021		-			

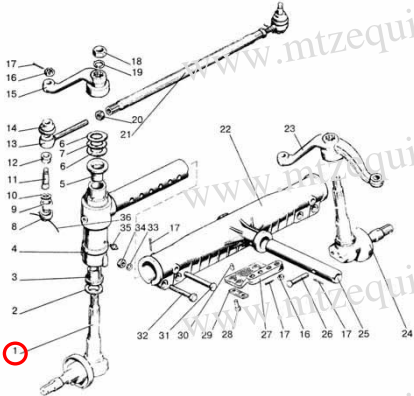

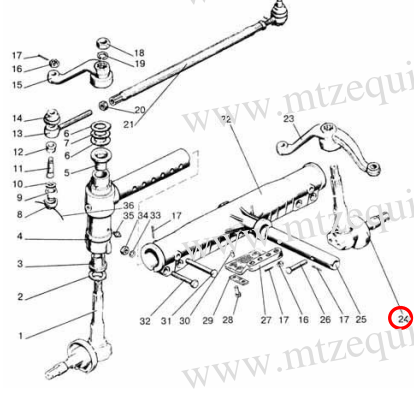

No.	Part# Short	Part# Long	Description	Weight, Kg	Price	Part number on the diagram	Diagram	Part Image
1752	801737110	80-1737110	Distributor filter (1-13, 16-18, 24-31,33-40)	8.300	-	#0		
1753	801737112	80-1737112	Gasket	0.010	-	#32		
1754	801802015B	80-1802015-B	Use 86-1802015-B		-			

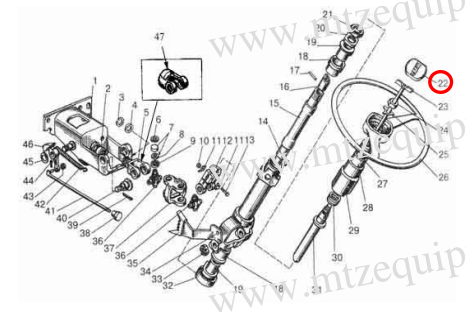

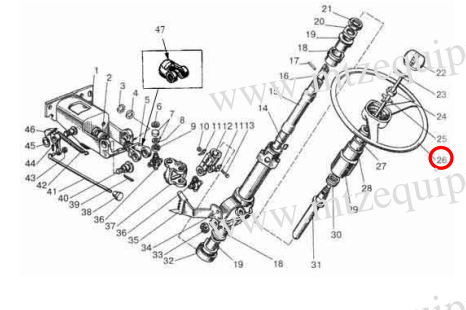

No.	Part# Short	Part# Long	Description	Weight, Kg	Price	Part number on the diagram	Diagram	Part Image
1755	80201802029	8020-1802029	Pusher	0.020	-	#59		
1756	802707137	80-2707137	Bolt	0.065	12.02	#4		
1757	802707153	80-2707153	Washer	0.012	4.05	#5		

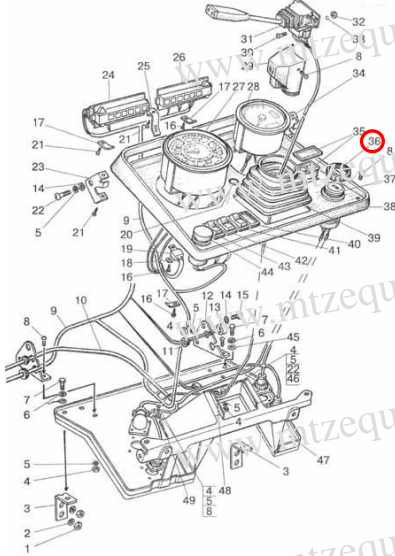

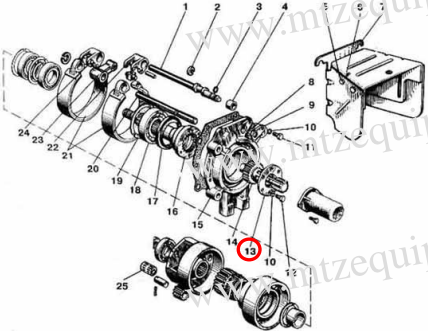

To order: Call 1-855-2GO-4MTZ x222 (1-855-246-4689 x222) Fax: 1-647-933-9066 Email: spares@mtzequipment.com

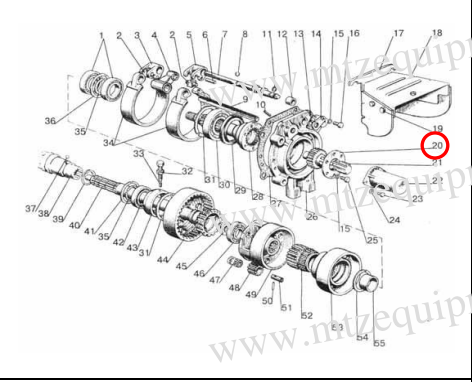

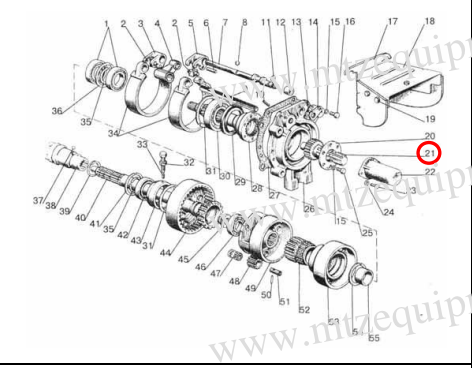

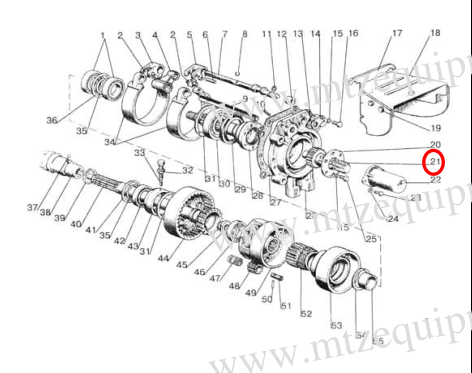



No.	Part# Short	Part# Long	Description	Weight, Kg	Price	Part number on the diagram	Diagram	Part Image
1758	802707177	80-2707177	Plate/Drawbar lock, 920	0.720	59.13			
1759	802801050	80-2801050	R-h side member MTZ-8XX/9XX (with 8 holes)	15.000	198.68	#3		
1760	80280105001	80-2801050-01	New style r/h bracket	15.000		#3		
1761	80280106001	80-2801060-01	New style l/h bracket	14.050		#12		
1762	802807026	80-2807026	Bolt – drawbar assy 18x110mm	0.230	41.09			
1763	802807077	80-2807077	Grip	0.910	65.25			

No.	Part# Short	Part# Long	Description	Weight, Kg	Price	Part number on the diagram	Diagram	Part Image
1764	803001085	80-3001085	L-h steering knuckle assy with semi-axle (with nuts bushing)	12.145	405.23	#1		
1765	80300108501	80-3001085-01	R-h steering knuckle assy with semi-axle (with nuts bushing)	11.050	405.23	#24		
1766	80300301002	80-3003010-02	Use 52-3003010-A2		-			

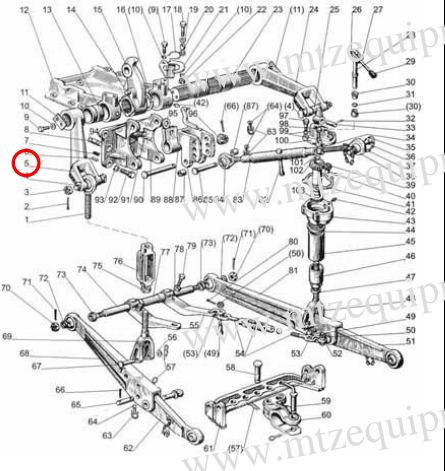

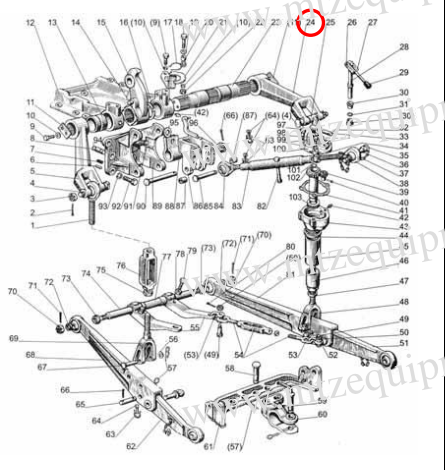

No.	Part# Short	Part# Long	Description	Weight, Kg	Price	Part number on the diagram	Diagram	Part Image
1767	803401082	80-3401082	Steering wheel centre cover	0.040	8.96	#22		
1768	803402015	80-3402015	Steering wheel (new style)	2.000	111.47	#26		
1769	803805012B	80-3805012-B	Sealing	0.200	15.08			

No.	Part# Short	Part# Long	Description	Weight, Kg	Price	Part number on the diagram	Diagram	Part Image
1770	803805014	80-3805014	Nut of switch starter and things	-	3.75	#36		
1771	80420201001	80-420201001	Use 85-42020100-01	-				
1772	80420201501	80-4202015-01	Shaft with Tail 6 spline and Plate (80-4202015-A-01)	4.533	248.55	#13		



No.	Part# Short	Part# Long	Description	Weight, Kg	Price	Part number on the diagram	Diagram	Part Image
1773	804202017B	80-4202017-B	Gear driven PTO input shaft	3.250	172.05	#20		
1774	804202019B01	80-4202019-B-01	Shank/gear driven 6 spline pto shaft 540/ PTO tail with 6 splines, var Gear	1.270	99.23	#21		
1775	804202019B02	80-4202019-B-02	PTO gear driven shaft/tail with 21 splines	1.286	105.50	#21		

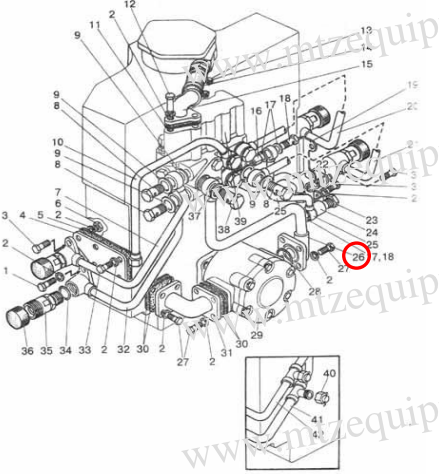

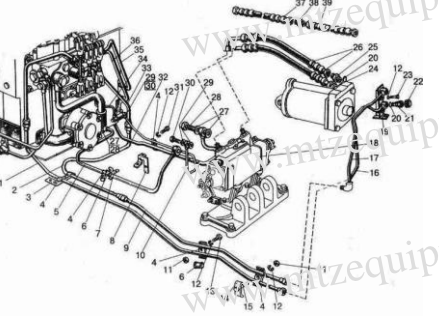



No.	Part# Short	Part# Long	Description	Weight, Kg	Price	Part number on the diagram	Diagram	Part Image
1776	804202020A01	80-4202020-A-01	Cover set (Rear PTO shaft) with 6 splines, var Gea	24.200	1 201.74	#0		
1777	804202042B	80-4202042-B	Pto cover-geared – new style	5.440	132.57	#15		
1778	804216028B	804216028B	Use 70-4216028		-			
1779	804604010	80-4604010	Pump drive	3.860	256.50			
1780	804604032A	80-4604032-A	Gear wheel (z=24) (80-4604032)	1.120	234.78	#24		

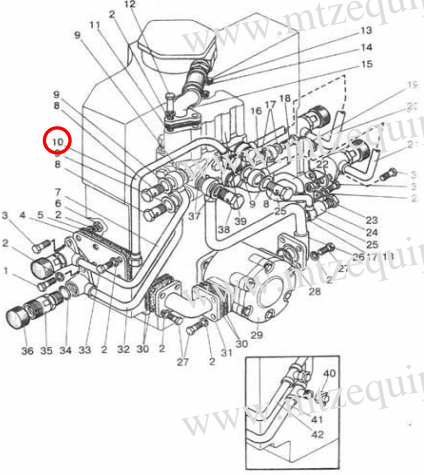

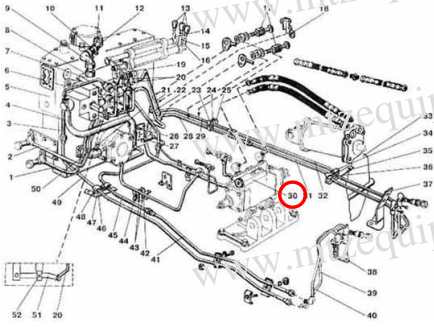

No.	Part# Short	Part# Long	Description	Weight, Kg	Price	Part number on the diagram	Diagram	Part Image
1781	804605021	80-4605021	Lever, L-h (40-4605021-A2)	6.800	113.76	#5		
1782	80460502101	80-4605021-01	Lever	6.800	113.76			
1783	804605022	80-4605022	Lever, R-h (40-4605022-A2)	6.800	113.76	#24		
1784	80460502201	80-4605022-01	Lever	6.800	113.76			
1785	804605040	80-4605040	Short R/H extention		110.18			

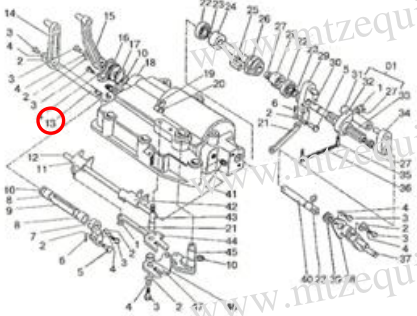
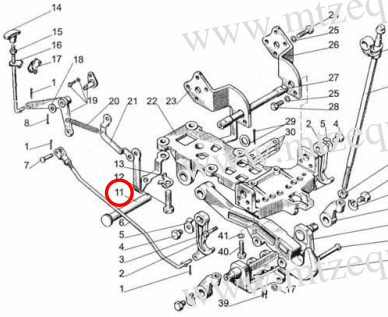

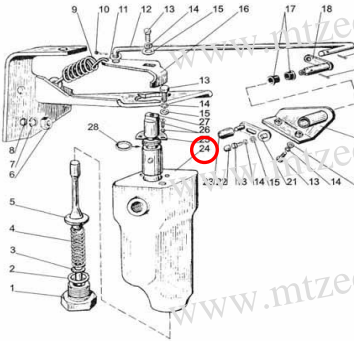

No.	Part# Short	Part# Long	Description	Weight, Kg	Price	Part number on the diagram	Diagram	Part Image
1786	80460504001	80-4605040-01	L/H Long end 18 inch	5.100	110.18	#62		
1787	804605040Sub	80-4605040_Sub	Use 50-4605040-A2		-			
1788	804605280	80-4605280	Telescopic buckle assy	3.820	181.23	#0		
1789	804605281	80-4605281	Use 80-4605280		33.12			
1790	804605282	80-4605282	Use 80-4605280		34.96			
1791	804605283	80-4605283	Use 80-4605280		12.78			
1792	804605284	80-4605284	Part of 80-4605280		21.2	#11		

No.	Part# Short	Part# Long	Description	Weight, Kg	Price	Part number on the diagram	Diagram	Part Image
1793	804605285	80-4605285	Use 80-4605280		66.78			
1794	804605288	80-4605288	Use 80-4605280		36.18			
1795	804605289	80-4605289	Use 80-4605280		4.37			
1796	804605290	80-4605290	Use 80-4605280		8.96			
1797	804605293	80-4605293	Use 80-4605280		1.76			
1798	804605691	80-4605691	Ball, D=25.7mm		-	#97		
1799	804605693	80-4605693	Ball, D=28.7mm		-	#98		
1800	804607017	804607017	Use 85-4607017		-			

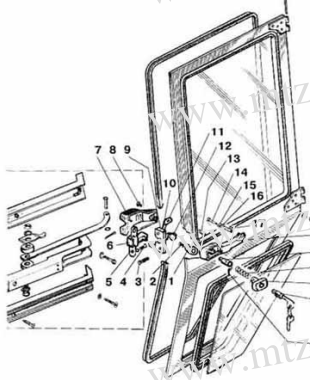

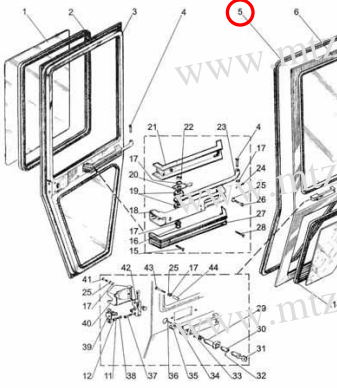

No.	Part# Short	Part# Long	Description	Weight, Kg	Price	Part number on the diagram	Diagram	Part Image
1801	804607075A	80-4607075-A	Pipe (80-4607075) NSH32A-3 and valve R80- (L=350mm)	0.850	58.83	#26		
1802	804607135B	80-4607135B	Pipe		-			
1803	804607140B	80-4607140B	Pipe		-			
1804	804607160	80-4607160	Pipe	0.610	96.53	#		



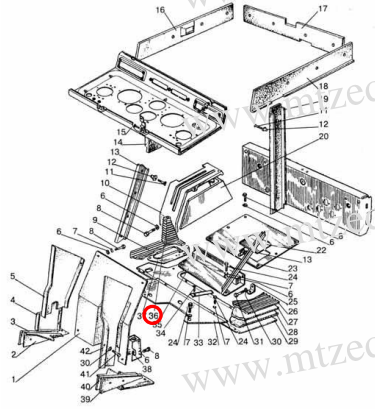

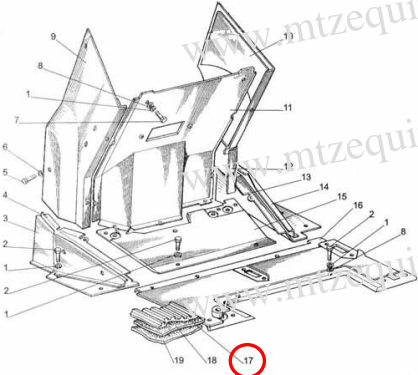

No.	Part# Short	Part# Long	Description	Weight, Kg	Price	Part number on the diagram	Diagram	Part Image
1805	804607165	80-4607165	Hydraulic Hose		35.69	#10		
1806	804614020	80-4614020	Regulator, Applicable with R80-3/4-222	9.800	596.16	#30		

No.	Part# Short	Part# Long	Description	Weight, Kg	Price	Part number on the diagram	Diagram	Part Image
1807	804618052	80-4618052	Shaft		112.19	#13		
1808	804619019	80-4619019	Pin (302501036)	0.590	22.41	#11		
1809	804801200B	80-4801200-B	Cock interlock new style (with valve)	1.550	137.16	#24		

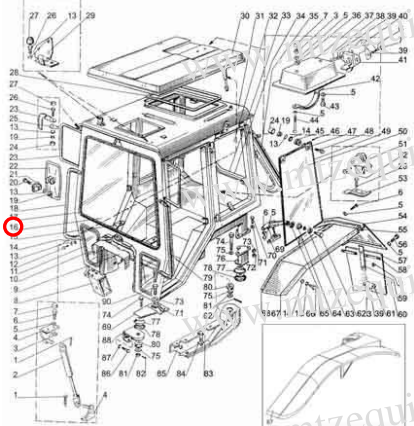

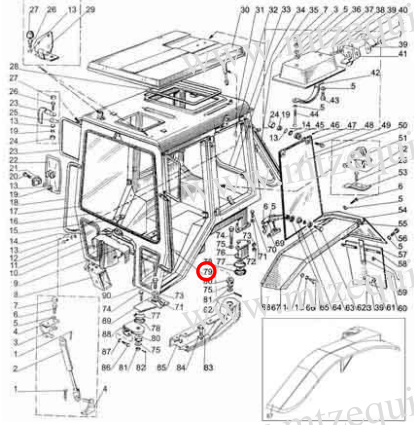

No.	Part# Short	Part# Long	Description	Weight, Kg	Price	Part number on the diagram	Diagram	Part Image
1810	806105010	80-6105010	L-h door lock with handle new style set	2.000	102.14	#0		
1811	80610501001	80-6105010-01	R-h door lock with handle new style set	2.020	97.55	#0		
1812	806105050	80-6105050	Inner Door Lock L/H	1.610	65.57	#42		

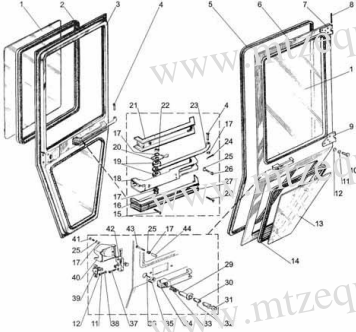

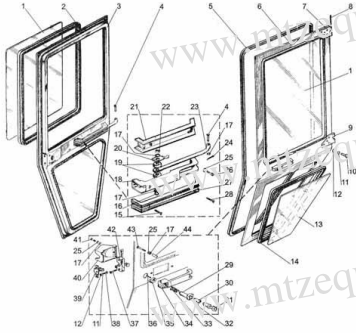

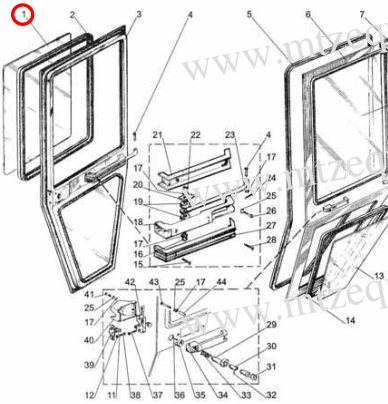

No.	Part# Short	Part# Long	Description	Weight, Kg	Price	Part number on the diagram	Diagram	Part Image
1813	80610505001	80-6105050-01	Lach/inner door lock r/h	1.620	34.96			
1814	806105300A1	80-6105300-A1	L-h Handle with Key	0.190	22.88	#0		
1815	80670001101	80670001101	Use 80-6703011-A		-			
1816	80670001103	80670001103	Use 80-6708013-A		-			
1817	80670001105	80670001105	Use 80-6708211-A		-			
1818	806700021	80-6700021	Profile/ Moulded strip of door L=3880mm	0.360	25.79	#5		

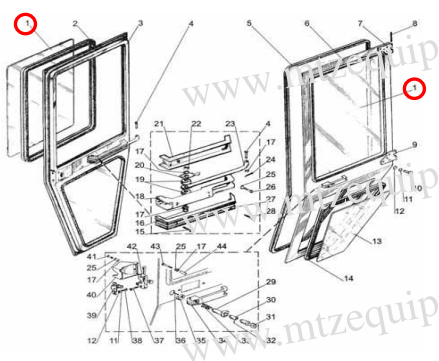

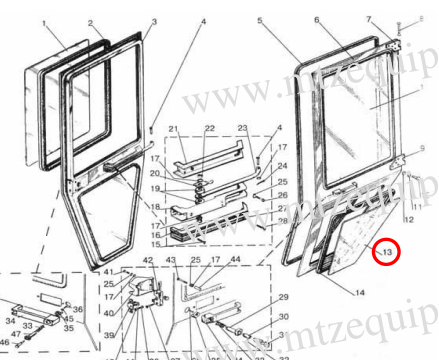

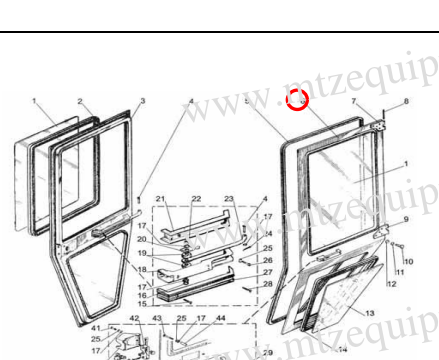



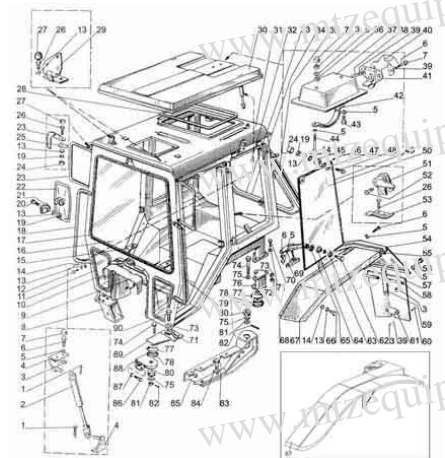

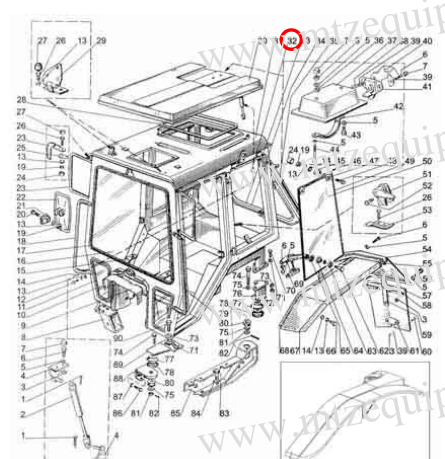

No.	Part# Short	Part# Long	Description	Weight, Kg	Price	Part number on the diagram	Diagram	Part Image
1819	80670002101	80-6700021-01	Seal rear frame L=4080	0.380	40.32			
1820	806702243A	80-6702243-A	Shifter rubber boot	0.380	28.23	#36		
1821	806702332	80-6702332	Floor sealing/ L-h floor mat	1.600	38.03	#17		
1822	806702333	80-6702333	Floor sealing	1.600	38.03			
1823	806702333A	80-6702333-A	Floor sealing	1.600	38.03			



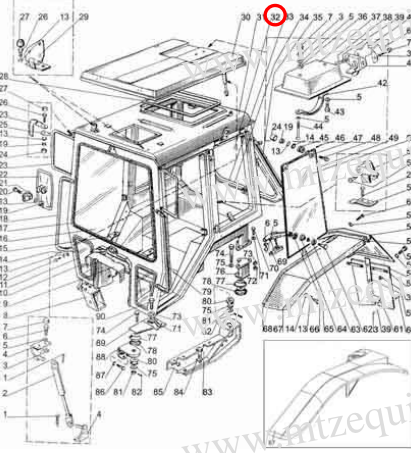

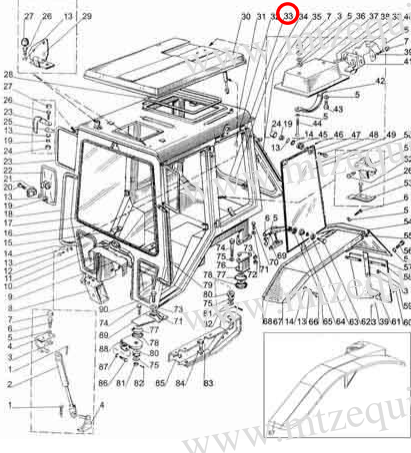

No.	Part# Short	Part# Long	Description	Weight, Kg	Price	Part number on the diagram	Diagram	Part Image
1824	806703011A	80-6703011-A	Front Glass, windshield (1267x921mm) (80-6700011-01)	13.800	206.01	#16		
1825	806703105	80-6703105	Handrail	0.800	29.76	#79		

No.	Part# Short	Part# Long	Description	Weight, Kg	Price	Part number on the diagram	Diagram	Part Image
1826	806708010B	80-6708010-B	Door assembly l/h new style/ L-h door with glass; w/o lock, handle	20.740	395.43	#0		
1827	806708010B01	80-6708010-B-01	Door assembly r/h new style/ R-h door with glass; w/o lock, handle	20.740	395.43	#0		
1828	806708013A	80-6708013-A	Upper door Glass (763x608mm) (80-6700011-03)	5.300	82.08	#1		

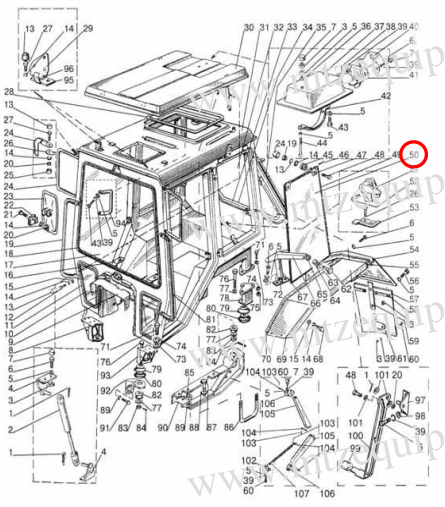

No.	Part# Short	Part# Long	Description	Weight, Kg	Price	Part number on the diagram	Diagram	Part Image
1829	806708013A1	80-6708013-A1	Glass	5.300	83.61	#1		
1830	806708014A	80-6708014-A	Bottom Glass for cab door (470x391mm) (80-6700011)	1.940	35.88	#13		
1831	806708020B	80-6708020-B	L-h door w/o glass, lock, handle	8.990	290.63	#6		

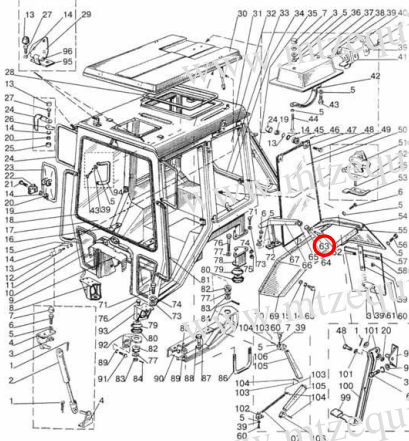

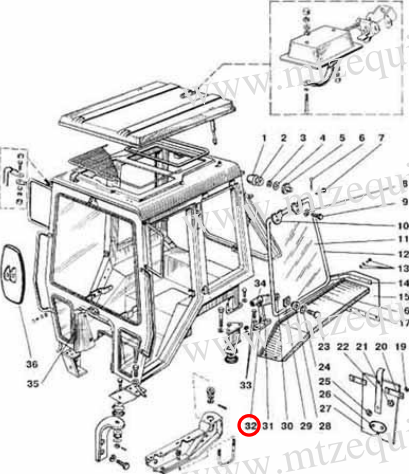

No.	Part# Short	Part# Long	Description	Weight, Kg	Price	Part number on the diagram	Diagram	Part Image
1832	806708020B01	80-6708020-B-01	Door	8.990	290.63			
1833	806708202	80-6708202	Insert	0.020	3.60			
1834	806708210	80-6708210	Rear Frame set with glass (32-35) (80-6708210-01)	23.000	404.91	#0		
1835	806708211A	80-6708211-A	Rear cab glass (1205x841mm) (80-6700011)	12.070	172.35	#32		

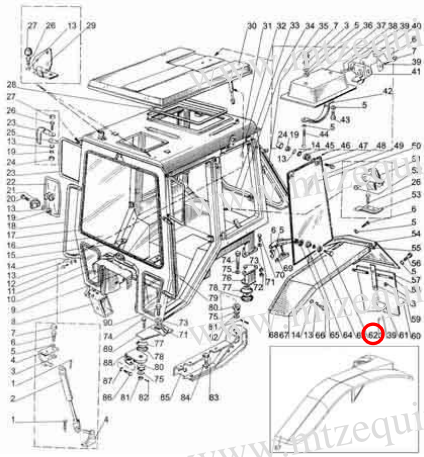

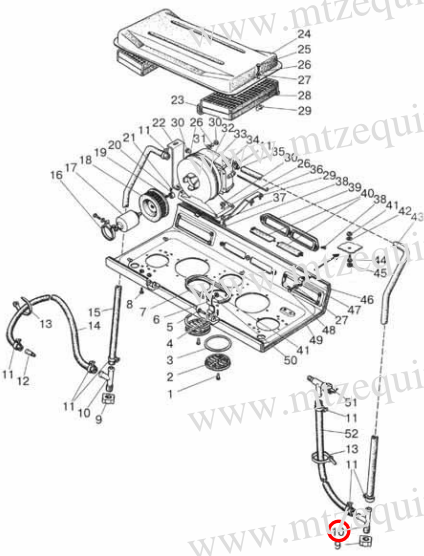



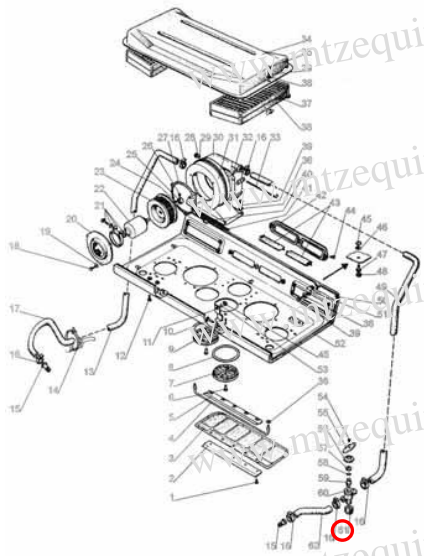

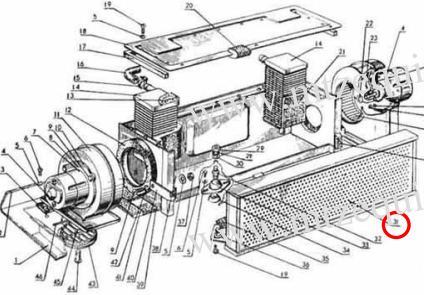

No.	Part# Short	Part# Long	Description	Weight, Kg	Price	Part number on the diagram	Diagram	Part Image
1836	806708211A1	80-6708211-A1	Glass	12.070	172.35	#32		
1837	806708215	80-6708215	Rear Frame w/o glass	6.250	190.71	#33		
1838	806708602	80-6708602	STRAP/DOOR STAY LINING INSIDE	0.100	17.52			

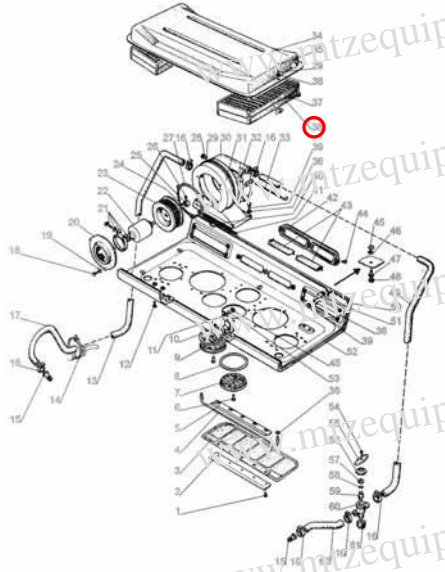

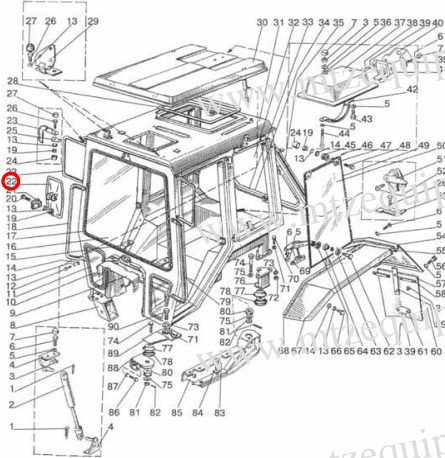



No.	Part# Short	Part# Long	Description	Weight, Kg	Price	Part number on the diagram	Diagram	Part Image
1839	806708603	80-6708603	Strap / door stay lining outside	0.150	17.52			
1840	806708610	80-6708610	Handrail/handhold	0.340	33.12			
1841	806708616	80-6708616	Lever/door stay	0.150	18.13			
1842	806708618	80-6708618	Spring	0.010	3.60			
1843	806708619	80-6708619	Buffer	0.020	3.60			
1844	806708900	80-6708900	Side window assembly	8.300	172.05			
1845	80670890001	80-6708900-01	Glass	8.280	165.93			
1846	806708901	80-6708901	Glass (870/749/656m m with holes) for new style frameless side window	7.450	99.23	#50		

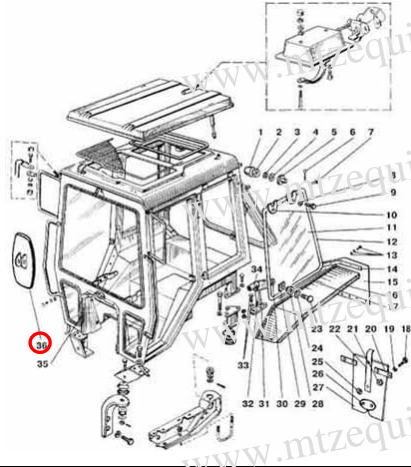

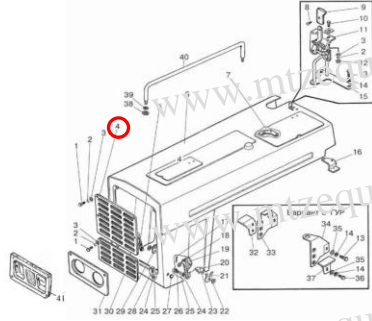

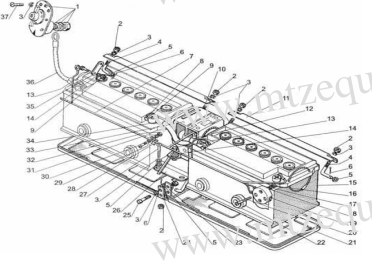

No.	Part# Short	Part# Long	Description	Weight, Kg	Price	Part number on the diagram	Diagram	Part Image
1847	806708904	80-6708904	Gasket of detent screw	-	0.69	#63		
1848	806708960	80-6708960	Side Window Latch kit 920/ handle assy (plastic)/ Detent set of alateral glass w/o plates	0.190	49.50	#32		

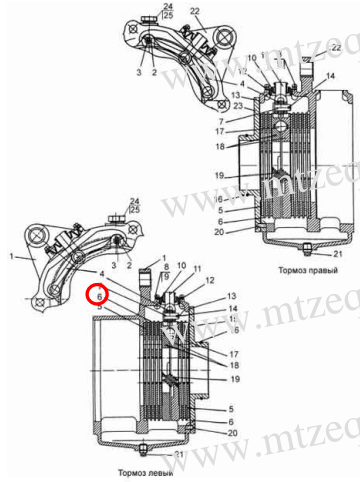
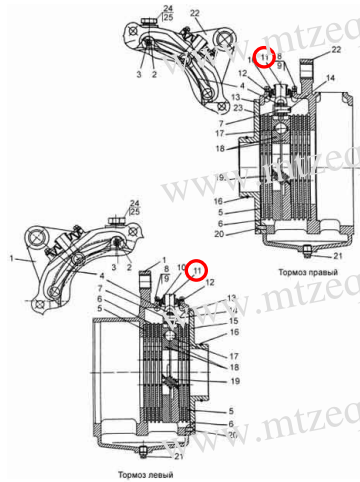

No.	Part# Short	Part# Long	Description	Weight, Kg	Price	Part number on the diagram	Diagram	Part Image
1849	806708975	80-6708975	Screw of lateral glass detent	0.020	2.07	#62		
1850	808100012	80-8100012	Shutter/Valve	0.020	4.37			
1851	808100051	80-8100051	T-piece (808100050)	0.020	4.51	#10		

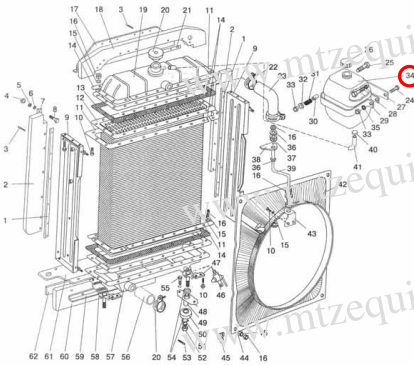

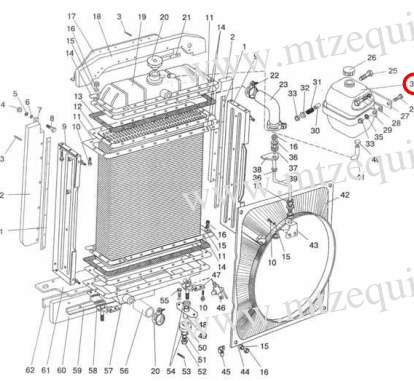

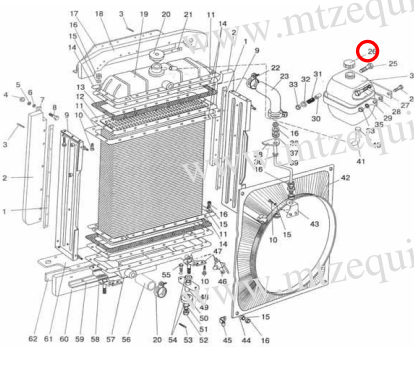

No.	Part# Short	Part# Long	Description	Weight, Kg	Price	Part number on the diagram	Diagram	Part Image
1852	808100052A	80-8100052-A	Plug	0.010	1.91	#61		
1853	808101050	80-8101050	Cab Air Filter (150.95.060-1109510) (L=700mm; H=200m; W=60mm)	1.715	68.31	#31		
1854	808101900	808101900	Use 583278		-			

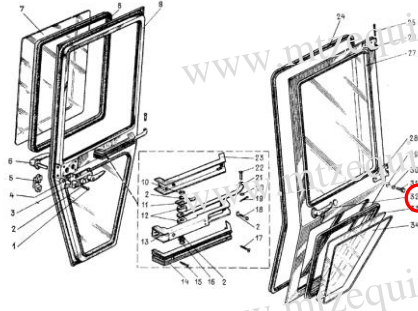

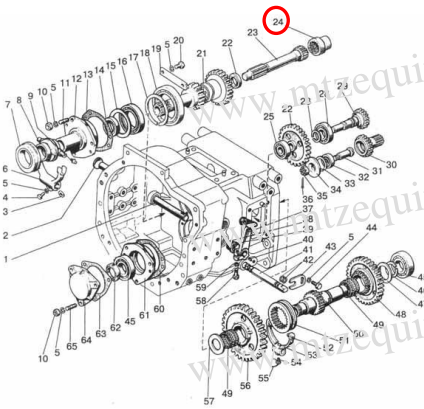

No.	Part# Short	Part# Long	Description	Weight, Kg	Price	Part number on the diagram	Diagram	Part Image
1855	808104070	80-8104070	Air Cab Filter	0.680	33.12	#38		
1856	808201050	80-8201050	Side cab external Mirror (80-8201055)	0.980	37.71	#22		

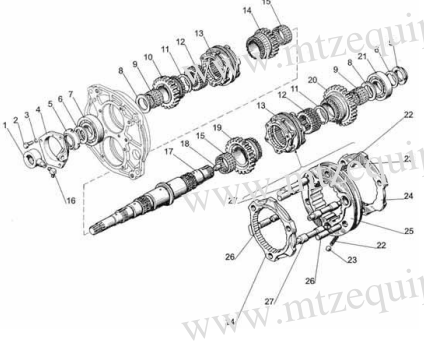

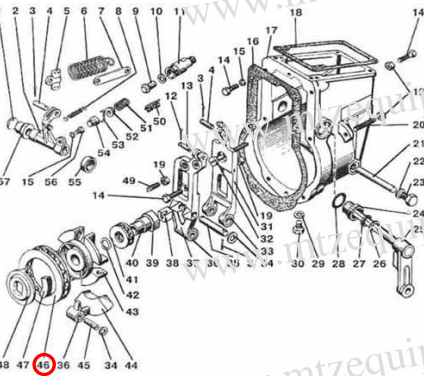



No.	Part# Short	Part# Long	Description	Weight, Kg	Price	Part number on the diagram	Diagram	Part Image
1857	808201055	80-8201055	Mirror	0.915		#36		
1858	808401070	80-8401070	Griff	0.760	40.47	#4		
1859	80A	80A	Fuse of change-over switch 12/24V (8632.2-1.1:15/3)	0.001	2.22	#0		

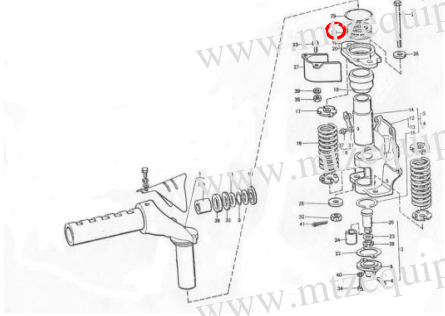

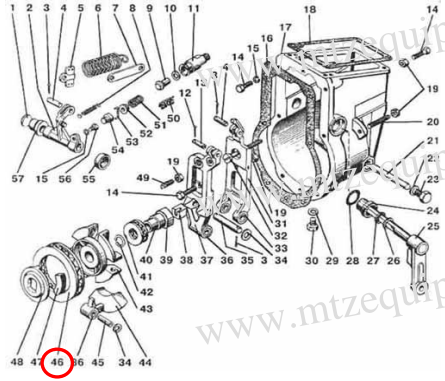

No.	Part# Short	Part# Long	Description	Weight, Kg	Price	Part number on the diagram	Diagram	Part Image
1860	80M3502037	80M-3502037	Intermediate disc, S=3.0mm			#6		
1861	80M3502202	80M-3502202	Gaiter/Hood	0.020	5.58	#11		

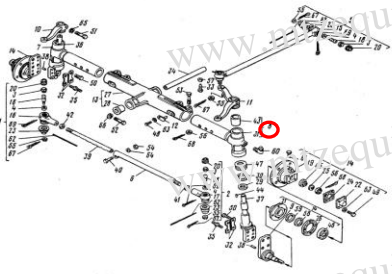

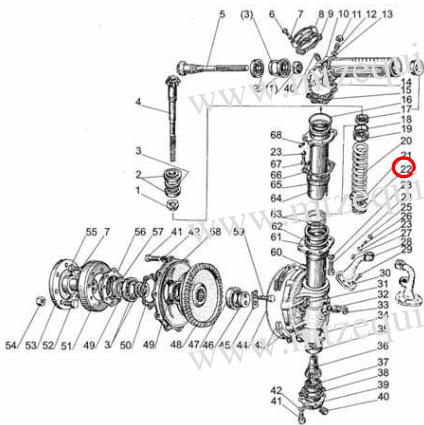

No.	Part# Short	Part# Long	Description	Weight, Kg	Price	Part number on the diagram	Diagram	Part Image
1862	80P1311010	80P-1311010	Expansion tank	0.330	13.70	#34		
1863	80P1311010A	80P-1311010-A	Tank	0.440	20.88	#34		
1864	80P1311011	80P-1311011	Plug	0.020	2.07	#26		

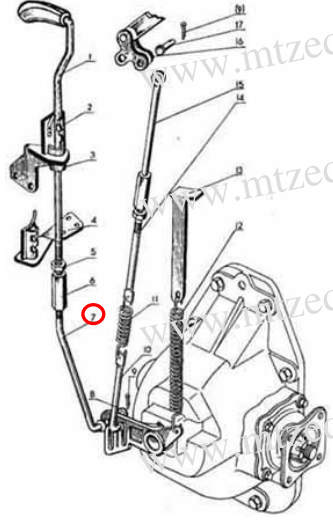
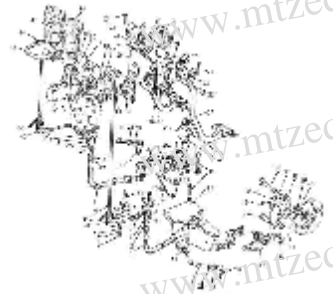
No.	Part# Short	Part# Long	Description	Weight, Kg	Price	Part number on the diagram	Diagram	Part Image
1865	80P6707035B	80P-6707035-B	Roof	23.500	528.84			
1866	80P6708510	80P-6708510	R-H Door Handle, old style with Key MTZ 82	0.150	60.90			
1867	80P670851001	80P-670851001	L-H Door Handle, old style with Key	0.150	60.90	#32		
1868	80S1601061	80S-1601061	Coupler/ Bushing 1220	0.510		#24		

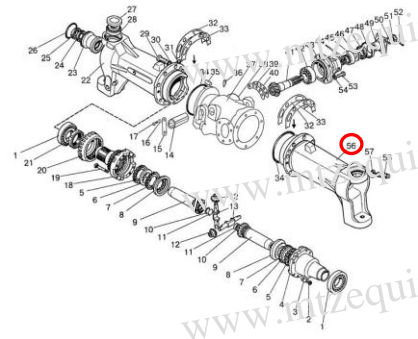

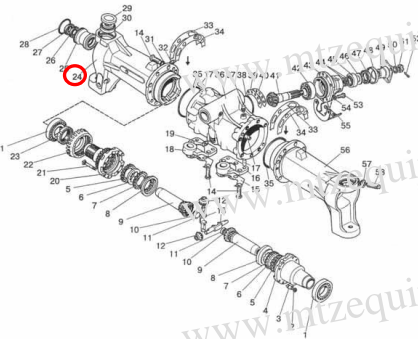
No.	Part# Short	Part# Long	Description	Weight, Kg	Price	Part number on the diagram	Diagram	Part Image
1869	80S1701060A	80S-1701060-A	Synchronizer	3.140		#23-28		
1870	80v1108300A05	80v-1108300-A-05	Use 513874					
1871	80V1108347	80V-1108347	Bevel Spring Hand Throttle	-	2.99			
1872	8101005	8101,005	Heat exchanger					
1873	8110	8110	Thrust Ball Bearing	0.163	19.35	#46		

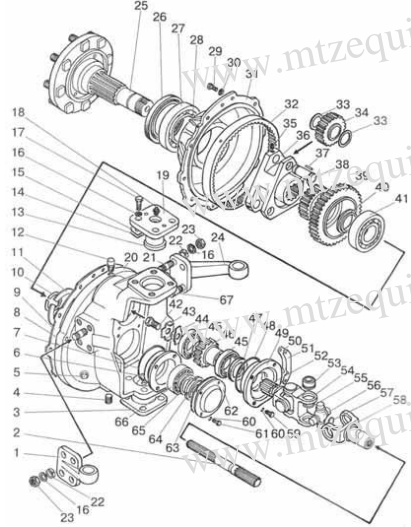

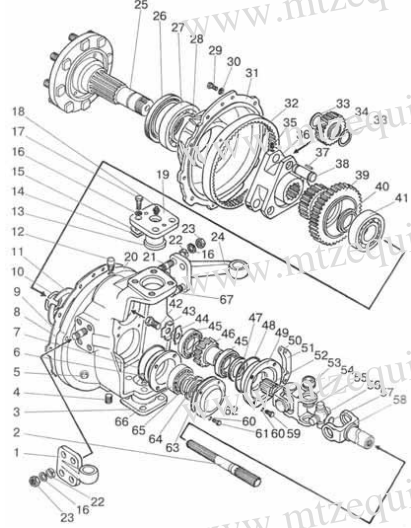



No.	Part# Short	Part# Long	Description	Weight, Kg	Price	Part number on the diagram	Diagram	Part Image
1874	8115	8115	Thrust Ball Bearing (51115)	0.420	27.00	#38		
1875	8125280444	8125-280444	Use 574093					
1876	816801	816801	Grill Guarf RH		176.94			
1877	816802	816802	Grill Guarf LH		176.94			
1878	8202	8202	Bearing	0.046		#46		

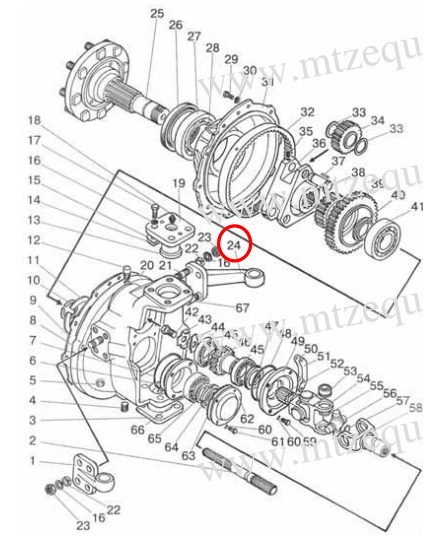

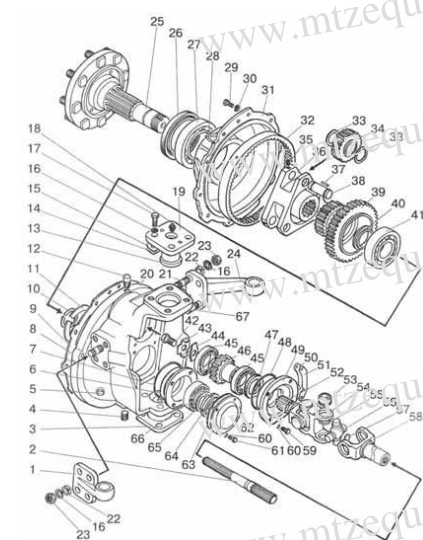

No.	Part# Short	Part# Long	Description	Weight, Kg	Price	Part number on the diagram	Diagram	Part Image
1879	8207	8207	Single thrust ball bearing	0.270	13.54	#43		
1880	8208	8208	Single thrust ball bearing (51208)/ Bearing 8208 GOST 7872-89	0.270	36.18	#22		
1881	821101063	82-1101063	Use 082-1101063		-			
1882	821103010	821103010	Use 082-1103010		-			

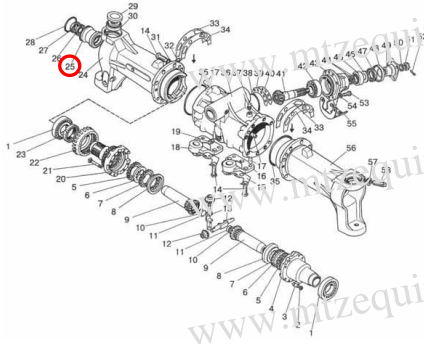

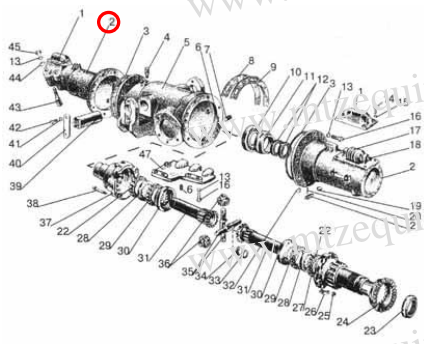

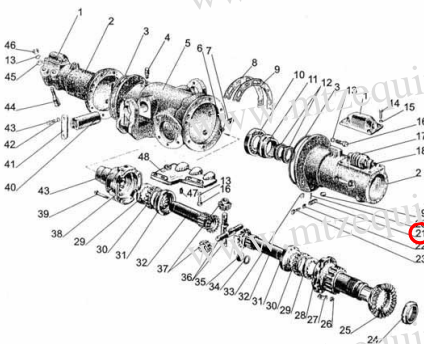

No.	Part# Short	Part# Long	Description	Weight, Kg	Price	Part number on the diagram	Diagram	Part Image
1883	821802162A	82-1802162-A	Rod	0.130	29.17	#7		
1884	8221602550b	822-1602550-b	Cylinder		267.67	#31		

No.	Part# Short	Part# Long	Description	Weight, Kg	Price	Part number on the diagram	Diagram	Part Image
1885	8222301051	822-2301051	L/H sleeve/ Hose	27.500	744.12	#56		
1886	822230105301	822-2301053-01	R/H sleeve/ Hose		744.12	#24		

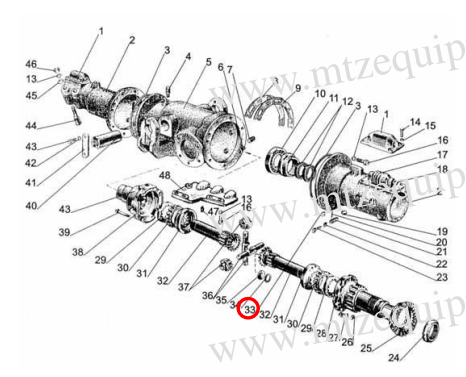
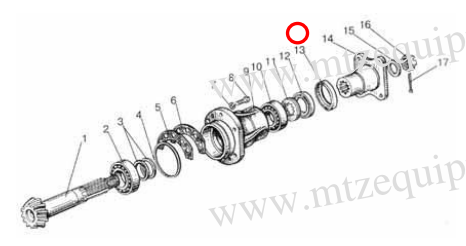

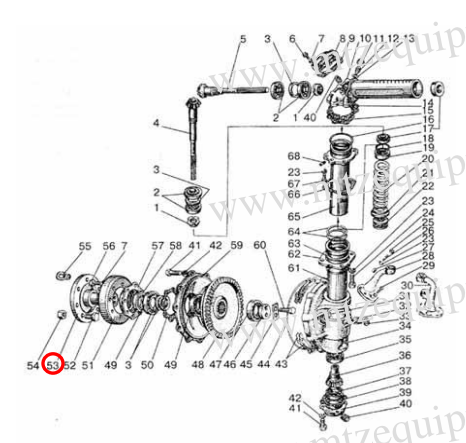

No.	Part# Short	Part# Long	Description	Weight, Kg	Price	Part number on the diagram	Diagram	Part Image
1887	8222308005	822-2308005	L/H Reducer Assy	95.000	-	#0		
1888	822230800501	822-2308005-01	R/h Reducer Assy	94.000	-	#0		

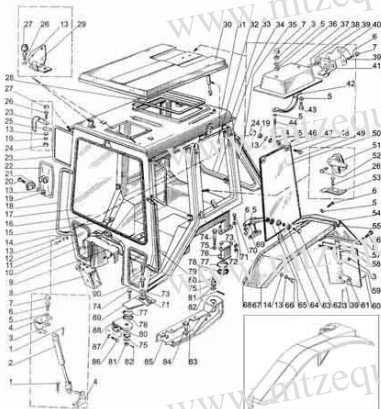
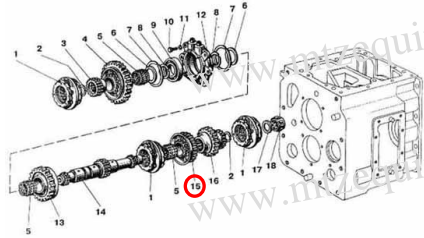



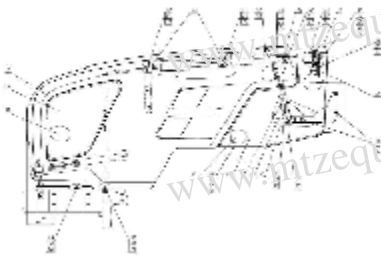
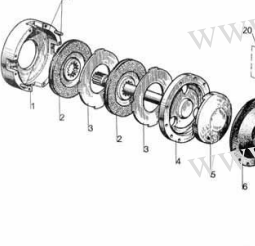

No.	Part# Short	Part# Long	Description	Weight, Kg	Price	Part number on the diagram	Diagram	Part Image
1889	8222308074	822-2308074	L/H Lever	2.220	-	#24		
1890	8222308075	822-2308075	R/H Lever	2.220	-	#0		

No.	Part# Short	Part# Long	Description	Weight, Kg	Price	Part number on the diagram	Diagram	Part Image
1891	8222308100	822-2308100	Casing/Yoke	1.220	171.9	#25		
1892	8223003010	822-3003010	Steering Link	6.843	364.83			
1893	822301051	82-2301051	Axle cover heavy duty w/pinn	15.000	359.01	#2		
1894	822301069	82-2301069	Pin	0.120	20.48	#21		

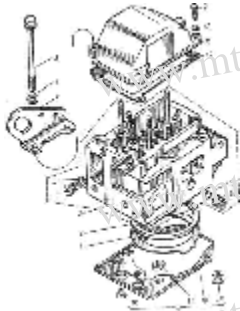
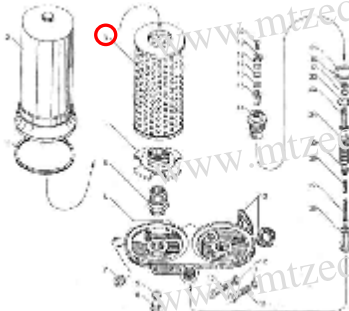

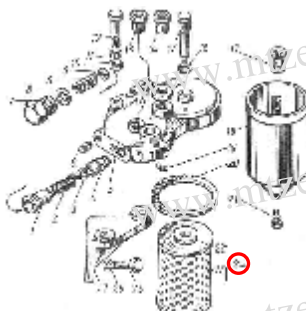

To order: Call 1-855-2GO-4MTZ x222 (1-855-246-4689 x222) Fax: 1-647-933-9066 Email: spares@mtzequipment.com

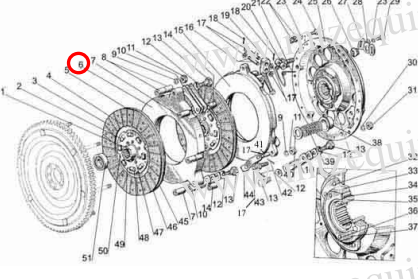

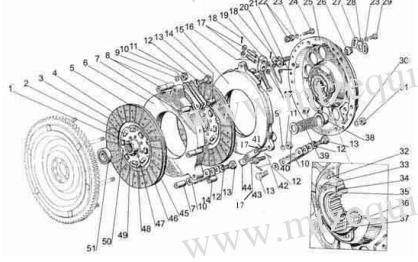

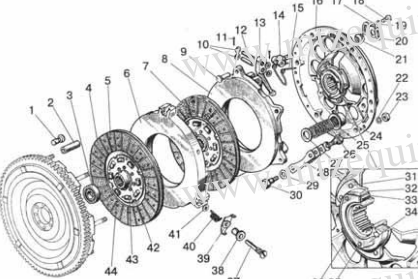

No.	Part# Short	Part# Long	Description	Weight, Kg	Price	Part number on the diagram	Diagram	Part Image
1895	822301074	82-2301074	Plug	0.005	5.18	#33		
1896	822302031	82-2302031	Stopper/Gland holder	0.050	6.66	#13		
1897	822308017	82-2308017	Flange, 8 hole for studs	7.380	359.17	#53		

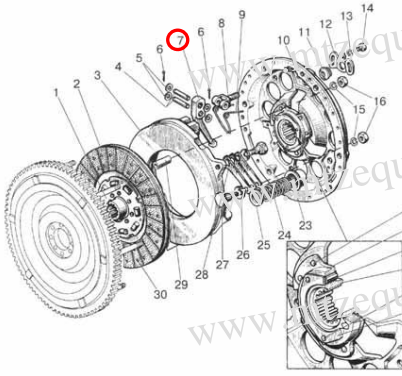

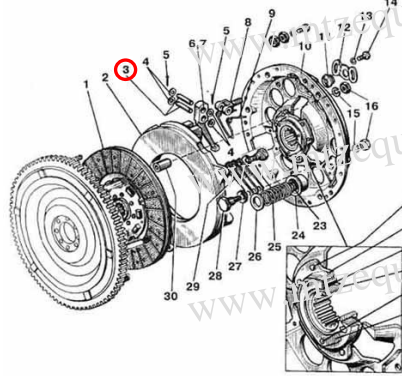

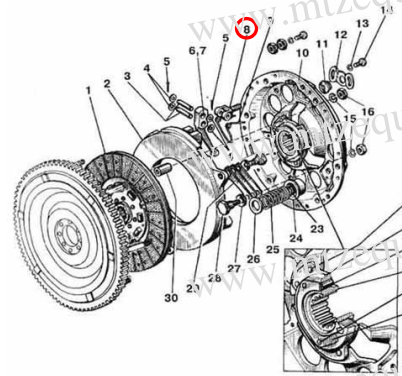

No.	Part# Short	Part# Long	Description	Weight, Kg	Price	Part number on the diagram	Diagram	Part Image
1898	822308050	82-2308050	Gear with 8 bolt flange new style	33.740	992.75			
1899	822308100	822308100	Use 52-2308100		-			
1900	8226700011	822-6700011	Pin	0.020	4.05			
1901	8226708951	822-6708951	Glass	97.28		#0		
1902	822707D	822707D	Bearing (822707)	0.160	65.25	#18		

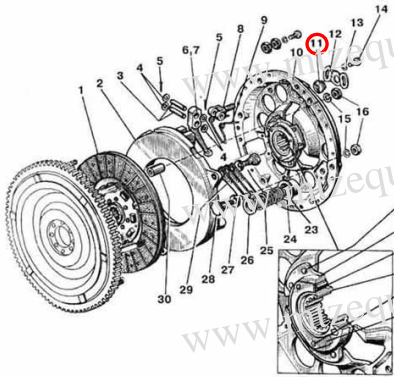

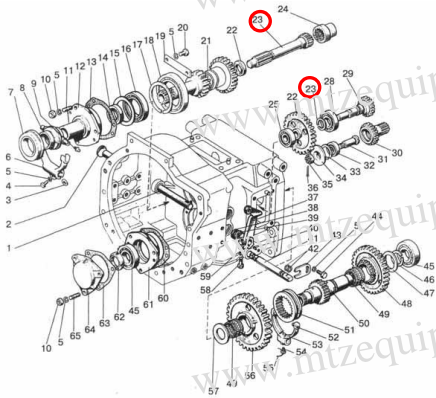
No.	Part# Short	Part# Long	Description	Weight, Kg	Price	Part number on the diagram	Diagram	Part Image
1903	8228400080	822-8400080	Hood cable			#21		
1904	82N3102090R	82N3102090R	Use CW12*20-3101015A		-			
1905	82R2409036A	82R-2409036-A	Seal	0.020	4.37	#15	 	
1906	8401003505inkit	8401003505_in_kit	Part of 8401003514		-			
1907	8401003506inkit	8401003506_in_kit	Part of 8401003514		-			
1908	8401003508inkit	8401003508_in_kit	Part of 8401003514		-			
1909	8401003510inkit	8401003510_in_kit	Part of 8401003514		-			



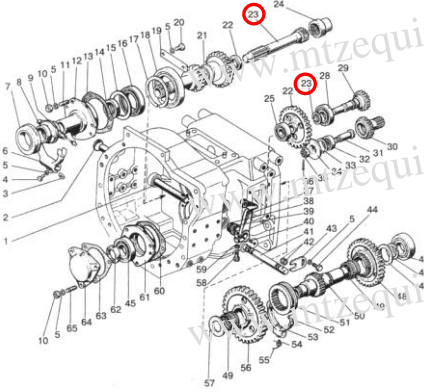
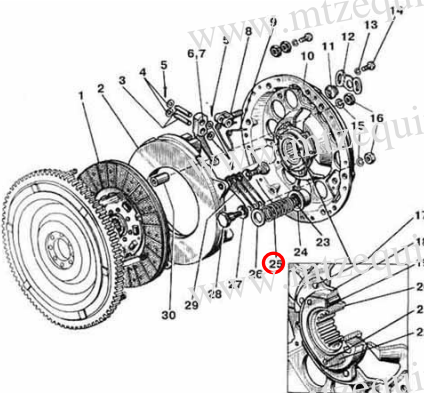

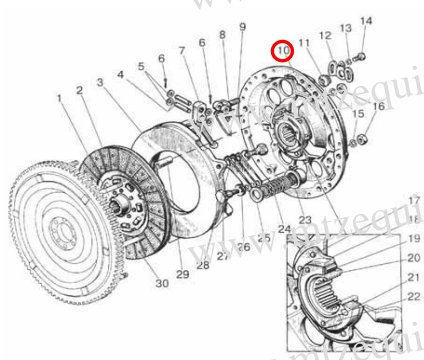

No.	Part# Short	Part# Long	Description	Weight, Kg	Price	Part number on the diagram	Diagram	Part Image
1910	8401003514	840.1003514	Gaskets with inserts KIT for Kirovets (old style)	0.095	94.17			
1911	840101203812	840-1012038-12	Use 840-1012040-12	-	-			
1912	840101204012	840-1012040-12	Oil Filter element assy (D=116mm; d=53/0mm; H=232m)	0.435	17.22	#3		
1913	8401117035	840.1117035	Fuel filter		25.24	#24		

No.	Part# Short	Part# Long	Description	Weight, Kg	Price	Part number on the diagram	Diagram	Part Image
1914	851601085	85-1601085	Middle disk assy, MTZ-1025	11.550	199.83	#6		
1915	851601090B	85-1601090-B	Pressure Plate Assy D=340mm for double clutch of MTZ-1025 (15-44)	20.900	481.41	#0		
1916	851601090V	85-1601090-V	Pressure Plate Assy D=340mm for double clutch of M	20.100	481.41	#0		

No.	Part# Short	Part# Long	Description	Weight, Kg	Price	Part number on the diagram	Diagram	Part Image
1917	851601094	85-1601094	Release lever	0.230	19.35	#7		
1918	851601096	85-1601096	Pin (D=11mm L=61mm)	0.040	8.96	#3		
1919	851601097	85-1601097	Fork	0.070	37.71	#8		

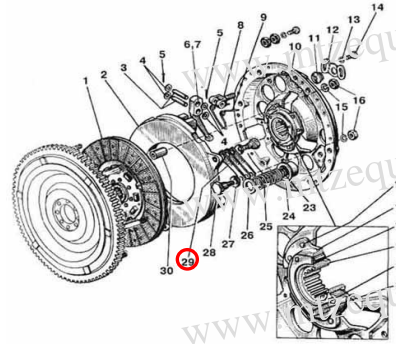

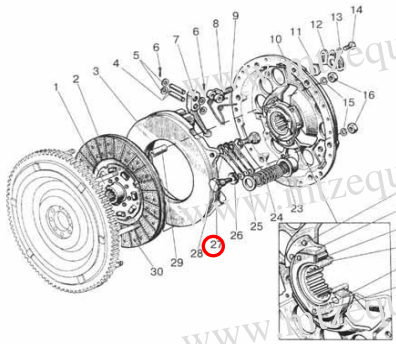

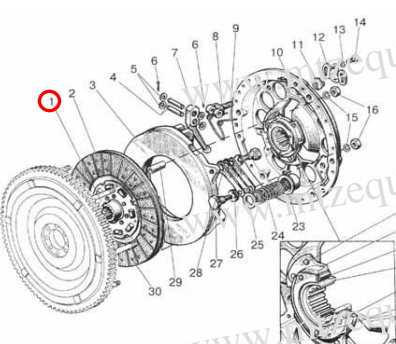

No.	Part# Short	Part# Long	Description	Weight, Kg	Price	Part number on the diagram	Diagram	Part Image
1920	851601109A	85-1601109-A	Adjusting nut	0.026	3.75	#11		
1921	851601112	85-1601112	Plate/Metal Strap MTZ 100	0.018	3.29			
1922	851601113	85-1601113	Use 85-160113-01, Discontinued	-	-			
1923	851601113	85-1601113	Shaft	2.450	-	#23		

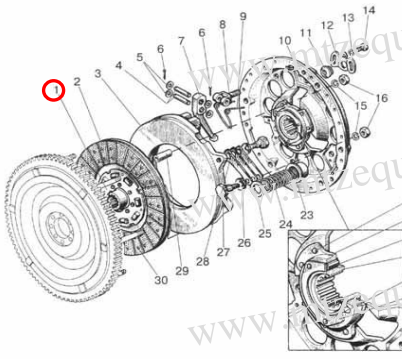

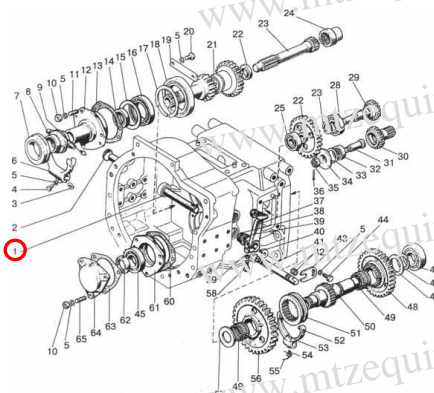


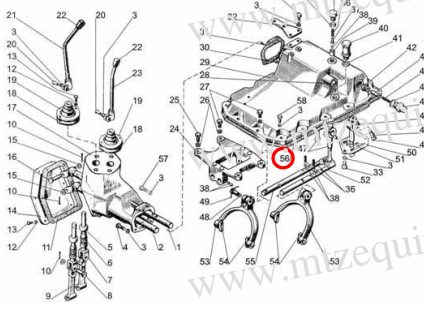

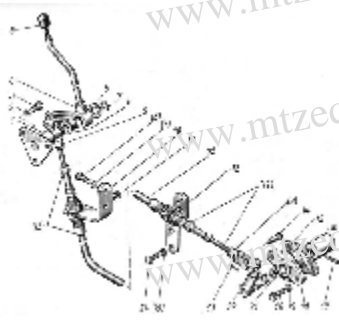
No.	Part# Short	Part# Long	Description	Weight, Kg	Price	Part number on the diagram	Diagram	Part Image
1924	8516011301	85-1601113-01	Shaft 1220, Shaft (85-1601113) z=18, spl=12	1.955	168.68	#23		
1925	851601115	85-1601115	Spring	0.180	19.67	#25		
1926	851601120	85-1601120	Support disk set (85-1601120-B)	-	212.13	#10		

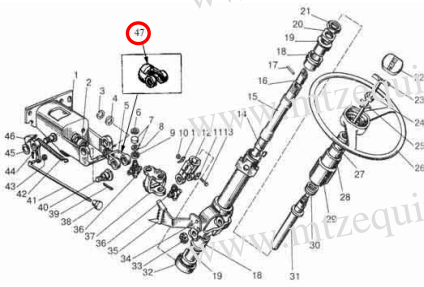

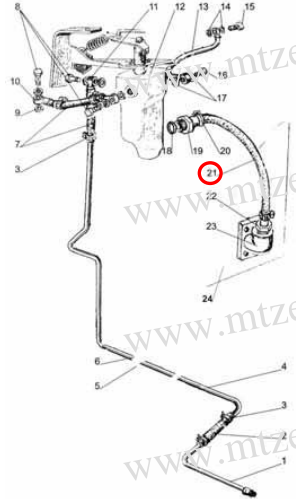

To order: Call 1-855-2GO-4MTZ x222 (1-855-246-4689 x222) Fax: 1-647-933-9066 Email: spares@mtzequipment.com

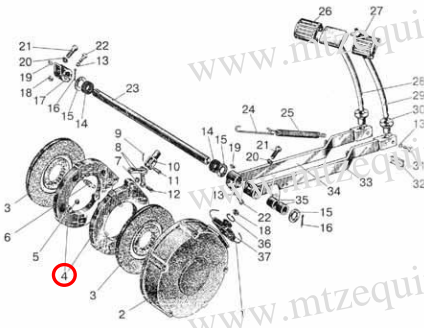

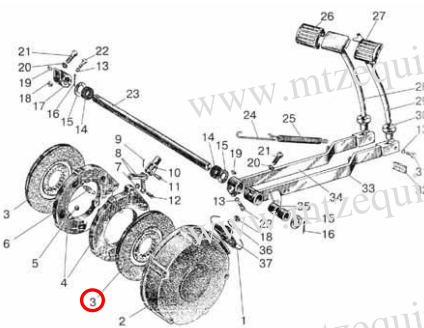



No.	Part# Short	Part# Long	Description	Weight, Kg	Price	Part number on the diagram	Diagram	Part Image
1927	851601124	85-1601124	Plate, h=0.8mm (302160735)	0.010	3.60	#29		
1928	851601126	85-1601126	Bolt (M12x1.25; L=24mm; S-19)	0.030	3.60	#27		
1929	85160113001	85-1601130-01	Clutch (driven) disk w/o asbestos TIIR- 100/Valeo 340mm, Substitute (70-1601130; 85-1601130)	4.300	116.82	#1		

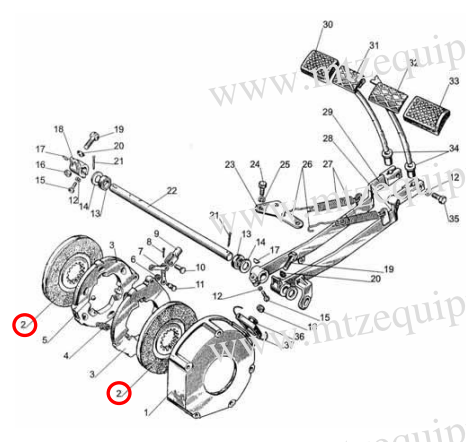

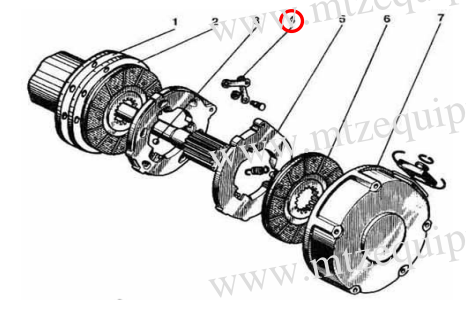

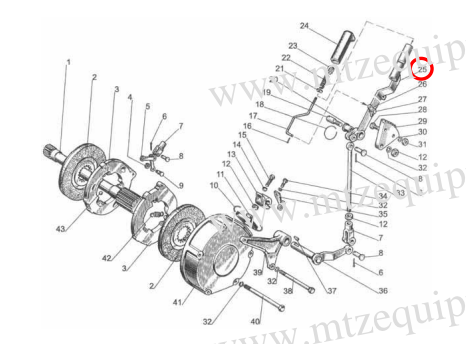

No.	Part# Short	Part# Long	Description	Weight, Kg	Price	Part number on the diagram	Diagram	Part Image
1930	85160113002	85-1601130-02	Driven disk w/o asbestos Fritex 340mm, Substitute	3.860	209.24	#1		
1931	85160113003	85160113003	Use 85-1601130-01		-			
1932	85160113004	85160113004	Use 70-1601090-A		-			
1933	8516011300w01	8516011300w-01	Use 85-1601130-01		-			
1934	851601173	85-1601173	Use 80-1601173		10.17			
1935	851601215	85-1601215	Shaft	1.676	55.77	#1		

No.	Part# Short	Part# Long	Description	Weight, Kg	Price	Part number on the diagram	Diagram	Part Image
1936	851702026	85-1702026	Gasket top lid/ Gasket of gearbox control mechanismcover	0.020	5.58	#56		
1937	851702218	85-1702218	Gasket		6.51	#15		

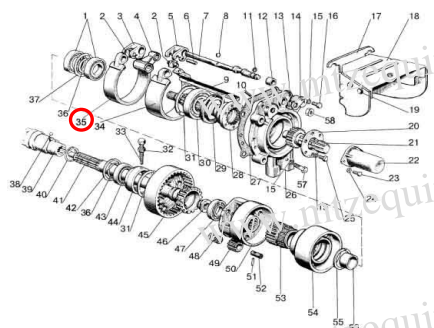

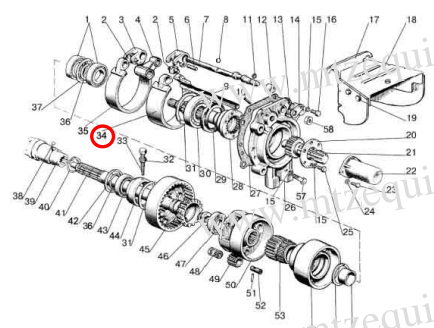

No.	Part# Short	Part# Long	Description	Weight, Kg	Price	Part number on the diagram	Diagram	Part Image
1938	853401067	85-3401067	Fork 302341200	0.420	68.31	#47		
1939	853407332	85-3407332	Connecting hose (d=14mm; D=23mm; L=300mm; 1.6MPa)	0.020	5.28	#21		

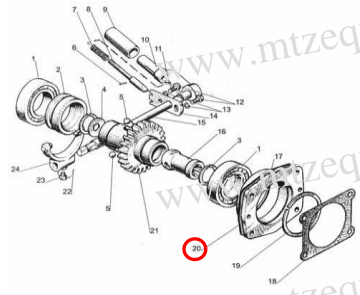

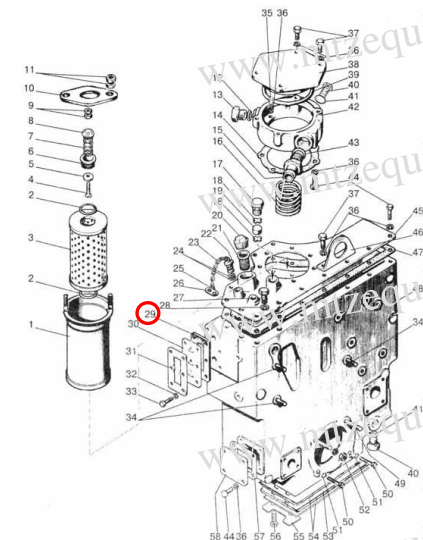

No.	Part# Short	Part# Long	Description	Weight, Kg	Price	Part number on the diagram	Diagram	Part Image
1940	853502030	85-3502030	Pressure disks set 204mm/8 inch (brake actuator)	6.190	105.03	#4		
1941	85350203001	85-3502030-01	Caliper assy (wet brakes)	6.200	126.45			
1942	853502035	85-3502035	Housing/Guard		134.42			
1943	853502036	85-3502036	Pressure disk-actuator 8"	3.250	43.83			
1944	85350204001	85-3502040-01	Brake disk new w/o asbestos 204mm/8 inch (TIIR), bonded type (H=10.5mm)	1.200	34.96	#3		

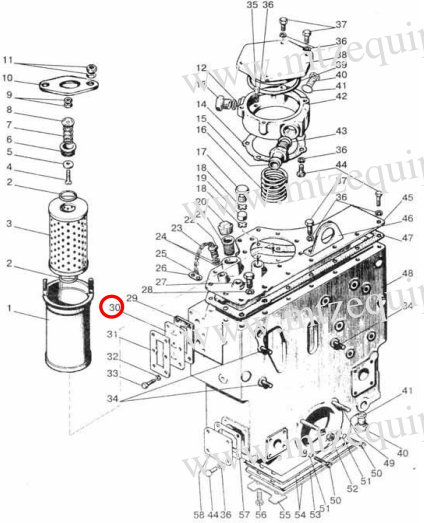

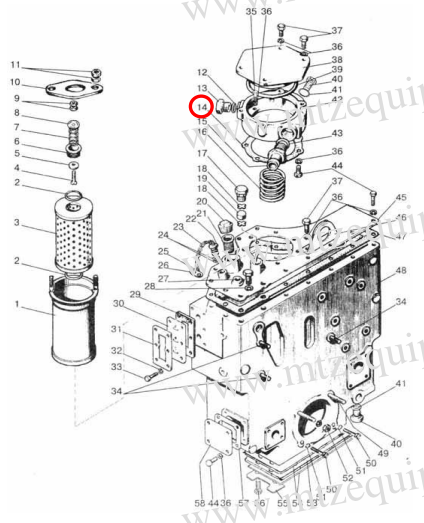



No.	Part# Short	Part# Long	Description	Weight, Kg	Price	Part number on the diagram	Diagram	Part Image
1945	85350204008	85-3502040-08	Use 85-3502040-01 Brake disk asbestos 204mm 8inch (TIIR) bonded type (H=10.5mm)	1.200	34.96	#2		
1946	853502196	85-3502196	Rod (302350805)	0.080	4.37	#4		
1947	853507120	85-3507120	Lever (16, 17, 21-27)	0.920	64.95	#25		
1948	854202010001	85-42020100-01	Band	1.000	89.73			

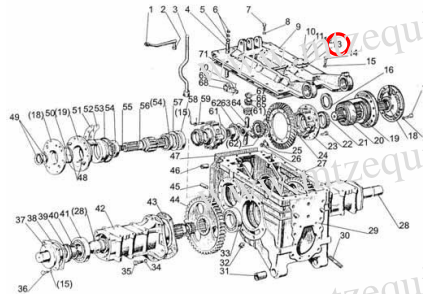

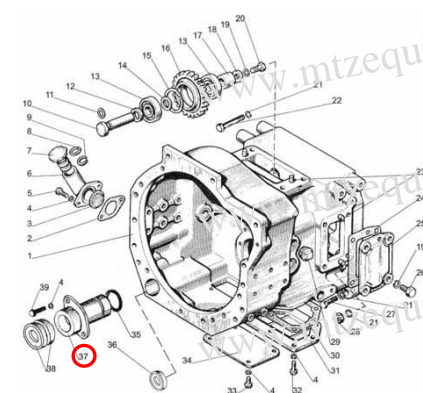

To order: Call 1-855-2GO-4MTZ x222 (1-855-246-4689 x222) Fax: 1-647-933-9066 Email: spares@mtzequipment.com

No.	Part# Short	Part# Long	Description	Weight, Kg	Price	Part number on the diagram	Diagram	Part Image
1949	854202033	85-4202033	Drum, MTZ 920	3.300	80.25			
1950	854202065	85-4202065	Carrier, MTZ 920	3.380	377.69			
1951	854202074	85-4202074	Lever (D=25mm)	0.184	13.01			
1952	854202100	85-4202100	Band with lining new style (Width 34mm)	0.770	89.73	#35		
1953	85420210001	85-4202100-01	Band with lining new style (Width 56mm)	1.270	105.03	#34		

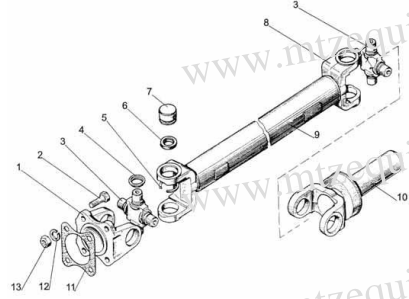

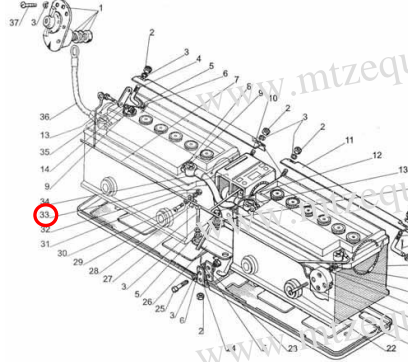

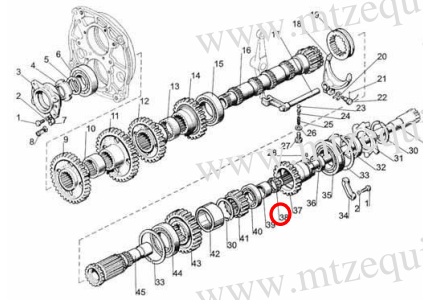

No.	Part# Short	Part# Long	Description	Weight, Kg	Price	Part number on the diagram	Diagram	Part Image
1954	854604010	85-4604010	Pump drive MTZ-10XX	3.840	251.91	#20		
1955	854607017	85-4607017	Bracket	3.900	120.33			
1956	854607063	85-4607063	Hose 302470900 24mm id x 75mm lon	0.040	5.13			
1957	854608031B	85-4608031-B	Gasket	0.040	5.90			
1958	854608086A	85-4608086-A	Gasket of hydraulic indicator	0.010	4.37	#29		

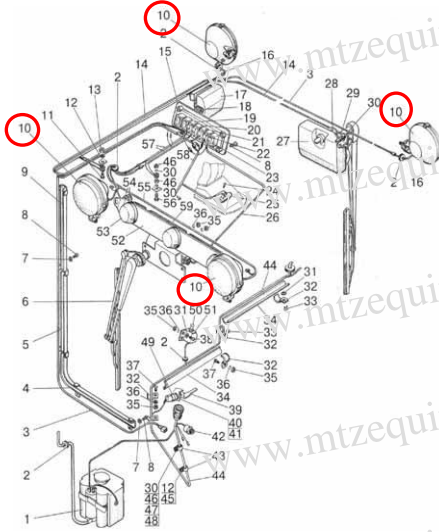

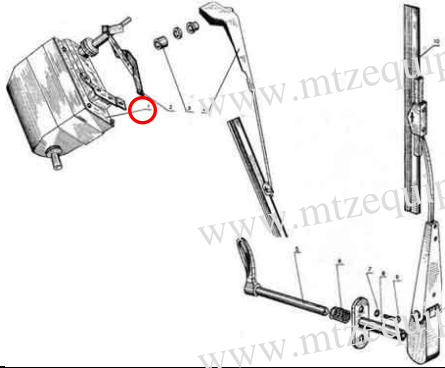
No.	Part# Short	Part# Long	Description	Weight, Kg	Price	Part number on the diagram	Diagram	Part Image
1959	854608087	85-4608087	Indicator / Sight glass- hydraulic tank	0.016	7.43	#30		
1960	854608089	85-4608089	Gasket of hyd. Tank Sleeve	0.010	2.84	#14		

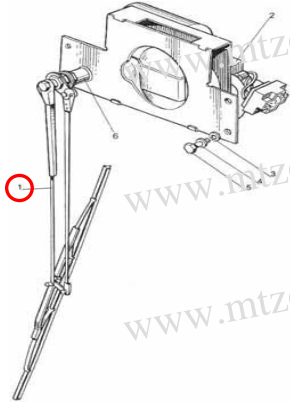

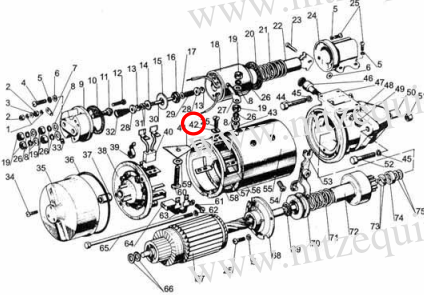



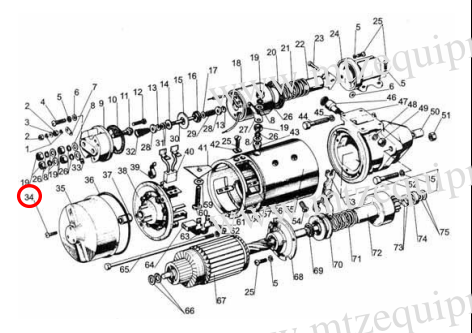

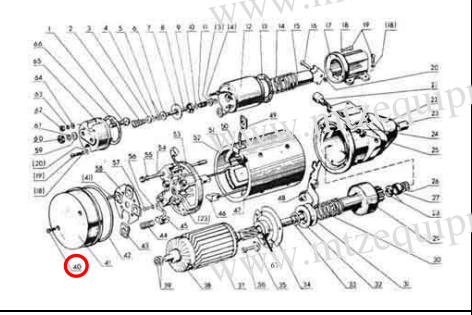

No.	Part# Short	Part# Long	Description	Weight, Kg	Price	Part number on the diagram	Diagram	Part Image
1961	854616031A	85-4616031-A	Mixer Gasket	0.040	2.99	#13		
1962	856700036B	85-6700036-B	Cover	0.720	41.09			
1963	858660031	85-8660031	Use 3747.025		-			
1964	861802015B	86-1802015-B	Casing	0.900		#37		
1965	861802082	86-1802082	Gasket					

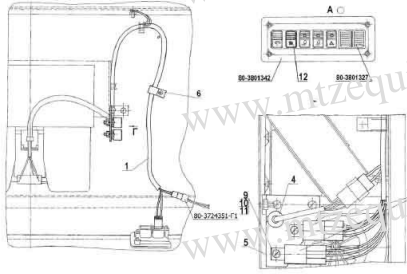



No.	Part# Short	Part# Long	Description	Weight, Kg	Price	Part number on the diagram	Diagram	Part Image
1966	862203010B	86-2203010-B	Cardan shaft MTZ-1025	6.300	372.78	#0		
1967	863227	8632.2/7	Change-over switch 12/24V (Selector Switch) or Use 3709.165	-	-	#33		
1968	864710E	864710E	Roller bearing (plastic separator) (864710E GOST 24310-80)	0.070	12.78	#38		

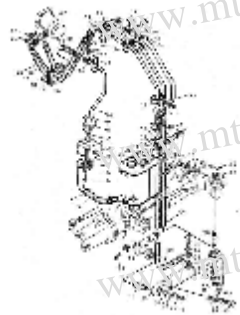
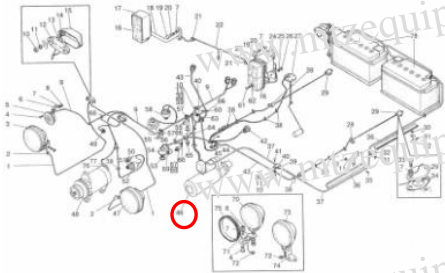

No.	Part# Short	Part# Long	Description	Weight, Kg	Price	Part number on the diagram	Diagram	Part Image
1969	87243106	8724.31.06	Worklights	0.520	38.03	#10		
1970	8733107012	8733107012	Use C70-3107012		-			
1971	874230	8742.30	Rear Wiper Motor	1.300	126.53	#1		
1972	8746100	8746100	Use 5205.20.01		-			
1973	874618521	874618521	Use 874618521SA		-			
1974	874618521SA	874618521SA	Rear wiper arm		32.78			
1975	874618541A	874618541A	Wiper blade		21.53			

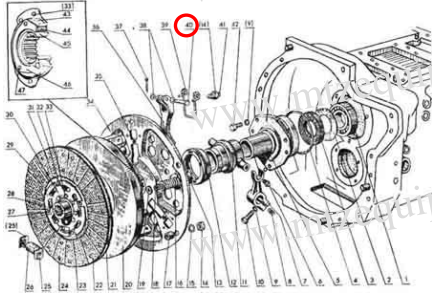

No.	Part# Short	Part# Long	Description	Weight, Kg	Price	Part number on the diagram	Diagram	Part Image
1976	874648	8746.48	Use 5205.25.01 Level with brush		-	#1		
1977	87464821	87464821	Use XFWR26		-			
1978	89011	89-01:1	Lens of rear light (7303.3716.20.000), part of 371	0.145	20.88			
1979	8H1531M	8H1531M	Nut (8x-1531-M)	0.003	0.39	#42		

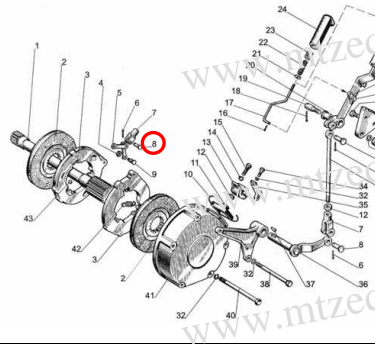

No.	Part# Short	Part# Long	Description	Weight, Kg	Price	Part number on the diagram	Diagram	Part Image
1980	8H1541	8H1541	Screw (8N1541)	0.001	0.39	#34		
1981	8H1580	8H1580	Screw (M5x10)	0.003	0.39	#40		
1982	8TOST3700111575	8T OST 37.001.115-75	Washer 8T OST 37.001.115-75	-	0.22			
1983	9000000010KDS	900-0000010KDS	Parts book for 900 series	1.000	61.20			
1984	9000000010RE	900-0000010 RE	User Manual MTZ 900/900.2/900. 3/920/920.3/92 0.2/95					
1985	90011	90-01:1	Lens of MTZ1221 front light, part of 3712.055	0.110	19.05			

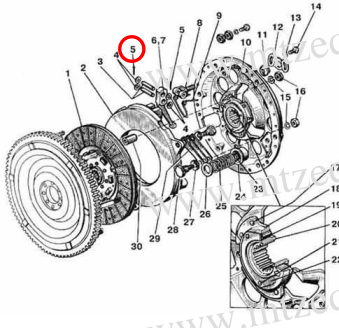

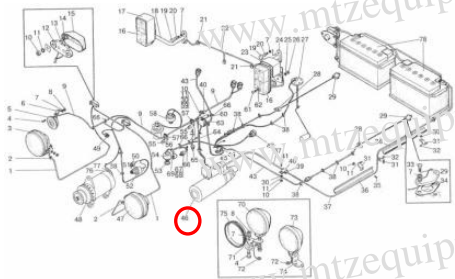

No.	Part# Short	Part# Long	Description	Weight, Kg	Price	Part number on the diagram	Diagram	Part Image
1986	9008425	9008425	Use EI8009M-9		-			
1987	90374710	90.3747-10	Relay 24V, 20/10A	0.035	7.43	#13		
1988	908400021	90-8400021	Clamp	0.020	1.76			
1989	90909066	90909066	Use M14x1.5.6N.04. 40.019		-			
1990	911031	911031	Use M8-6GX20		-			
1991	911035	911035	Use M8-6GX30		-			
1992	911038	911038	Use M8-6GX40		-			
1993	911042	911042	Use M8-6GKH50		-			
1994	911045	911045	Use M8-6GX65		-			
1995	911047	911047	Use M8-6GKH80		-			
1996	911063	911063	Bolt m10x20		-			
1997	911080	911080	Use M10-6GKH60		-			
1998	911086	911086	Use M10-6GKH75		-			
1999	911107	911107	Use M12-6GKH35		-			
2000	911108	911108	Use M12-6GKH40		-			
2001	911114	911114	Use M12-6GX55		-			
2002	911158	911158	Use M16-6GKH40		-			
2003	913019	913019	Use M6 TU 23.1.503-91		-			



No.	Part# Short	Part# Long	Description	Weight, Kg	Price	Part number on the diagram	Diagram	Part Image
2004	913029	913029	Use M8-6N6019A		-			
2005	913031	913031	Use M8-6N6019B		-			
2006	913033	913033	Use M8 TU 23.1.503-91		-			
2007	913043	913043	Use M10 TU 23.1.503-91		-			
2008	913047	913047	Use M12x1.25	0.010	0.54			
2009	913059	913059	Washer					
2010	913061	913061	Nut M16KH1,5-6N.6.019 GOST	0.040	0.69			
2011	913061	913061	Use M16x125		-			
2012	913079	913079	Nut 20x1.5 non casselated			#55		
2013	9142780	9142780	12V Gear reduction Starter Magnetron	5.800	438.27	#46		

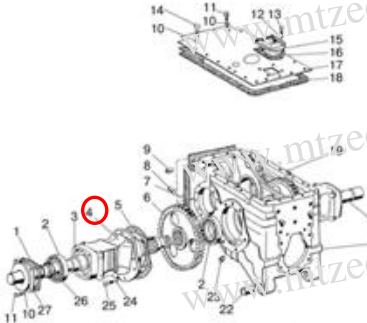

No.	Part# Short	Part# Long	Description	Weight, Kg	Price	Part number on the diagram	Diagram	Part Image
2014	915206	915206	Ring S40 GOST 13940-86	0.010	1.76			
2015	915207	915207	Ring 2S50 GOST 13940-86	0.010	1.76			
2016	915210	915210	Ring 2S60 GOST 13940-86	-	1.91			
2017	915212	915212	Ring 2S65 GOST 13940-86	0.020	1.91			
2018	915216	915216	Ring 2S80 GOST 13941-86	0.020	1.76			
2019	915219	915219	Ring 2S90 GOST 13941-86	0.020	1.76			
2020	915243	915243	Use N05103632					
2021	915254	915254	Ring S40 GOST 13943-86	0.010	1.76			
2022	915255	915255	Ring S42 GOST 13941-86	0.010	1.76			
2023	915260	915260	Ring S47 GOST 13941-86	0.010	8.19			
2024	915308	915308	Pin, d=8mm; l=65mm (8x65) (70-1601096) (OST 37.001.163 - 75)	0.030	4.05	#40		
2025	915308Sub	915308_Sub	Use 70-1601096					
2026	915310	915310	Palec 10KH28 OST 37.001.163-97	-	1.31			

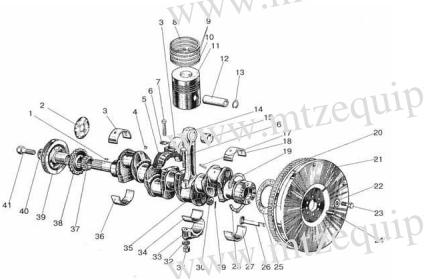

No.	Part# Short	Part# Long	Description	Weight, Kg	Price	Part number on the diagram	Diagram	Part Image
2027	915312	915312	Pin, (12x32) (OST 37.001.163-75)	0.030	1.31	#8		
2028	916009	916009	Use 8T OST 37.001.115-75		-			
2029	916011	916011	Use 10 OT 37.001.115-75		-			
2030	916013	916013	Use 10L OST 37.001.115-75		-			
2031	916015	916015	Use 12OT OST 37.001.115-75		-			
2032	916017	916017	Use 14OT OST 37.001.115-75		-			
2033	916019	916019	Use 16OT OST 37.001.115-75		-			
2034	916023	916023	Use 18OT OST 37.001.115-75		-			
2035	916025	916025	Use 20OT OST 37.001.115-75		-			
2036	916080	916080	Use 22OT OST 37.001.115-75		-			

No.	Part# Short	Part# Long	Description	Weight, Kg	Price	Part number on the diagram	Diagram	Part Image
2037	917110	917110	Cotter/split pin (3,2x18.019) GOST 39, Used with 40-4607032	0.001	0.22	#5		
2038	917130	917130	Cotter pin 5x45.019	0.007	0.22			
2039	9172780	9172780	24V Gear reduction Starter Magnetron	5.760	438.27	#46		
2040	917340	917340	Pin A.8X45.65G GOST 14229-93	-	2.37			
2041	917508	917508	Use KR25	0.160	-			
2042	917510	917510	Use VS11-8101010	0.170	-			
2043	917511	917511	Cock PO 11 TU RB 03973223. 008-2000	-	17.37			
2044	921013	921013	Use 115K5	0.620	-			
2045	921015	921015	Use 204A		-			
2046	921021	921021	Use 207A		-			
2047	921022	921022	Use 210	0.460	-			

No.	Part# Short	Part# Long	Description	Weight, Kg	Price	Part number on the diagram	Diagram	Part Image
2048	921023	921023	Use 208A		-			
2049	921025	921025	Use 209A	0.400	-			
2050	921032	921032	Use 217K5		-			
2051	921039	921039	Use 305A	0.230	-			
2052	921041	921041	Use 306K5	0.350	-			
2053	921043	921043	Use 307A		-			
2054	921047	921047	Use 309	0.830	-			
2055	921049	921049	Use 311A		-			
2056	921053	921053	Use 409		-			
2057	921054	921054	Use 7212A	0.800	-			
2058	921054Sub	921054_Sub	Use 263212A					
2059	921055	921055	Use 2310KM	1.110	-			
2060	921068	921068	Use 7509A		-			
2061	921078	921078	Use 7514A		-			
2062	921079	921079	Use 7306					
2063	921083	921083	Use 7506A	0.300	-			
2064	921085	921085	Use 7507A	0.450	-			
2065	921095	921095	Use 7607A	0.790	-			
2066	921099	921099	Use 7609KU	1.410	-			
2067	921104	921104	Use 6-7610		-			
2068	921106	921106	Use 3KK30KH35KH46E		-			
2069	921120	921120	Use 6-12115KM	0.640	-			
2070	921129	921129	Use 6-42212KM	0.900	-			
2071	921147	921147	Use 6-50306K		-			
2072	921149	921149	Use 50308A		-			
2073	921150	921150	Use 60210		-			
2074	921152	921152	Use 6-67512		-			
2075	921179	921179	Use 664714E		-			
2076	921185	921185	Use 664910E		-			
2077	921189	921189	Use 692215K1M		-			



No.	Part# Short	Part# Long	Description	Weight, Kg	Price	Part number on the diagram	Diagram	Part Image
2078	921195	921195	Use 822707D		-			
2079	921197	921197	Use 864710E		-			
2080	921217	921217	Use 2007109		-			
2081	921229	921229	Use 3KK72KH82KH45E		-			
2082	921230	921230	Use 3KK		-			
2083	921240	921240	Use 7212A	0.930	-			
2084	9212407018	921-2407018	Tube		1118.78	#4		
2085	921247	921247	Use 217A		-			
2086	921304	921304	Use 1027307A		-			
2087	921317	921317	Use 53609		-			
2088	92138402250A	921.3-8402250-A	Hood Handle	0.096	17.02			
2089	921407	921407	Use 8208		-			
2090	921547	921547	Bearing 822707D1	0.155	65.48			
2091	921547	921547	Use 822707D1		-			
2092	921557	921557	Use 7507A		-			
2093	922121	922121	Ball 10,0-60 GOST 3722-81	-	0.84			
2094	922135	922135	Use 22225100	0.050	-			

No.	Part# Short	Part# Long	Description	Weight, Kg	Price	Part number on the diagram	Diagram	Part Image
2095	9221702019	922-1702019	Gaiter (2-gearstick)	0.020	65.25			
2096	9221702024	922-1702024	Gasket	0.380	1.91			
2097	9221702026	922-1702026	Gasket	0.330	1.61			
2098	9221702080	922-1702080	Forks housing	8.250	359.01			
2099	922207	922207	Roller 4X34.8A3 GOST 6870-81	0.100	1.61			
2100	922208	922208	Rolik 5KH27.8 A3 GOST 6870-81	-	1.61			
2101	922211	922211	Rolik 6KH27.8 A3 GOST 6870-81	-	1.61			
2102	922212	922212	Rolik 10KH30 D II GOST25255-82	-	1.91			
2103	922221	922221	Rolik 5KH29.8A2 GOST 6870-81	-	1.91			
2104	922224	922224	Rolik 4KH29.8A3 GOST 6870-81	-	1.91			
2105	92906302	929.063.02	Use 245-1004060a					
2106	92906331	929.063.31	Use 24-110-30-01					
2107	92906344	929.063.44	Piston rings (12pcs) set for EURO-1/2 engines D-243C/D-25C/D-245.5C and new EURO-0 D-245/D-245.5	0.400	129.51	#0		
2108	941103	941103	Use 006-010-25-1-4		-			

No.	Part# Short	Part# Long	Description	Weight, Kg	Price	Part number on the diagram	Diagram	Part Image
2109	941109	941109	Use 011-014-19-1-4		-			
2110	941111	941111	Use 011-015-25-2-4		-			
2111	941113	941113	Use 011-016-30-2-4		-			
2112	941115	941115	Use 012-015-19-2-4		-			
2113	941119	941119	Use 013-017-25-1-4		-			
2114	941123	941123	Use 014-017-19-2-4		-			
2115	941132	941132	Use 017-020-19-2-4		-			
2116	941133	941133	Use 017-021-25-2-2		-			
2117	941135	941135	Use 017-022-30-1-4		-			
2118	941141	941141	Use 019-023-25-2-4		-			
2119	941143	941143	Use 020-025-30-1-4		-			
2120	941147	941147	Use 021-025-25-1-4		-			
2121	941149	941149	Use 022-025-19-1-4		-			
2122	941157	941157	Use 025-030-30-1-4		-			
2123	941158	941158	Use 025-029-25-2-2		-			

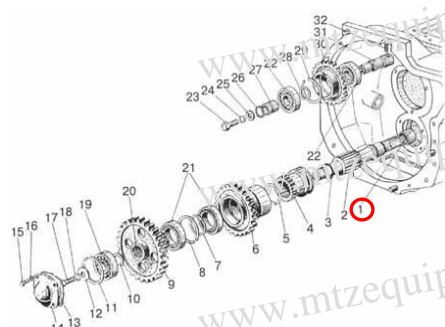

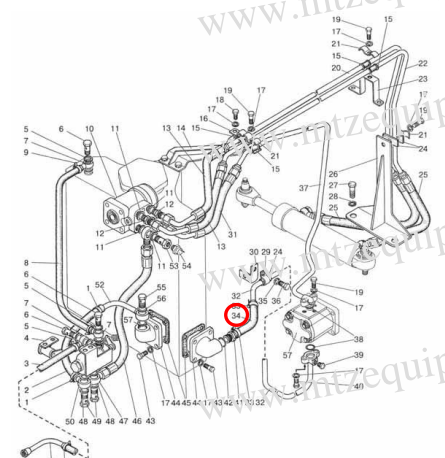

No.	Part# Short	Part# Long	Description	Weight, Kg	Price	Part number on the diagram	Diagram	Part Image
2124	941161	941161	Use 027-032-30-1-4		-			
2125	941166	941166	Use 032-036-25-2-4		-			
2126	941167	941167	Use 030-034-25-1-4		-			
2127	941171	941171	Use 035-040-30-1-4		-			
2128	941173	941173	Use 038-046-46-1-4		-			
2129	941177	941177	Use 042-050-46-2-4		-			
2130	941179	941179	Use 045-050-30-2-2		-			
2131	941181	941181	Use 048-052-25-2-4		-			
2132	941185	941185	Use 054-060-36-1-4		-			
2133	941187	941187	Use 055-060-30-2-4		-			
2134	941188	941188	Use 055-063-46-1-4		-			
2135	941191	941191	Use 045-051-36-2-2		-			
2136	941193	941193	Use 059-065-36-2-4		-			
2137	941201	941201	Use 070-080-58-1-4		-			
2138	941203	941203	Use 075-080-30-1-4		-			

No.	Part# Short	Part# Long	Description	Weight, Kg	Price	Part number on the diagram	Diagram	Part Image
2139	941204	941204	Use 079-085-36-2-2		-			
2140	941207	941207	Use 085-090-30-1-4		-			
2141	941209	941209	Use 089-095-36-1-4		-			
2142	941214	941214	Use 100-105-30-2-4		-			
2143	941216	941216	Use 110-115-30-1-4		-			
2144	941219	941219	Use 120-125-30-1-4		-			
2145	941221	941221	Use 130-135-30-1-4		-			
2146	941222	941222	Use 135-140-36-2-2		-			
2147	941223	941223	Use 150-155-36-1-4		-			
2148	941225	941225	Use 160-165-36-1-4		-			
2149	941227	941227	Use 205-210-36-1-4		-			
2150	941228	941228	Use 290-300-58-1-4		-			
2151	941230	941230	Use 205-215-58-2-2		-			
2152	941232	941232	Use 130-140-58-2-2		-			
2153	941235	941235	Use 028-036-46-2-2		-			

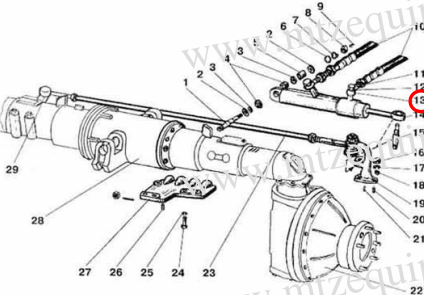

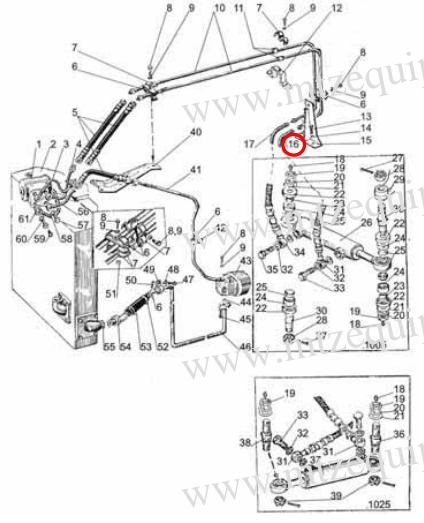



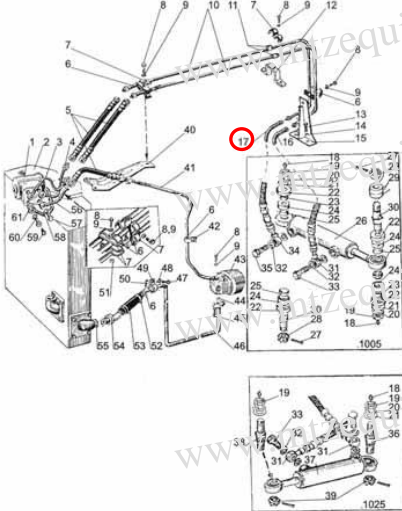

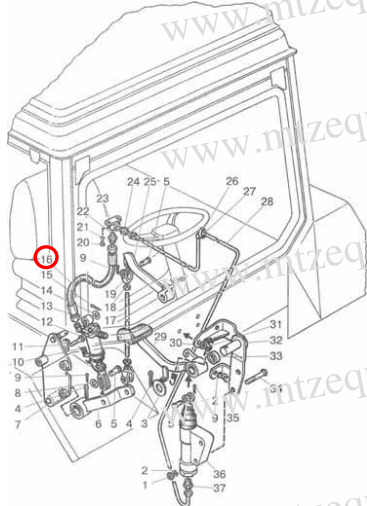

No.	Part# Short	Part# Long	Description	Weight, Kg	Price	Part number on the diagram	Diagram	Part Image
2154	941236	941236	Use 066-071-30-2-2		-			
2155	941239	941239	Use 028-036-46-2-4		-			
2156	941242	941242	Use 099-105-36-2-2		-			
2157	941253	941253	Use 024-028-25-1-4		-			
2158	941254	941254	Use 021-024-19-2-2		-			
2159	941255	941255	Use 155-165-58-2-4		-			
2160	942103	942103	Use 2.2-25KH42-1		-			
2161	942105	942105	Use 2.2-80x105-1		-			
2162	942110	942110	Use 2.2-38KH62-1/4		-			
2163	942111	942111	Use 2.2-38x58-1		-			
2164	942112	942112	Use 1.2-38KH58-1		-			
2165	942115	942115	Use 2.2-45KH65-1		-			
2166	942116	942116	Use 2.2-52KH75-1		-			
2167	942119	942119	Use 2.2-60KH85-1		-			
2168	942123	942123	Use 2.2-75KH100-1		-			
2169	942125	942125	Use 2.2-80KH105-1		-			

No.	Part# Short	Part# Long	Description	Weight, Kg	Price	Part number on the diagram	Diagram	Part Image
2170	942127	942127	Use 2.2-85KH110-3		-			
2171	942128	942128	Use 2.2-90KH120-1		-			
2172	942130	942130	Use 240-1002305		-			
2173	942131	942131	Use 2.2-120KH150-1		-			
2174	942200	942200	Use 2.2-135KH160-1		-			
2175	942202	942202	Use 2.2-55KH82-1		-			
2176	942302	942302	Tire 9.00R20/6TT BEL-31 GOST 7463-2003	40.00	298.08			
2177	942303	942303	Tire 11.2-20/8TT F- 35-1 GOST 7463-2003	49.00	416.09			
2178	942304	942304	Tire 18.4R34/8 TT F-11 (460/85R34)	150.00	1 231.55			
2179	942306	942306	Tire + tube 18.4R38 F-111 (460/85R38)	190.00	1 460.31			
2180	942307	942307	Tire 15.5R38/8 TT F-2A GOST 7463-2003	115.00	894.51			

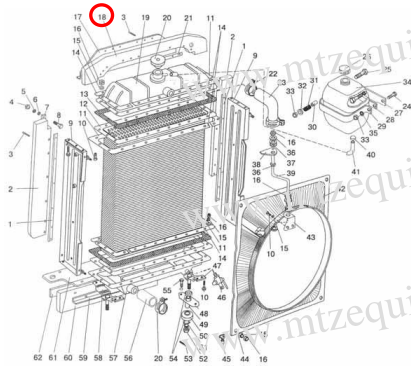
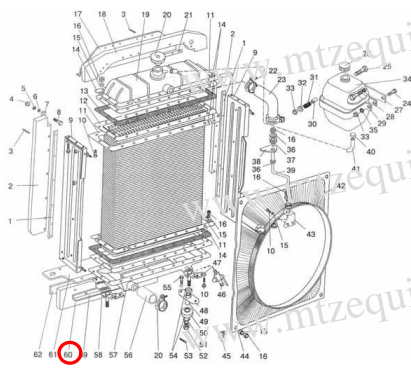
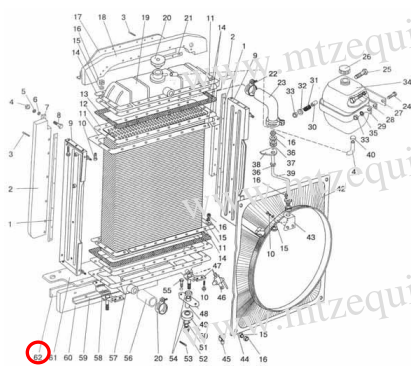
No.	Part# Short	Part# Long	Description	Weight, Kg	Price	Part number on the diagram	Diagram	Part Image
2181	942312	942312	Tire + tube 16.9R38 PR8 F-52 (420/85R38)	146.00	946.53			
2182	94240	942/40	Bearing RR1-942/40 of 70-1601021-B shaft (d=40; D=50; L=32mm)	0.151	25.79	#1		
2183	950480206201	950-4802062-01	Hose	0.190	8.64			
2184	951003023	951003023	Use 095-100-30-2-4					
2185	9523407014	952-3407014	Hose (D=27mm, d=18mm, L=152mm)	0.050	3.60	#34		

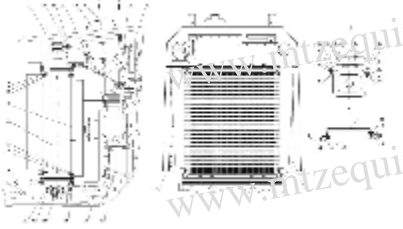
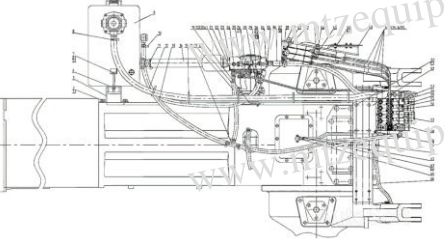
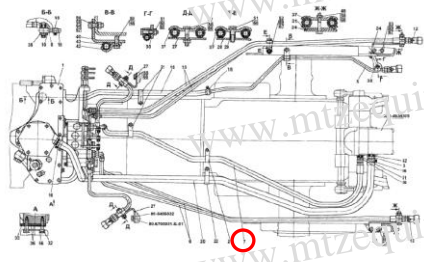

To order: Call 1-855-2GO-4MTZ x222 (1-855-246-4689 x222) Fax: 1-647-933-9066 Email: spares@mtzequipment.com

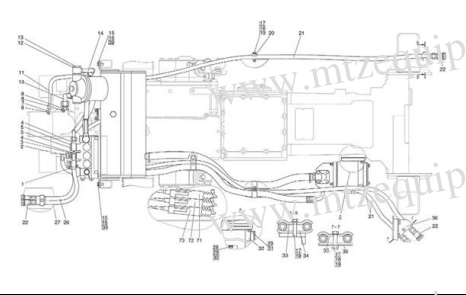
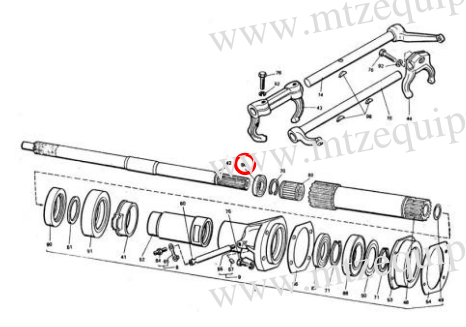

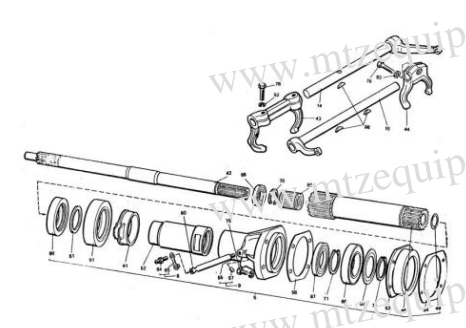

No.	Part# Short	Part# Long	Description	Weight, Kg	Price	Part number on the diagram	Diagram	Part Image
2186	9523407020	952-3407020	Reducer	0.080	50.27	#13		
2187	952340710002	952-3407100-02	High Pressure hose (F8KH1) (L=690mm, Dy=8; M16x1.5; S=19)	0.600	41.09	#16		

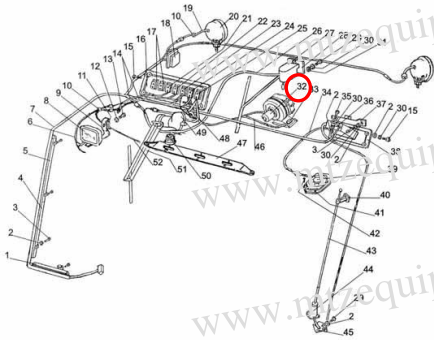

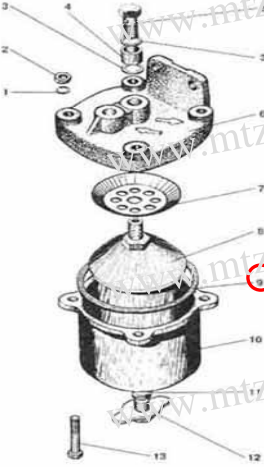

No.	Part# Short	Part# Long	Description	Weight, Kg	Price	Part number on the diagram	Diagram	Part Image
2188	952340710004	952-3407100-04	High Pressure hose (F8KH1) (L=590mm; Dy=8; M16x1.5; S=19)	0.440	41.09	#17		
2189	952340710012	952-3407100-12	High Pressure hose (F8KH1) (L=485mm; Dy=8; M16x1.5; S=19)	0.390	41.09	#16		

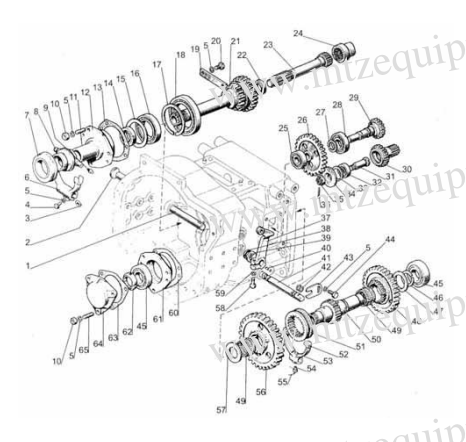

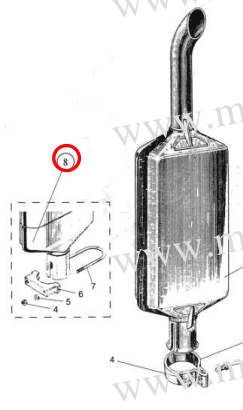



No.	Part# Short	Part# Long	Description	Weight, Kg	Price	Part number on the diagram	Diagram	Part Image
2190	95241301310	952.4-1301310	Seal			#18		
2191	95241301320	952.4-1301320	Seal			#60		
2192	95241301330	952.4-1301330	Seal			#61		

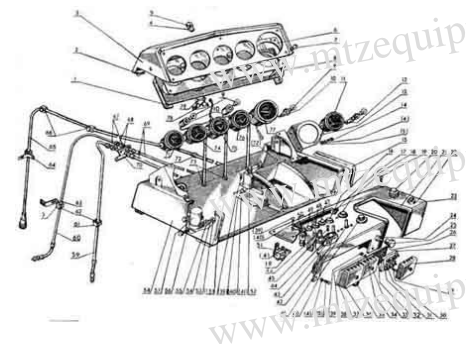

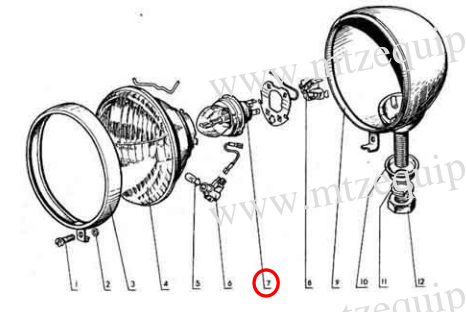

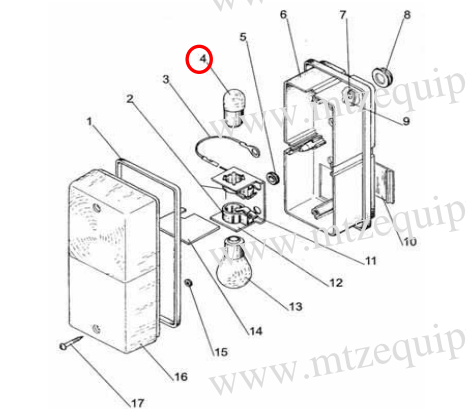

No.	Part# Short	Part# Long	Description	Weight, Kg	Price	Part number on the diagram	Diagram	Part Image
2193	9,52413E+12	952.4-1301330-01	Seal			#4		
2194	9524607063	952-4607063	Hose	0.110	5.58			
2195	9524607080	952-4607080	Banjo fitting	0.240	22.73			
2196	9524607140	952-4607140	High Pressure Hose F16KH	0.760	59.13			
2197	952460714001	952-4607140-01	High Pressure Hose F16X2	0.593	32.82			
2198	952460714002	952-4607140-02	Hose			#		
2199	952460714004	952-4607140-04	High Pressure Hose (F16KH) (L=2100mm; Dy=16; M24x1.5; S=27)	1.960	74.43	#7		

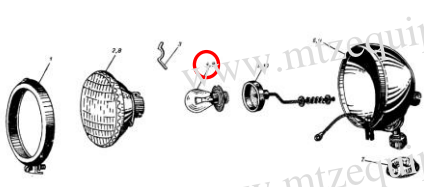

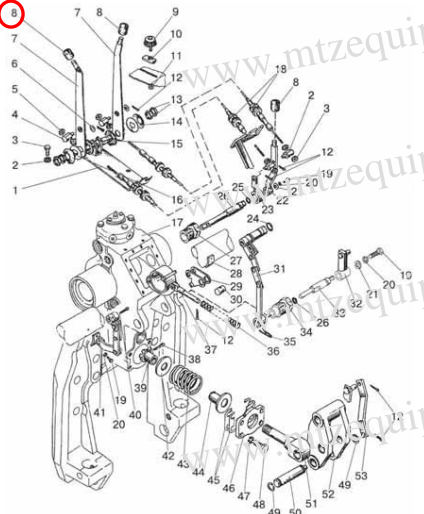

No.	Part# Short	Part# Long	Description	Weight, Kg	Price	Part number on the diagram	Diagram	Part Image
2200	952460714005	952-4607140-05	Hose			#		
2201	9588213S9	9588213S9	Throw-out Bearing, PTO of T-40	0.623	74.90	#86		
2202	9588217S9	9588217S9	Encased thrust ball/Throw-out Bearing D=125mm, T-40/T-25 before 1990 year	0.924	70.03	#0		

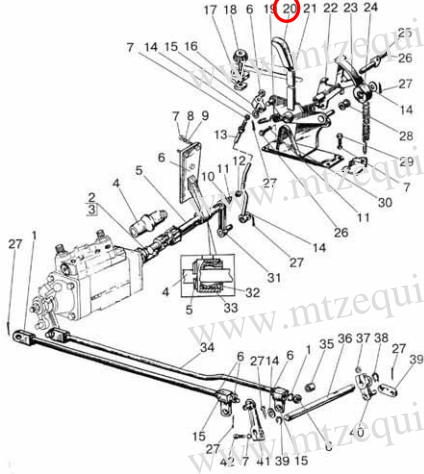

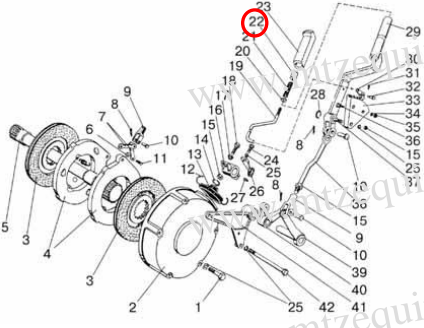

No.	Part# Short	Part# Long	Description	Weight, Kg	Price	Part number on the diagram	Diagram	Part Image
2203	97423730	9742.3730	Electric motor 3000 rpm, 90W, MTZ 920	1.600	97.08	#32		
2204	984410D	98-4-4-10D	Packing ring/gasket (A65.01.002) (50-1105013)	0.005	2.84	#9		
2205	984410DINKIT	98-4-4-10-D_IN_KIT	Part of D-243-EGK-ESK					

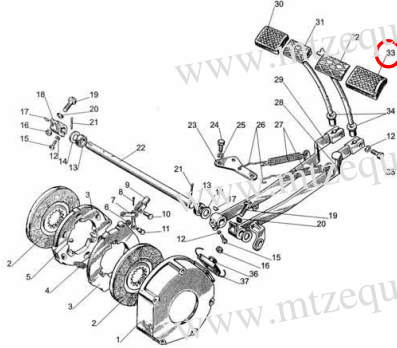

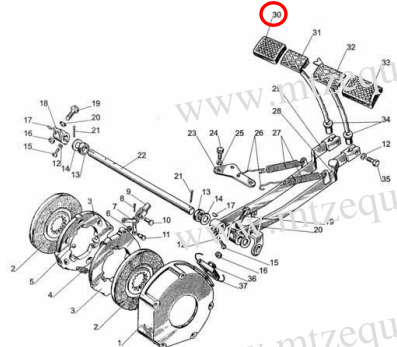

No.	Part# Short	Part# Long	Description	Weight, Kg	Price	Part number on the diagram	Diagram	Part Image
2206	986714KS17	986714KS17	Throw-out Bearing D=105mm, all MTZ and T-25 making after 1990 year	0.500	68.78	#0		
2207	A05027A1	A05-027-A1	Clip assy (245-1205130)		25.17	#8		
2208	A0509001	A05.09.001	Intake Valve		-			
2209	A0509002	A05.09.002	R.H. JOINT/ Outlet valve	0.119	-			
2210	A0509003	A05.09.003	Exhaust valve					
2211	A0509004	A05.09.004	L.H. joint/ Inlet Valve	0.135	-			
2212	A0614	A06-14	Use f803407157		-			

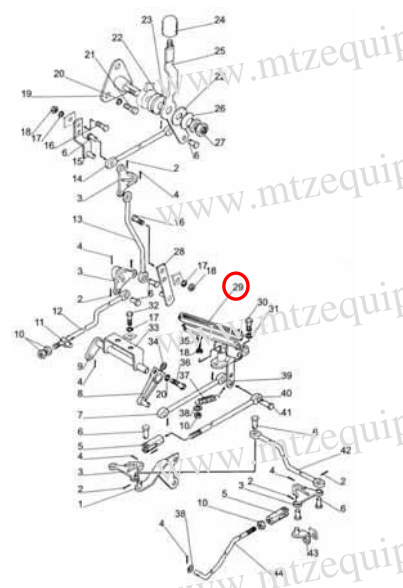

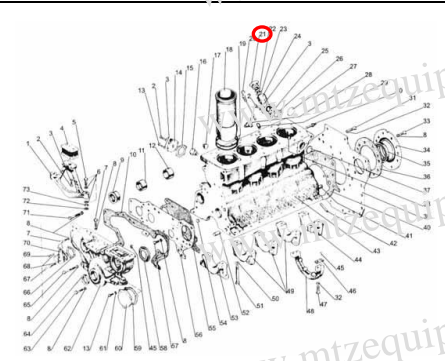



No.	Part# Short	Part# Long	Description	Weight, Kg	Price	Part number on the diagram	Diagram	Part Image
2213	A121	A12-1	Lamp/bulb 12V, 1W	0.002	2.52	#0		
2214	A124540	A12-45+40	Bulb with 3 metal prongs (R2, socle P45t/41)	0.010	2.99	#7		
2215	A125	A12-5	Bulb double contact	0.003	2.52	#4		

No.	Part# Short	Part# Long	Description	Weight, Kg	Price	Part number on the diagram	Diagram	Part Image
2216	A1250	A12-50	Bulb single contact		6.66			
2217	A125021	A12-50+21	2 prong Light Bulb (A40) 12V, 21cd, 50W of front I	0.006	6.66	#4,9		
2218	A1311000	A13.11.000	Handle	0.010	4.37	#8		

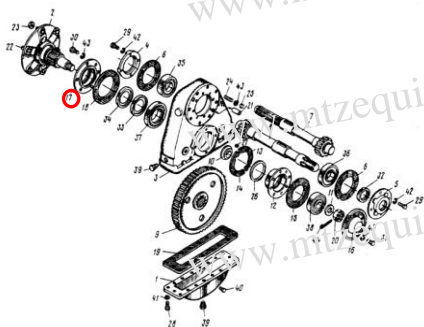

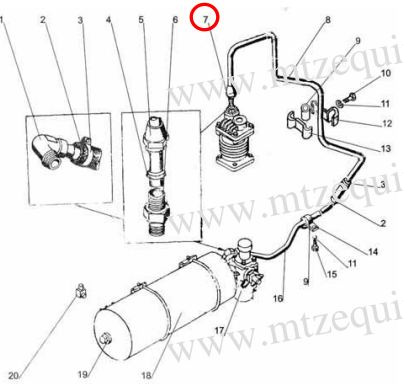

No.	Part# Short	Part# Long	Description	Weight, Kg	Price	Part number on the diagram	Diagram	Part Image
2219	A1317000	A13.17.000	P.T.O. lever handle	0.080	5.90	#20		
2220	A131700001	A13.17.000-01	Handle	0.080	6.51			
2221	A1319001A	A13.19.001-A	Handle	-	6.51			
2222	A1319002	A13.19.002	Button	-	2.22	#22		

No.	Part# Short	Part# Long	Description	Weight, Kg	Price	Part number on the diagram	Diagram	Part Image
2223	A1333002	A13.33.002	Rubber Brake & Clutch Pedal Pad	0.020	6.66	#33		
2224	A1334001	A13.34.001	Rubber Brake Pedal Pad	0.050	6.51	#30		

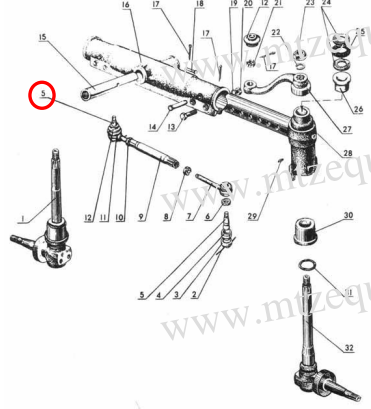

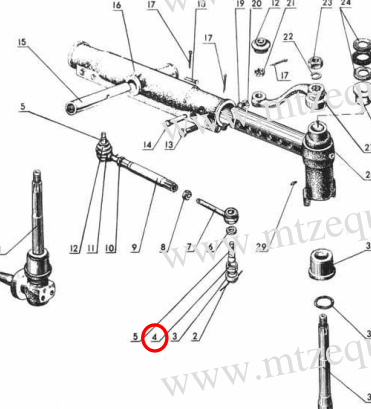

No.	Part# Short	Part# Long	Description	Weight, Kg	Price	Part number on the diagram	Diagram	Part Image
2225	A1336001	A13.36.001	Rubber throttle pedal boot (695M-1108043)	0.120	18.29	#29		
2226	A1901001	A19.01.001	Oil cap/ plug	0.110	10.49	#21		
2227	A1901003	A19.01.003	Ring		3.60			

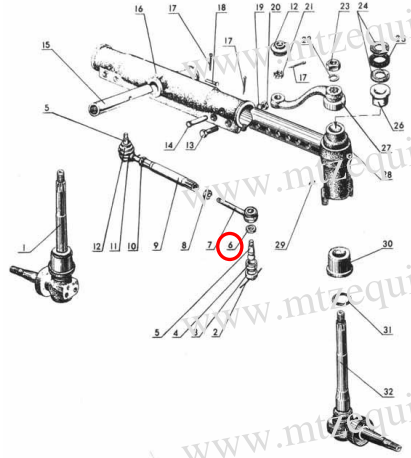

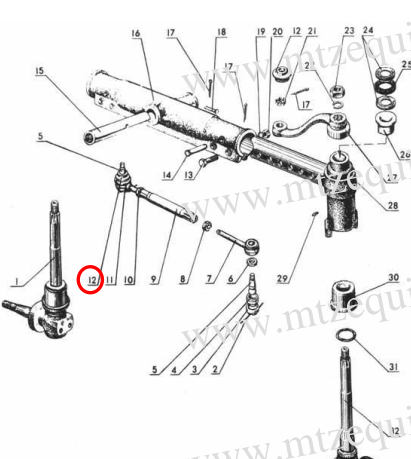



No.	Part# Short	Part# Long	Description	Weight, Kg	Price	Part number on the diagram	Diagram	Part Image
2228	A200400001	A20.04.000-01	Rod bolt with nut T-40/T-25 (M14x1.5; S=19; L=75mm)	0.120	8.19	#4 (14,13)		
2229	A2101270	A21.01.270	RADIATOR CAP/COVER (WIDE THROAT), 50 mm	0.144	22.88	#20		
2230	A230174240TcBN1	A23.01-74-240 TcBN1	Use 50-1004140-M-N1		-			
2231	A230174240TN1	A23.01-74-240TN1	Use 50-1004140-M-N1		-			
2232	A230181240TcBN1	A23.01-81-240 TcBN1	Use 50-1005100-M-N1		-			

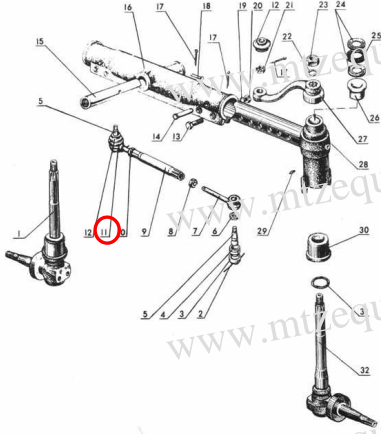

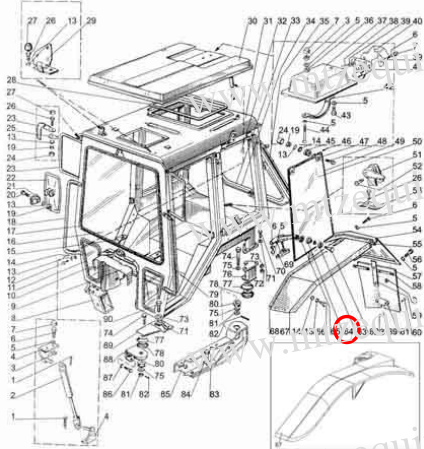

No.	Part# Short	Part# Long	Description	Weight, Kg	Price	Part number on the diagram	Diagram	Part Image
2233	A230181240TN1	A23.01-81-240TN1	Use 5061005100-M-N1		-			
2234	A230191260CBN1	A23.01-91-260CBN1	Main bearings shells set					
2235	A2539120	A25.39.120	Bearing housing	1.000	49.95	#17		
2236	A280400000A	A28.04.00.000-A	Drain filter FSV 25-80-0.63	1.210	144.81			
2237	A290500003BZA	A29.05.000-03-BZA	Pneumatic compressor		371.25			
2238	A2905000BZA	A29.05.000-BZA	Pneumatic compressor (144L/min) (D-245/260)		371.25	#7		

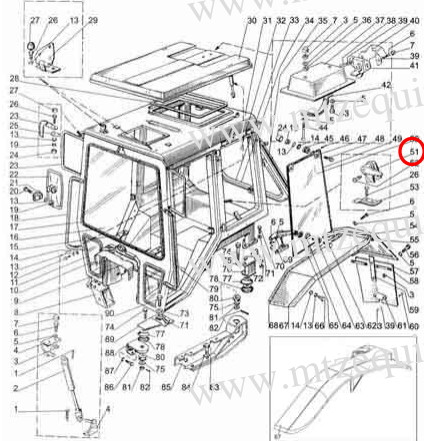

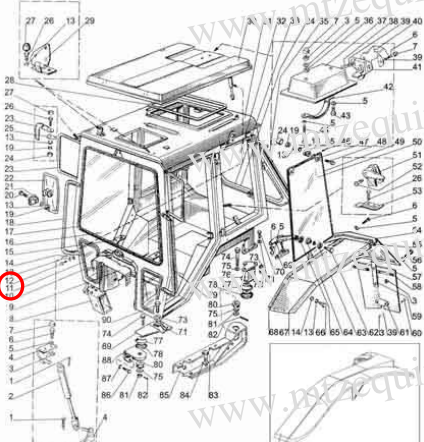

No.	Part# Short	Part# Long	Description	Weight, Kg	Price	Part number on the diagram	Diagram	Part Image
2239	A3532000A	A35.32.000-A	R-h joint/Tie Rod End assembly (M22x1.5)	1.400	65.25	#7		
2240	A3532000A01	A35.32.000-A-01	L-h Tie Rod End ball joint assembly with left thre	1.250	65.25	#0		
2241	A3532001	A35.32.001	Hinge RH		43.83			
2242	A353200101	A35.32.001-01	Hinge LH		43.83			

No.	Part# Short	Part# Long	Description	Weight, Kg	Price	Part number on the diagram	Diagram	Part Image
2243	A3532002A	A35.32.002-A	Ball Pin, D=32 mm (50-3003021)	0.300	19.26	#5		
2244	A3532003	A35.32.003	Shell/insert (50-3003028)	0.022	2.84	#4		
2245	A3532003InKit	A35.32.003_ In_Kit	Part of A35.32.000-A		-			

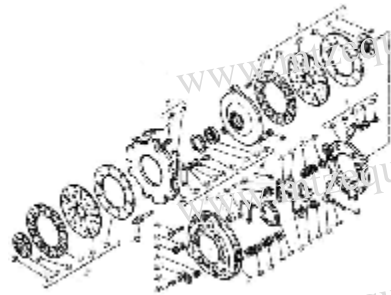
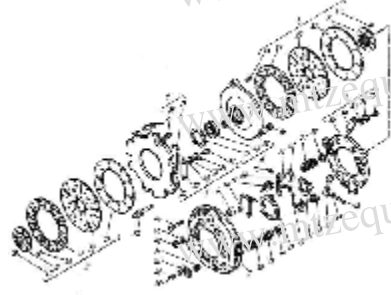
No.	Part# Short	Part# Long	Description	Weight, Kg	Price	Part number on the diagram	Diagram	Part Image
2246	A3532004	A35.32.004	Shell/insert (50-3003029) (A35.32.007)	0.011	2.52	#6		
2247	A3532004InKit	A35.32.004_In_Kit	Part of A35.32.000-A		-			
2248	A3532005B	A35.32.005-B	Boot/Rubber Cap/Hood	0.028	3.14	#12		

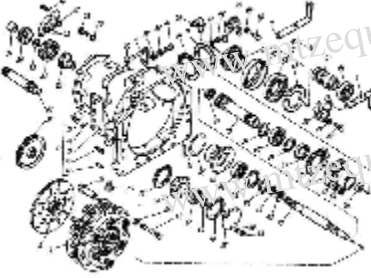
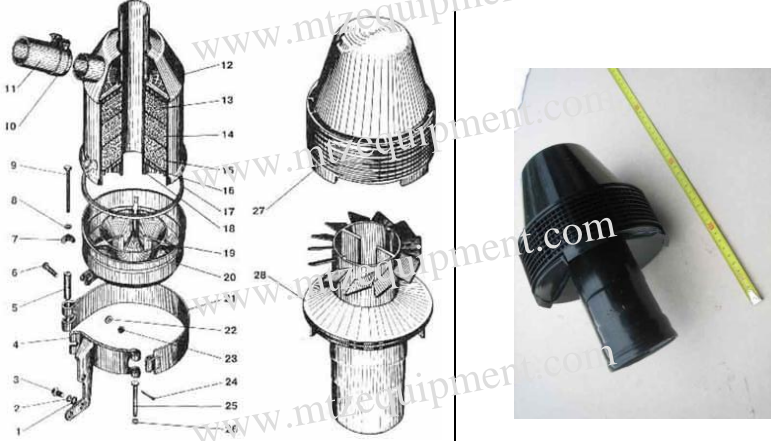



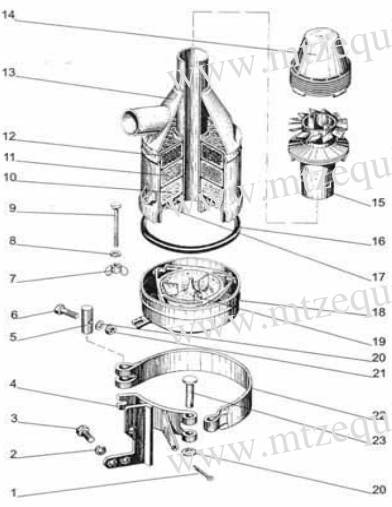

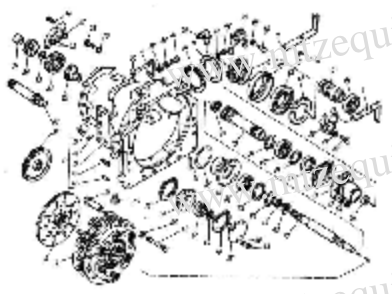
No.	Part# Short	Part# Long	Description	Weight, Kg	Price	Part number on the diagram	Diagram	Part Image
2249	A3532006	A35.32.006	Plug (50-3003018B) (M45x1.5; S=32)	0.130	17.52			
2250	A3532012	A35.32.012	Lock Nut, L-h (50-3003025) (M22x1.5; S=30)		3.60	#11		
2251	A353201201	A35.32.012-01	Lock Nut		3.60			
2252	A3701030	A37.01.030	R/H door door Latch		-			
2253	A3701041	A37.01.041	Bushing of detent screw	0.080	0.69	#64		

No.	Part# Short	Part# Long	Description	Weight, Kg	Price	Part number on the diagram	Diagram	Part Image
2254	A3704051	A37.04.051	Handle / must use 806708960	0.050	8.19			
2255	A3704052	A37.04.052	Handle	0.040	5.90			
2256	A3705020	A37.05.020	Locator/stop	0.450	40.47			
2257	A3705025	A37.05.025	Back window latch kit (Detent)	0.300	33.12	#51		
2258	A3708043	A37.08.043	Glass sealing	0.010	27.46	#11		
2259	A370804301	A37.08.043-01	Glass sealing	2.300	76.43			

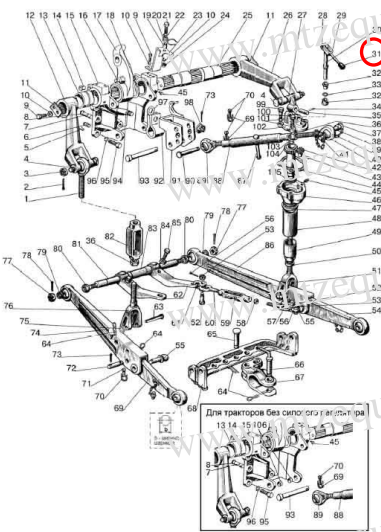

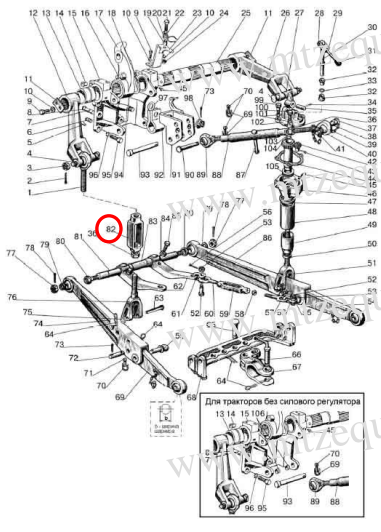

To order: Call 1-855-2GO-4MTZ x222 (1-855-246-4689 x222) Fax: 1-647-933-9066 Email: spares@mtzequipment.com

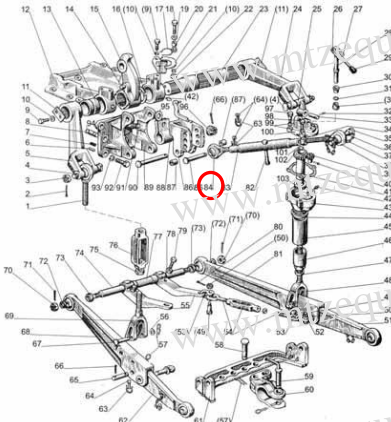

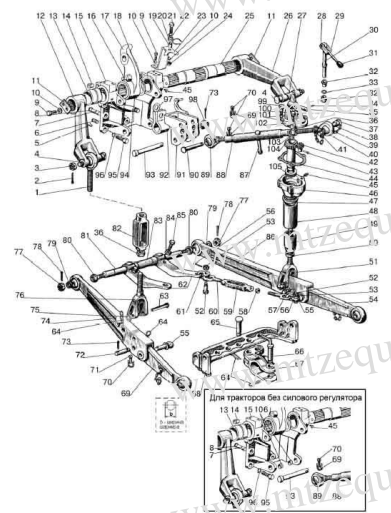

No.	Part# Short	Part# Long	Description	Weight, Kg	Price	Part number on the diagram	Diagram	Part Image
2260	A370804302	A37.08.043-02	Glass sealing	1.500	49.80			
2261	A370804303	A37.08.043-03	Glass sealing	0.920	29.91			
2262	A370804305	A37.08.043-05	Glass sealing	2.240	74.28			
2263	A3710031	A37.10.031	Lug,terminal	-	1.46			
2264	A5231000	A52.31.000	P.T.O. disc		184.59	#1		
2265	A523100010	A52.31.000-10	Main clutch disc		200.22	#2		

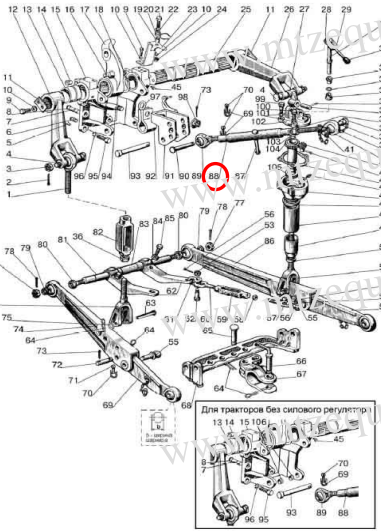

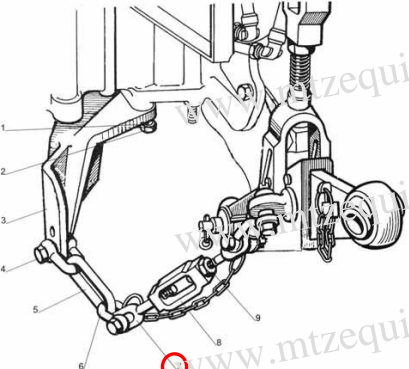

No.	Part# Short	Part# Long	Description	Weight, Kg	Price	Part number on the diagram	Diagram	Part Image
2266	A5232000	A5232000	Pressure plate		734.93	#6		
2267	A5321000	A53.21.000	Monocyclone set of D-243/ D-245.5	0.425	21.35	#0		

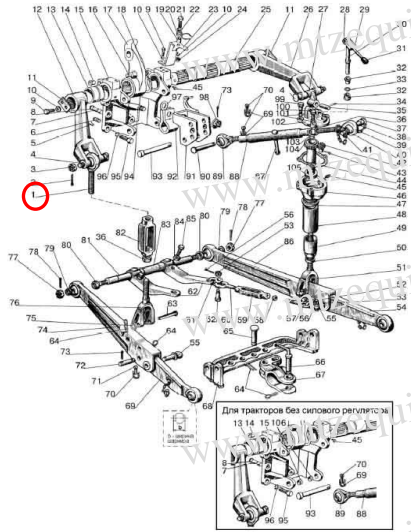

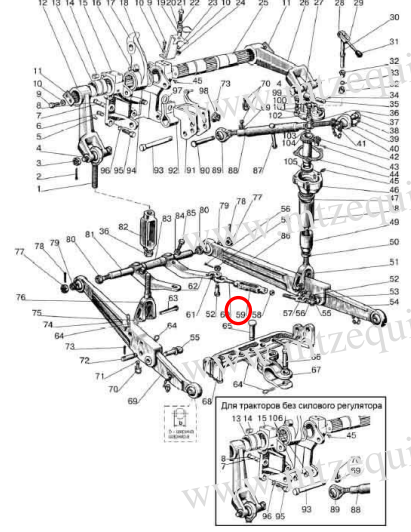

No.	Part# Short	Part# Long	Description	Weight, Kg	Price	Part number on the diagram	Diagram	Part Image
2268	A532100002	A53.21.000-02	Monocyclone set of D-245/ D-260, MTZ-1025/1221	0.436	24.41	#0		
2269	A5321001	A53.21.001	Connection, Part of A53.21.000		11.25			
2270	A5321002	A53.21.002	Cap, Part of A53.21.000		11.25			
2271	A557100	A55.71.00	Release lever set with bearing T-30			#7		



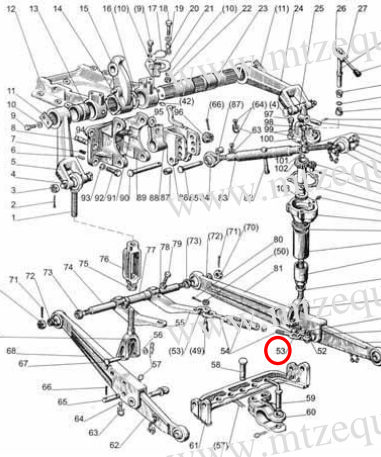

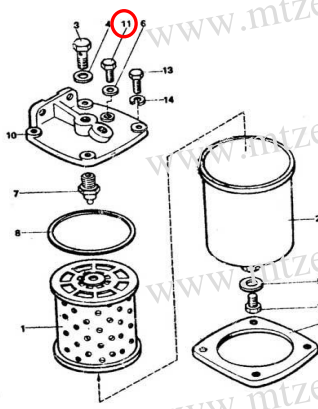
No.	Part# Short	Part# Long	Description	Weight, Kg	Price	Part number on the diagram	Diagram	Part Image
2272	A6101014	A61.01.014	Handle (d=13mm)	0.030	9.87	#31		
2273	A6102001	A61.02.001	Drop link turnbuckle	1.790	43.83	#82		

No.	Part# Short	Part# Long	Description	Weight, Kg	Price	Part number on the diagram	Diagram	Part Image
2274	A610210003	A61.02.100-03	L/H screw	2.120	74.43	#84		
2275	A610210005	A61.02.100-05	R-H screw to implement – category 2	2.060	65.25	#0		

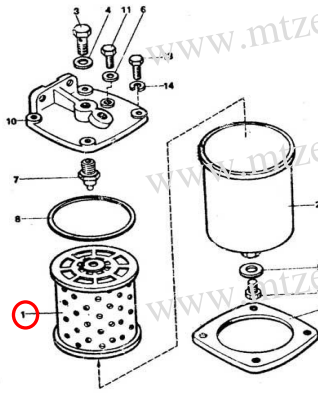

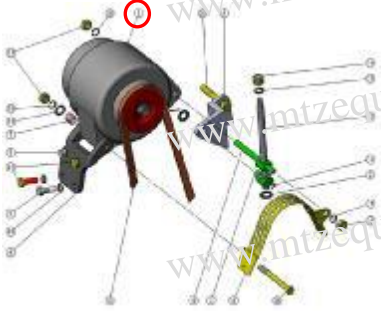
No.	Part# Short	Part# Long	Description	Weight, Kg	Price	Part number on the diagram	Diagram	Part Image
2276	A6103000	A61.03.000	Rod assy with pin d=22.5mm	5.540	218.25	#88		
2277	A6104002	A61.04.002	Turnbuckle screw- L-H	0.300	18.90	#7		

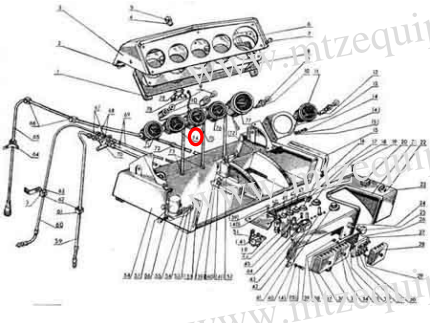

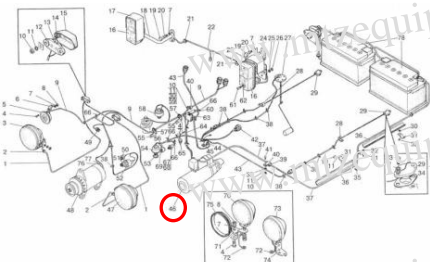

No.	Part# Short	Part# Long	Description	Weight, Kg	Price	Part number on the diagram	Diagram	Part Image
2278	A610400201	A61.04.002-01	Screw (right-hand thread)	0.302	18.90	#1		
2279	A6104003	A61.04.003	Turnbuckle (M18)	0.600	22.91	#59		

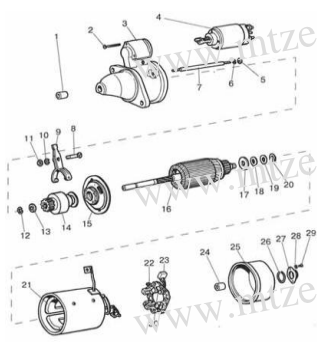

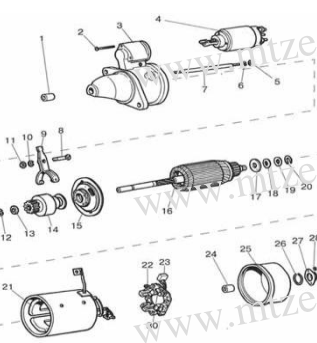



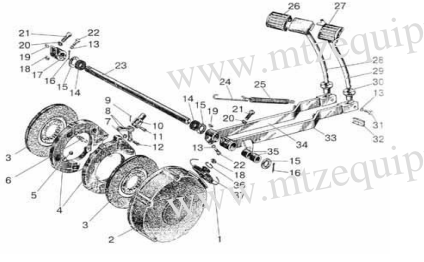

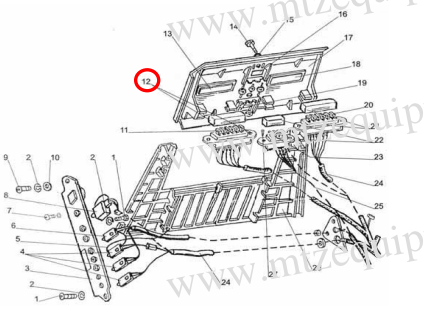

No.	Part# Short	Part# Long	Description	Weight, Kg	Price	Part number on the diagram	Diagram	Part Image
2280	A6109002	A61.09.002	Shackle (diff., from T25462822)	0.210	9.72	#53		
2281	A6501002	A6501002	Use 98-4-4-10-D		-			
2282	A6501005	A6501005	Discontinued, bolt			#11		
2283	A650110010	A65.01.100-10	Fuel filter element, MTZ/T-40; FT75-1117030)	0.130	8.96			

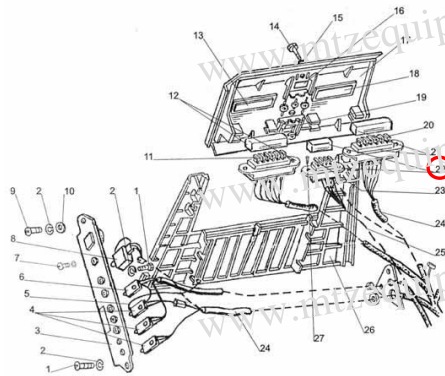

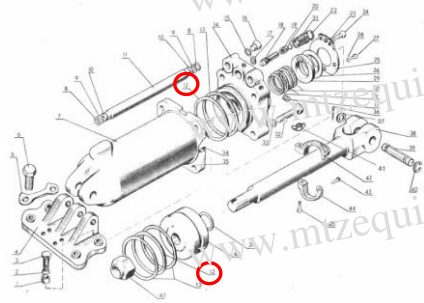


No.	Part# Short	Part# Long	Description	Weight, Kg	Price	Part number on the diagram	Diagram	Part Image
2284	A650110040	A65.01.100-40	Fuel filter element new style D120/D144, T-25/T-40	0.250	13.70	#1		
2285	AAN5506	AAN 5506	Alternator		711.22			
2286	AAN8169	AAN 8169	Alternator, 14V, 150A, 2100W		-	#1		
2287	AFP780522	AFP780522	Use 516616		74.78			

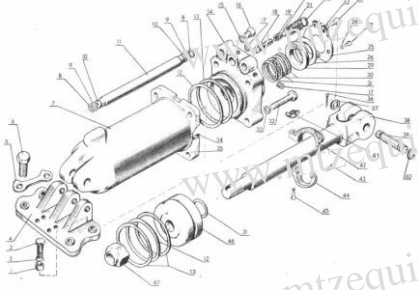

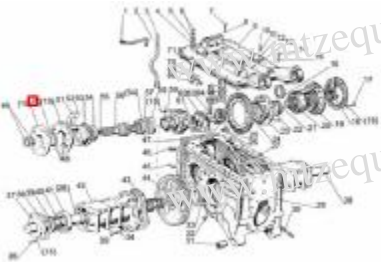
No.	Part# Short	Part# Long	Description	Weight, Kg	Price	Part number on the diagram	Diagram	Part Image
2288	AP110B	AP110B	30 A Ammeter old (AP170A)	0.230	49.65	#74		
2289	AP170A	AP170A	Use AP110B		-			
2290	AP70348302	AP70.3483-02	Speed sensor Square connector (800mm wire) (RM70.38...)					
2291	AP703827	AP70.3827	Use DUMP-19		-			
2292	AP71384302	AP71.3843-02	Use 3843.15-01					
2293	AS40X50X7X10	AS40X50X7X10	Wiper		-			
2294	AZJ3124	AZJ3124	12V Starter. New Type, interchangeable with 20.37/ Starter MTZ, 12V "ISKRA" 3kW L=259mm (3708.095)	14.200	438.27	#46		
2295	AZJ3124Duplicate	AZJ3124_Duplicate	Use 9142780		-			

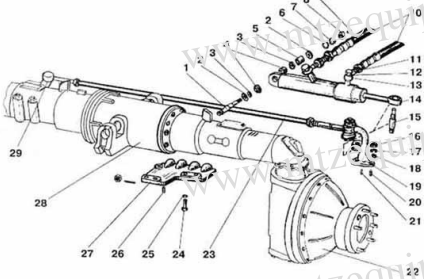

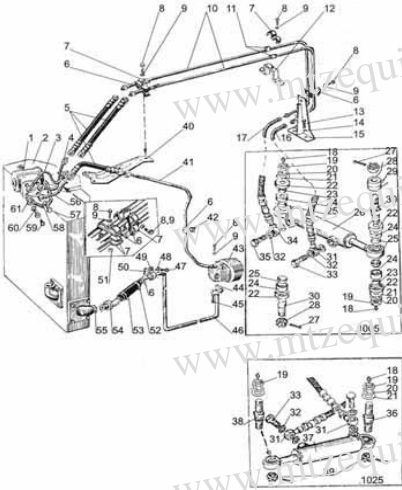

No.	Part# Short	Part# Long	Description	Weight, Kg	Price	Part number on the diagram	Diagram	Part Image
2296	AZJ3229	AZJ3229	Starter 12V 3kW,400 series D-144 T-25/T40 (ST222A-..)	14.200	334.20			
2297	AZJ3353	AZJ3353	24V "ISKRA" Starter, 4kW, L=259mm. New Type, interc- changeable	14.200	438.27	#0		
2298	AZJ3381	AZJ3381	Starter MTZ, 24V "ISKRA" 3.2kW L=232mm	12.300	438.27	#0		
2299	AZJ3381M	AZJ 3381M	Starter		438.27			
2300	AZJ3381Sub	AZJ 3381_Sub	Use AZJ 3353		-			

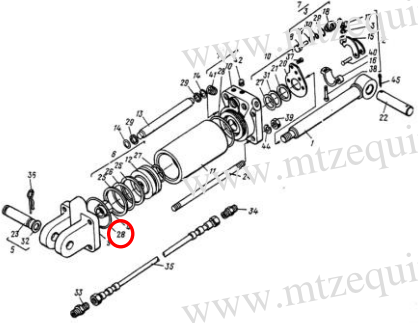

No.	Part# Short	Part# Long	Description	Weight, Kg	Price	Part number on the diagram	Diagram	Part Image
2301	B22225100	B22.225-100	Use 22225100 Ball of pressure brake disk	0.045	1.76	#0		
2302	B35	B35	Snap Ring internal eccentric	0.006	2.22			
2303	BlowerMotor	Blower_Motor	Blower motor for hear/AC		-			
2304	BM161A	BM161A	Use DUMP-19		-			
2305	BMP12X55	BMP12X55	Use 911114		-			
2306	BoschU332002150	Bosch U 332 002 150	Use 161.3777					
2307	BP1	BP-1	Use 3722.10					
2308	BP101	BP101	USE 3722.10					
2309	BP11	BP11	USE 3722.310					
2310	BP2	BP-2	Fuse box			#12		

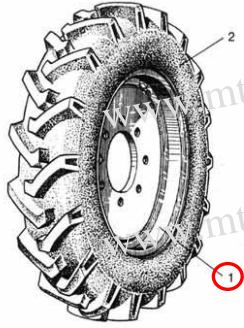

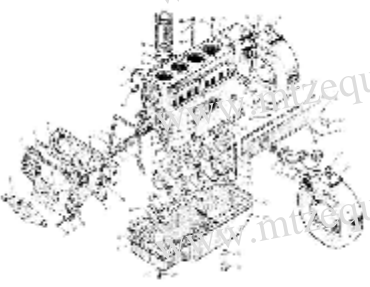

No.	Part# Short	Part# Long	Description	Weight, Kg	Price	Part number on the diagram	Diagram	Part Image
2311	BP6	BP-6	Fuse box (BP-3)			#22		
2312	BPM12X35	BPM12X35	Use 911107		-			
2313	BPM16X40	BPM16X40	Use 911158		-			
2314	BPV2350	BPV2350	Use JGIK435111.003		-			
2315	C1001313042	C100-1313042	Back up ring		5.03			
2316	C1001313043	C100-1313043	Oring		8.77	#12		

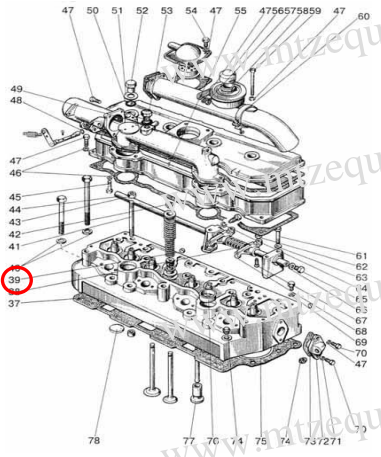

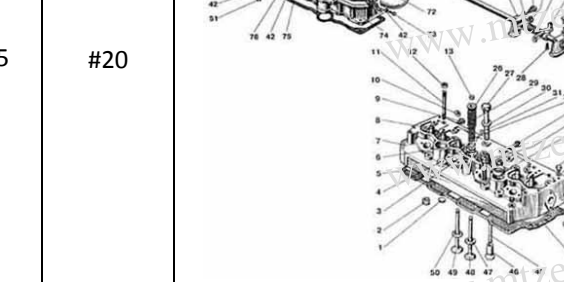



No.	Part# Short	Part# Long	Description	Weight, Kg	Price	Part number on the diagram	Diagram	Part Image
2317	C100x2003	C100x200-3	Hydraulic Cylinder C100-1313001 MTZ-820/892/952	22.000	496.71	#0		
2318	C100x200S	C100x200S	Use RK-C100		-			
2319	C1101414045	C110-1414045	USE 104-110-40-14		-	#50		
2320	C125X200	C125X200	Hydraulic Cylinder (C125x200-24) MTZ-1025/ 1221	35.000	-			
2321	C1410101	C14-101-01	Turbo-compressor		1 124.01			
2322	C1419801	C14-198-01	Turbo-compressor		1 357.04			

No.	Part# Short	Part# Long	Description	Weight, Kg	Price	Part number on the diagram	Diagram	Part Image
2323	C503405215A01	C50-3405215-A-01	Hydraulic steering cylinder MTZ-4WD:820/952/1025..	6.020	343.71	#0		
2324	C633405115A02	C63-3405115-A-02	Hydraulic cylinder (C63x30-200) for beam front axle	8.900	435.51	#0		
2325	C703107012	C70-3107012	Complete rim 15.5X38 800	71.000	515.39			
2326	C751111001BSK	C751111001BSK	Use RK-C75		-			

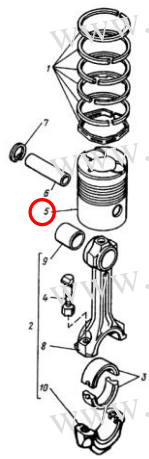

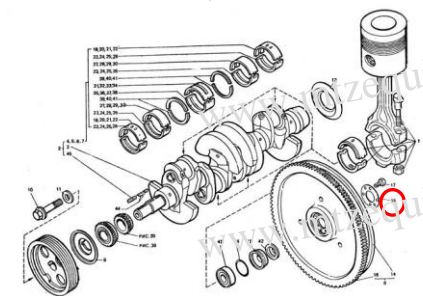

No.	Part# Short	Part# Long	Description	Weight, Kg	Price	Part number on the diagram	Diagram	Part Image
2327	C751111043	C75-1111043	Rubber O-ring 065-075-58 66x5 mm	0.002	2.07	#28		
2328	C8853107013	C885.3107013	Use W16x34- C885.3107		-			
2329	C901212042	C90-1212042	Part of Repair Service Kit RSK- 3400015		-			
2330	C901212043	C90-1212043	Part of Repair Service Kit RSK-3400015		-			
2331	C901212044	C90-1212044	Part of Repair Service Kit RSK-3400015		3.29			
2332	C901212045inkit	C90-1212045_in_kit	Part of Repair Service Kit RSK-3400015		-			
2333	Coolant	Coolant	1 litre coolant		7.32			
2334	CS11014140454	CS110-1414045-4	RING 104-110-40-1-4	-	1.76			
2335	CW12203101015A	CW12*20-3101015A	Rim 12x20/8- - bolt 12" domestic rim 13.6x20	-	268.44			

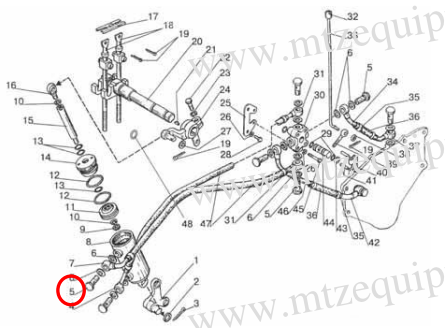

No.	Part# Short	Part# Long	Description	Weight, Kg	Price	Part number on the diagram	Diagram	Part Image
2336	CW9x203101020	CW9x20-3101020	9x20/8 bolt rim for 11.2x20/ Front Wheel with 8 hotels for 11.2-20 tire (775-3101012; W9-20-310101020-A-01)	27.640	253.14	#1		
2337	CX7085	CX7085	Fuel filter		12.63			
2338	D01097B	D01-097-B	Pan gasket	0.110		#49		

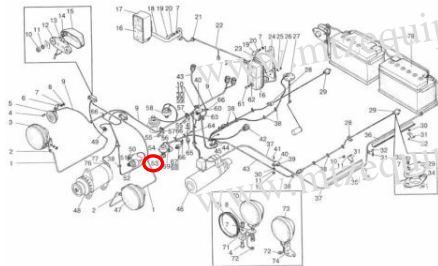

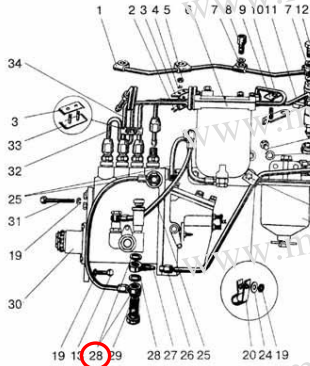

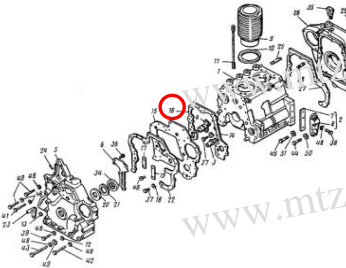

No.	Part# Short	Part# Long	Description	Weight, Kg	Price	Part number on the diagram	Diagram	Part Image
2339	D02003A	D02-003-A	Frost plug/Stopper (52-2301067). D=16mm	0.007	3.60	#39		
2340	D02063	D02-063	Nut of Adjusting screw		3.75	#20		
2341	D02075	D02075	Discontinued, Ring		-			

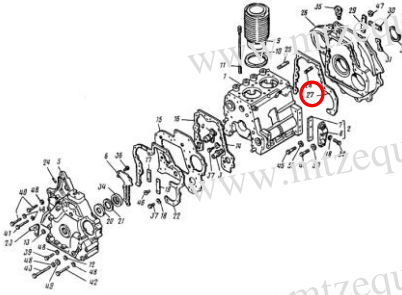

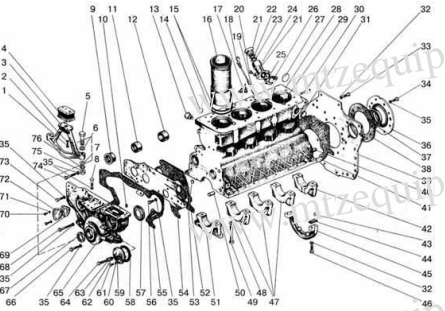

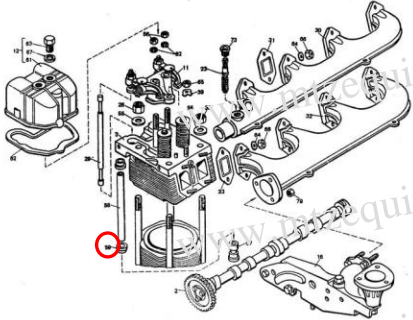



No.	Part# Short	Part# Long	Description	Weight, Kg	Price	Part number on the diagram	Diagram	Part Image
2342	D100142002	D100-14.20-02	Oil dispensing Danfoss pump (D00.02.003-02)	5.000	596.47	#10		
2343	D11065	D11-065	Gasket	0.015				
2344	D11S12B3	D11-S12-B3	Water pump w/o pulley D-65, UMZ-6(611)	13.010		#0		
2345	D1441002410A	D144-1002410-A	Use 2.2-50x70-1		-			

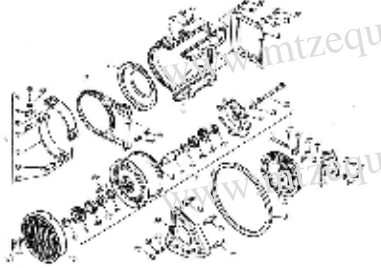

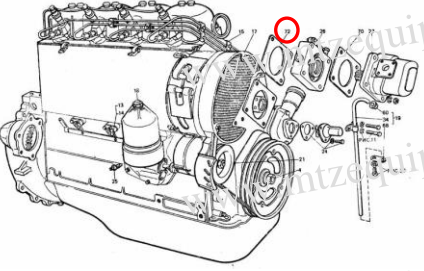


No.	Part# Short	Part# Long	Description	Weight, Kg	Price	Part number on the diagram	Diagram	Part Image
2346	D1441004021A3C	D144-1004021-A3-C	Piston new style "C" D-120/D-144, T-25/T-40	1.350	105.03	#5		
2347	D1441004060B	D144-1004060B	Piston ring set		134.10			
2348	D1441004100A3	D144-1004100A3	Connecting rod		277.47			
2349	D1441005300	D144-1005300	Flywheel		746.42			
2350	D1441005316B4	D144-1005316-B4	Thrust washer	0.038	9.87	#15		

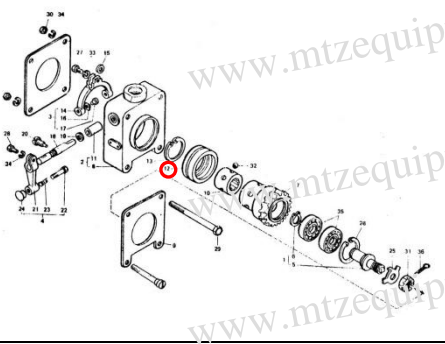

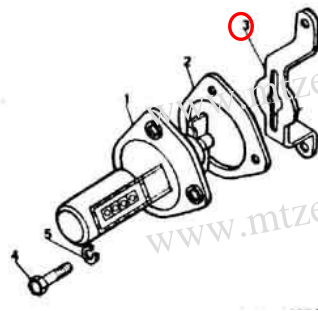

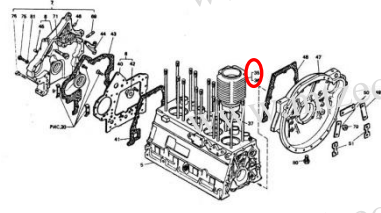

No.	Part# Short	Part# Long	Description	Weight, Kg	Price	Part number on the diagram	Diagram	Part Image
2351	D1441005332	D144-1005332	Ring gear, z=133		183.38			
2352	D1441005336B2	D144-1005336B2	M14 flywheel bolt		4.22			
2353	D1441109026	D144-1109026	Air filter		17.52			
2354	D1441111172	D144-1111172	Pump gear		43.83			
2355	D1441201105	D144-1201105	Branch pipe		33.12			
2356	D1441403010	D144-1403010	Oil pump		184.76			
2357	D144140322801	D144-1403228-01	Gear, z=18		53.94			
2358	D144140331201	D144-1403312-01	Gear, z=29		94.02			
2359	D1500401	D1500401	Use 037-041-25-2-1		-			
2360	D160142002	D160-14.20-02	Use 524113					
2361	D18051	D18-051	Banjo bolt 1221-4216 PTO KIT	0.040	5.58			
2362	D18051A	D18-051-A	Swivel Elbow Bolt/ Tuning angle bolt (Angle bolt short) (A12.01.003-03) (M14x1.5; S=19)		5.90	#5		
2363	D18051A01	D18-051-A-01	Swivel Elbow Bolt		6.05			

No.	Part# Short	Part# Long	Description	Weight, Kg	Price	Part number on the diagram	Diagram	Part Image
2364	D18055A	D18-055-A	Seal Ring/Copper Washer 14/19/2mm (A23.10.002; RM14)	0.004	1.31	#53		
2365	D18055A01	D18-055-A-01	Seal ring/ Aluminium Washer 14/19/2mm	-	1.31	#28		
2366	D221002183	D22-1002183	Front panel gasket D-21/ T-25	0.027	5.13	#16		

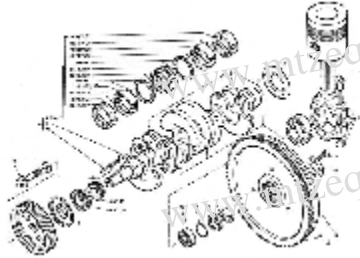
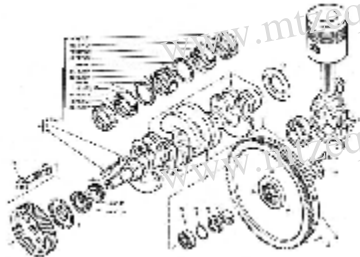
No.	Part# Short	Part# Long	Description	Weight, Kg	Price	Part number on the diagram	Diagram	Part Image
2367	D221002313	D22-1002313	Gasket	0.015	5.13	#27		
2368	D243EGKESK	D-243-EGK-ESK	Engine gasket and seal kit for D-243/D-242/D-244	1.569	253.61	#0		
2369	D301005257	D30-1005257	Use 042048		-			
2370	D301006214	D30-1006214	Z=40 GEAR		152.77			
2371	D301006285	D30-1006285	Gear		98.61			
2372	D301007399A	D30-1007399-A	Seal/Packing ring	0.008	10.64	#59		

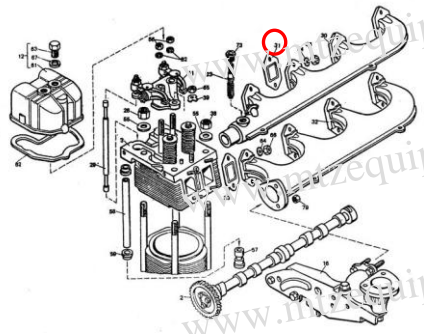

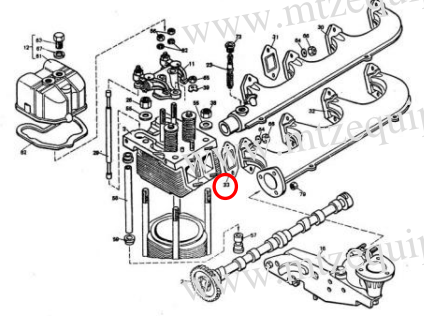

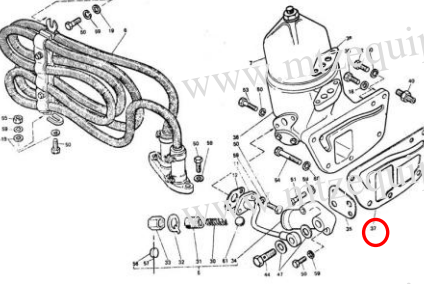



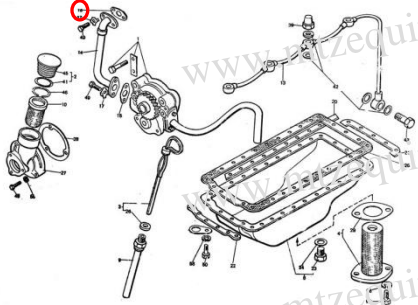

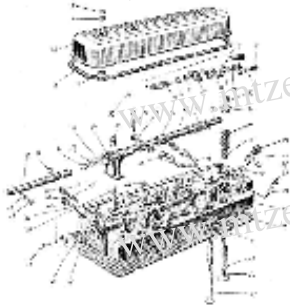

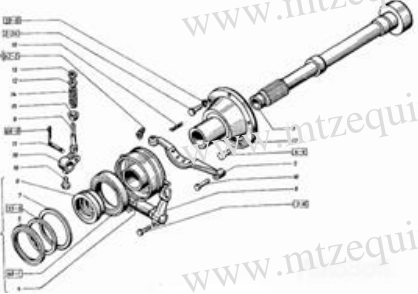
No.	Part# Short	Part# Long	Description	Weight, Kg	Price	Part number on the diagram	Diagram	Part Image
2373	D301308020V	D30-1308020V	Fan belt 2000rpm D-144/T-40; D-21/T-25, 1-8,5x8-12	0.100	13.27	#9		
2374	D304618053A	D30-4618053-A	Gasket	0.013	4.98	#72		
2375	D304618072	D30-4618072	Pump drive connector/ bushing, 5 holes	0.165				

No.	Part# Short	Part# Long	Description	Weight, Kg	Price	Part number on the diagram	Diagram	Part Image
2376	D304618085B	D30-4618085-B	Coupling	0.130	29.76	#12		
2377	D37A1008127B	D37A-1008127B	Nut		4.04			
2378	D37A140758802	D37A140758802	Injector boot/nozzle		9.75			
2379	D37E1007320	D37E-1007320	Push tube		28.85			
2380	D37E1007375	D37E-1007375	Pusher		14.46			
2381	D37E3802429A	D37E-3802429-A	Plate/Strip (D37M-3818429) (D37-3802429-A)	0.031	8.96	#3		
2382	D37M1002021A2C	D37M-1002021-A2-C	Engine Sleeve "C" D-120/ D-144, T-25/ T-40 (795)	6.520	257.73	#35,36		

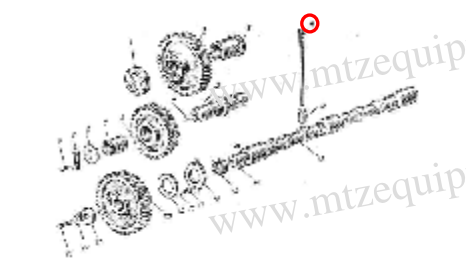

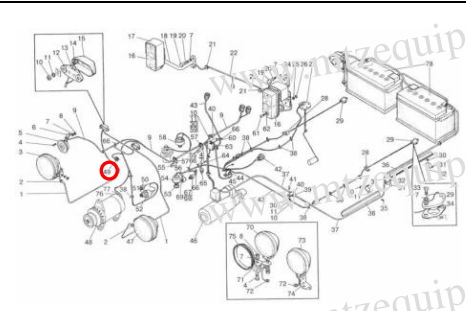

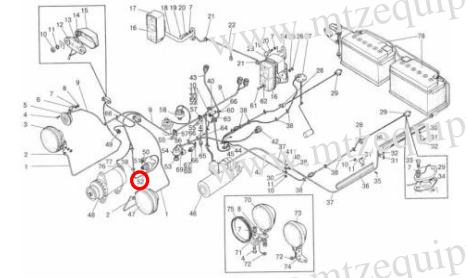

To order: Call 1-855-2GO-4MTZ x222 (1-855-246-4689 x222) Fax: 1-647-933-9066 Email: spares@mtzequipment.com

No.	Part# Short	Part# Long	Description	Weight, Kg	Price	Part number on the diagram	Diagram	Part Image
2383	D37M1002021A3	D37M-1002021A3	Piston		242.73			
2384	D37M1002023	D37M-1002023	Gasket		7.11			
2385	D37M1003008B5	D37M-1003008-B5	Cly head		573.53			
2386	D37M1005136	D37M-1005136	Thrust washer/ half ring of crankshaft	0.013	18.26	#39		
2387	D37M1005137	D37M-1005137	Thrust washer/ half ring of crankshaft	0.013	25.73	#39		
2388	D37M1006240 A801	D37M-1006240- A8-01	Gear, z=51		252.78			
2389	D37M1007033	D37M-1007033	Bushing		9.11			
2390	D37M1007100	D37M-1007100	Axle		13.70			
2391	D37M1007151	D37M-1007151	Post		22.73			
2392	D37M1007210A3	D37M-1007210A3	R.h. rocker		46.67			
2393	D37M1007220	D37M-1007220	L.h. rocker		48.20			
2394	D37M1007419	D37M-1007419	Tappet gasket		5.75			
2395	D37M1008070	D37M-1008070	Gasket		7.57			

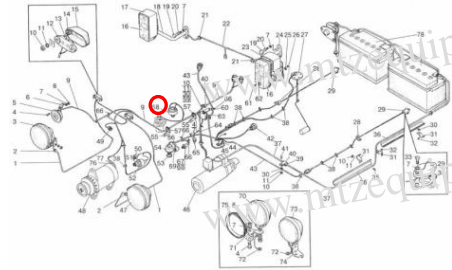

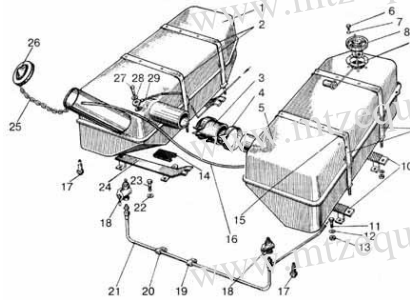

No.	Part# Short	Part# Long	Description	Weight, Kg	Price	Part number on the diagram	Diagram	Part Image
2396	D37M1008070B	D37M-1008070B	Gasket of intake manifold of D-144	0.013	8.19	#31		
2397	D37M1008170	D37M-1008170	Gasket		5.90			
2398	D37M1008170B	D37M-1008170B	Gasket of intake manifold of D-144	0.012	7.11	#33		
2399	D37M1104190G	D37M1104190G	Fuel pipe		67.26			
2400	D37M1407548A1	D37M-1407548-A1	Gasket	0.047	6.66	#37		

No.	Part# Short	Part# Long	Description	Weight, Kg	Price	Part number on the diagram	Diagram	Part Image
2401	D37M1408721	D37M-1408721	Gasket	0.002	4.98	#16		
2402	D421205170	D42-1205170	Gasket		4.81			
2403	D425	D425	425 Decal kit		217.5			
2404	D6502030	D65-02-030	Tappet gasket for D-65	0.045	12.02	#58		
2405	D6502S12B3	D65-02-S12-B3	Cylinder head gasket D-65	0.290	59.13	#0		

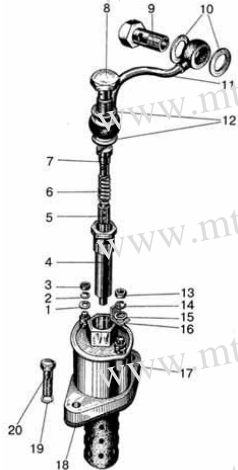

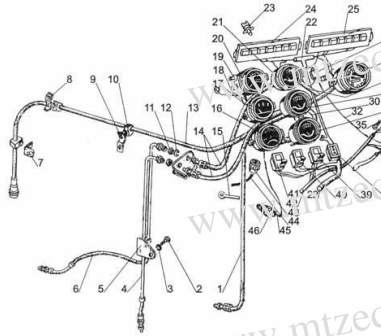



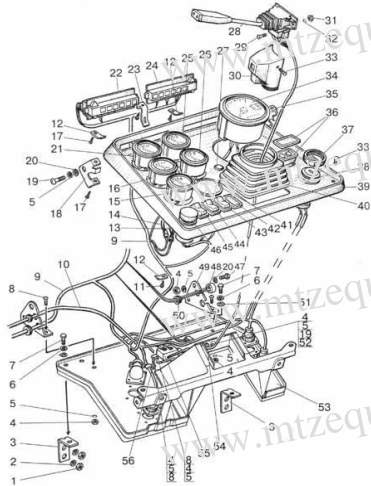

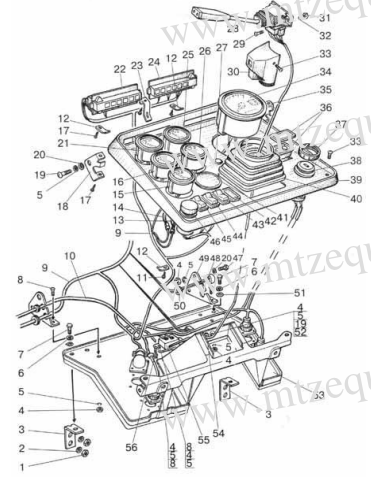

No.	Part# Short	Part# Long	Description	Weight, Kg	Price	Part number on the diagram	Diagram	Part Image
2406	D650413V	D65-04-13-V	Push tubes/Tappet rod	0.235	45.36	#11		
2407	D804607100	D80-4607100	Pump flange fitting s-hose	0.480	66.78			
2408	DADM	DADM	Use M111B					
2409	DADM03M	DADM-03M	Use 3844.045					
2410	DADV	DA DV	Use 3829.065					
2411	DATJ	DATJ	Emergency temperature transmitter (TM111-02)	0.040	35.47	#49		
2412	DD1001M	DD-10-01M	Use 3829.480					
2413	DD20M	DD-20M	Use 3829.425					
2414	DD6E	DD-6E	Sender 1 wire	0.150		#52		

To order: Call 1-855-2GO-4MTZ x222 (1-855-246-4689 x222) Fax: 1-647-933-9066 Email: spares@mtzequipment.com

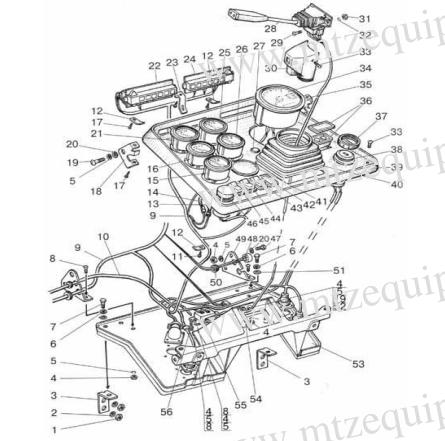

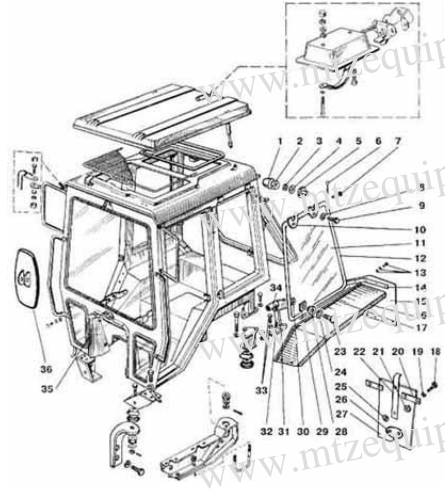

No.	Part# Short	Part# Long	Description	Weight, Kg	Price	Part number on the diagram	Diagram	Part Image
2415	DD6M	DD-6M	Use 3829.475					
2416	DFI40x45x56	DFI40x45x5.6	Wear ring		45.68			
2417	DIFA51021	DIFA 5102/1	Use FM037-1012005-10					
2418	DIFA61022	DIFA 6102/2	Fine Fuel Filter (WDK962/12)					
2419	Discount	Discount	Discount					
2420	DSF65	DSF-65	Air dockage transmitter, USE 3844.135			#58		
2421	DUMP19	DUMP-19	Fuel gauge sender unit/level dipstick L=226mm for dual fuel tanks 130L 34.3gal; gauge w/o alarm lamp	0.125	35.88	#0		

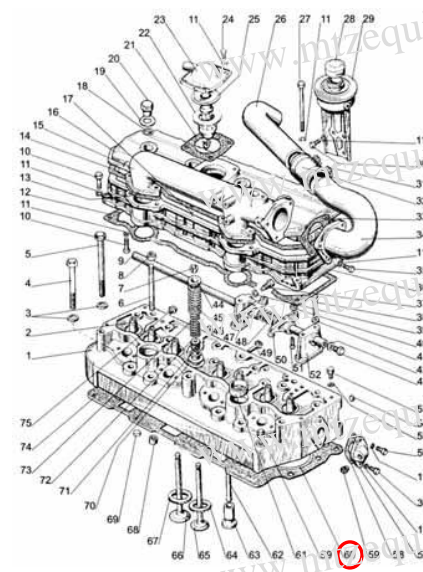

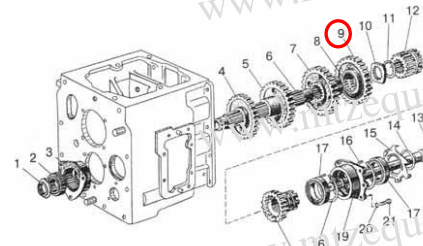

No.	Part# Short	Part# Long	Description	Weight, Kg	Price	Part number on the diagram	Diagram	Part Image
2422	DUMP21M	DUMP-21M	Fuel fauge sender unit/level dipstick L=226mm	0.125	40.47	#0		
2423	DUTJ01	DUTJ-01	Engine coolant temperature gauge/indicator transmitter old style	0.030	32.36	#0		
2424	DUTJ02	DUTJ-02	Engine coolant temperature gauge/indicator transmitter new style (R=287.4-22.5) (TM-100A)	0.030	28.08	#65		
2425	DW14KH38S7031070012	DW14KH38-S70-31070012	Koleso 14KH38	-	359.01			
2426	e011610011	e011610011	Use 24-1117030	0.300	-			

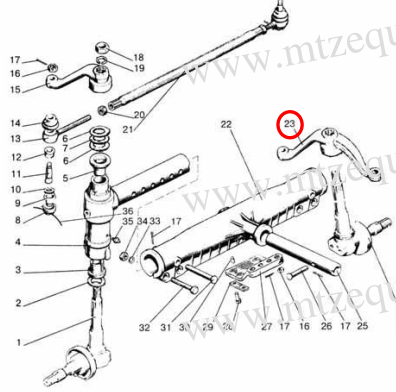

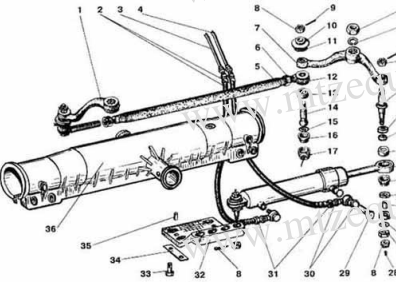

No.	Part# Short	Part# Long	Description	Weight, Kg	Price	Part number on the diagram	Diagram	Part Image
2427	EAAT 1320400150000	EAAT 132-040-01500-00	Use 574362					
2428	EFP810150001	EFP-8101500-01	Electric torch heater/ Flame primer D-243/ D-245/D-245.5 (EFP-8101500)	0.363	82.08	#0		
2429	EFT75A	EFT75A	Use 240-1117030		-			
2430	EI80062	EI8006-2	Voltmeter gauge with alarm lamp	0.230	75.66	#0		

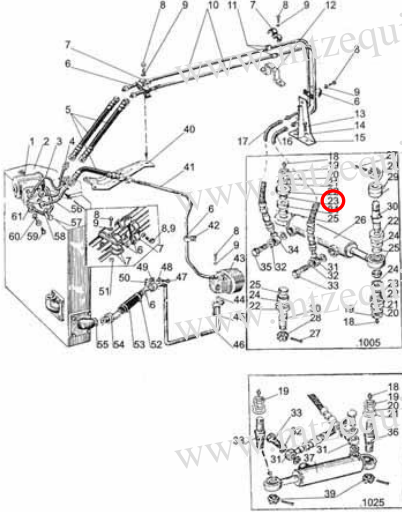

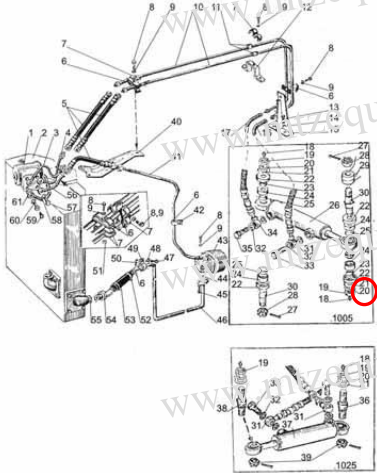

No.	Part# Short	Part# Long	Description	Weight, Kg	Price	Part number on the diagram	Diagram	Part Image
2431	EI80072M	EI8007-2M	Fuel gauge with alarm lamp	0.230	75.66	#0		
2432	EI8008M3	EI8008M-3	Engine coolant temperature gauge with alarm lamp f	0.230	75.66	#0		



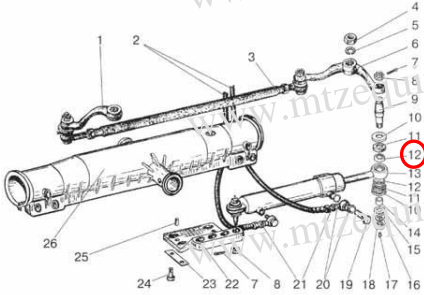

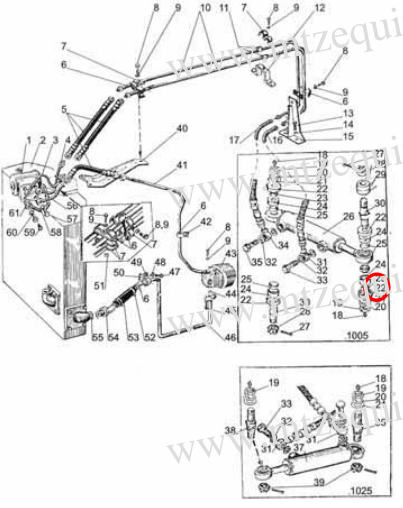

No.	Part# Short	Part# Long	Description	Weight, Kg	Price	Part number on the diagram	Diagram	Part Image
2433	EI8009M9	EI8009M-9	Engine oil pressure gauge/indicator with alarm lamp	0.230	75.66	#0		
2434	F202	F-202	Rubber seal for frameless glass, L=3210mm	0.470	71.84	#0		
2435	F401	F-401	Use 7303.3716		-			

No.	Part# Short	Part# Long	Description	Weight, Kg	Price	Part number on the diagram	Diagram	Part Image
2436	F41183	F-4.118.3	Teflon/Fluorine/ plastic ring for head gasket (260-1003031- A1)	0.002	3.45	#60		
2437	F41183INKIT	F-4.118.3_IN_KIT	Part of D-243- EGK-ESK, 4pcs					
2438	F501701056B	F50-1701056-B	Intermediate gear use both subs together, $z=43/26$	4.000	186.12	#9		
2439	F504202015	F504202015	Use 50-4202015-01		-			

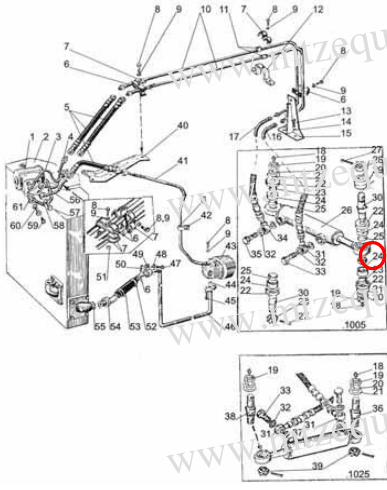

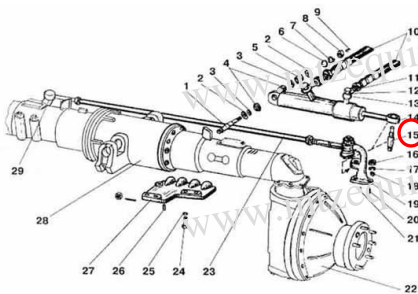

No.	Part# Short	Part# Long	Description	Weight, Kg	Price	Part number on the diagram	Diagram	Part Image
2440	F803001040	F80-3001040	Steering arm double 35CM, L-H/ L-h lever (for Pins 50-3003021 and F80-3405101-B; d=19/23mm; D=24/28mm)	3.800	129.51	#23		
2441	F803405101	F80-3405101	Cylinder Pin old style D=27/24mm of C-50, short 12	0.390	65.18			
2442	F803405101B	F80-3405101-B	S/RAM PIN 500/800 SHORT/CYLINDER / Pin (L=128mm; d1=24.5; d2=27mm, for bearing d=25mm) (for C50-3405215 and 70-3001040-01/F80-3001011)	0.420	59.13	#20		
2443	F803405101B InKit	F80-3405101-B_In_Kit	Part of RK F80-3405101-B1	0.420	59.13			
2444	F803405102B	F80-3405102-B	Bushing	0.040	5.90			

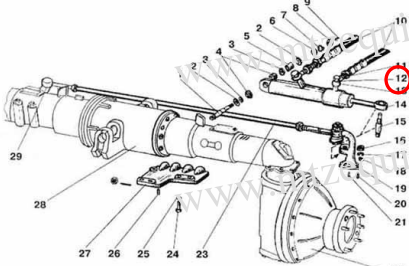

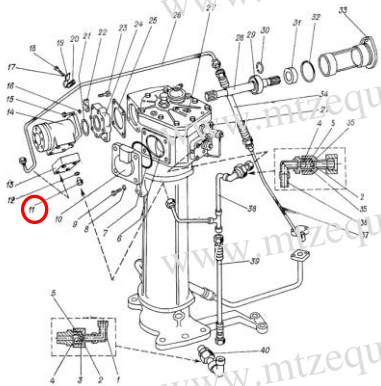
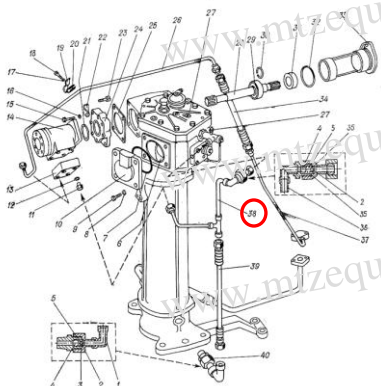

No.	Part# Short	Part# Long	Description	Weight, Kg	Price	Part number on the diagram	Diagram	Part Image
2445	F803405102V	F80-3405102-V	Bushing	0.040	5.58	#23		
2446	F803405102Vinkit	F80-3405102-V_in_kit	Part of RK F80-3405101-B1		-			
2447	F803405103	F80-3405103	Locking washer	0.010	1.76	#20		

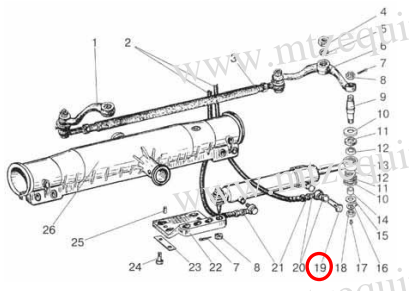

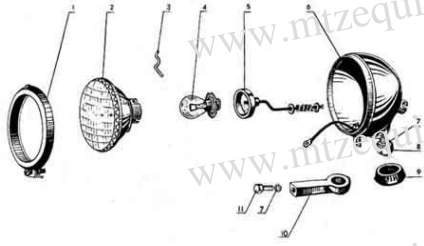



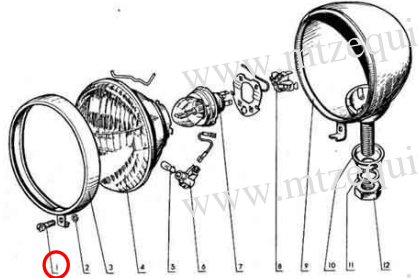

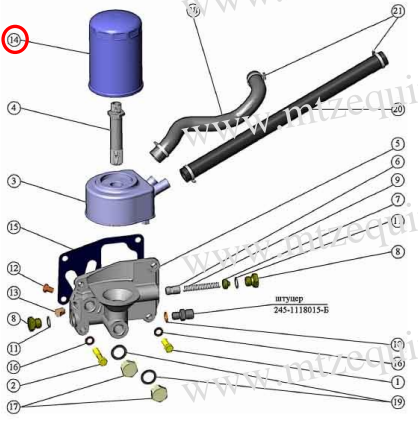



No.	Part# Short	Part# Long	Description	Weight, Kg	Price	Part number on the diagram	Diagram	Part Image
2448	F803405103inkit	F80-3405103_in_kit	Part of RK F80-3405101-B1		-			
2449	F803405107	F80-3405107	Bushing	0.010	4.05	#12		
2450	F803405107inkit	F80-3405107_in_kit	Part of RK F80-3405101-B1		-			
2451	F803405108	F80-3405108	Packing cup	0.020	1.76	#22		
2452	F803405108inkit	F80-3405108_in_kit	Part of RK F80-3405101-B1		-			



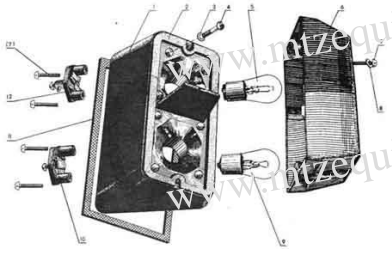

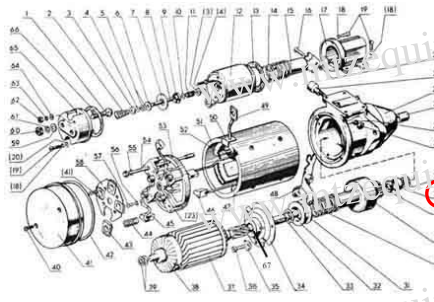

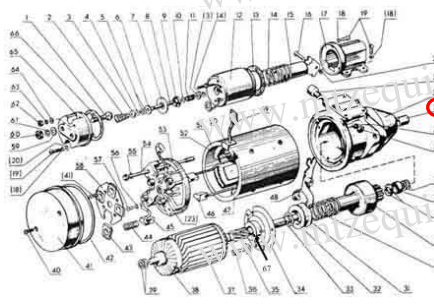

No.	Part# Short	Part# Long	Description	Weight, Kg	Price	Part number on the diagram	Diagram	Part Image
2453	F803405109	F80-3405109	Packing/Rubber	0.010	4.51	#24		
2454	F803405109inkit	F80-3405109_in_kit	Part of RK F80-3405101-B1		-			
2455	F803405111	F80-3405111	S/RAM PIN 500/800 LONG/ Pin old style (for C50-3405215-01 and 72-2308075) (L=148mm; d1=24.5mm; d2=27mm for bearing d=25mm)	0.500	45.68	#15		
2456	F803405111inkit	F80-3405111_in_kit	Part of RK-F80-3405111		-			

No.	Part# Short	Part# Long	Description	Weight, Kg	Price	Part number on the diagram	Diagram	Part Image
2457	F803407114	F80-3407114	Copper Washer 17/22/2mm	-	2.52	#12		
2458	F803407115	F80-3407115	Part of F80-3407120			#11		
2459	F803407120	F80-3407120	Oil pipe/ Valve	0.620	86.99	#38		

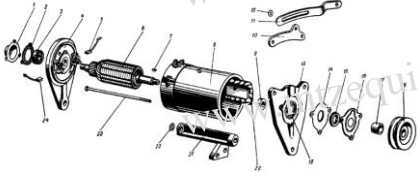

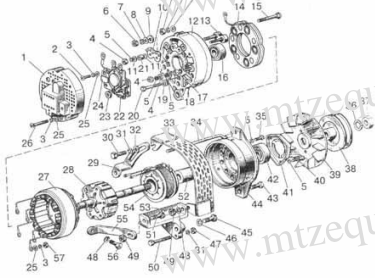

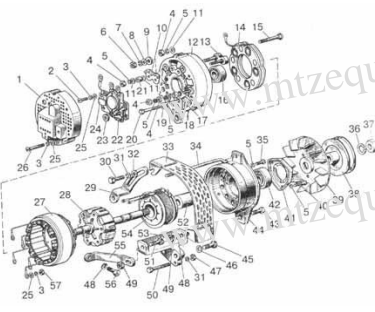

No.	Part# Short	Part# Long	Description	Weight, Kg	Price	Part number on the diagram	Diagram	Part Image
2460	F803407157	F80-3407157	Washer 302345830	0.010	2.37			
2461	F803407200	F80-3407200	Adapter	0.080	33.12			
2462	F803407201	F80-3407201	Union / Bolt (302345921)	0.040	6.66	#19		
2463	F803407210	F80-3407210	Connector/ adapter	0.120	22.41			
2464	F804307115	F80-4307115	Cover					
2465	F81	F-81	30.5R32 TT F-81 172A8 Tire for Kirovets tractors	329.00	2 770.83			
2466	F822308075	F822308075	Use 72-2308005		-			
2467	FEHZH599249	FEHZH599249	Use ST212- 3708107A					
2468	FG304	FG304	Rear Light, Subst, part#303711 / Rear lamp (8724.3.06)	0.600	33.59	#0		
2469	FG304Duplicate	FG304_Duplicate	Use 3711.120		-			

No.	Part# Short	Part# Long	Description	Weight, Kg	Price	Part number on the diagram	Diagram	Part Image
2470	FG305	FG-305	Headlight/ Head lamp (8703.11/017)	0.465	45.9	#1		
2471	FM0091012005	FM009-1012005	Oil filter element of D-243/245 (FM009; M5101; M-019; W940/25)		25.94	#14		
2472	FM037101200510	FM037-1012005-10	Oil filter (W1374/11) 6 cyl Tier 3			#11		
2473	FP133A	FP-133A	Use 7303.3716		-			



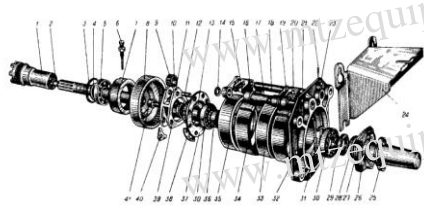

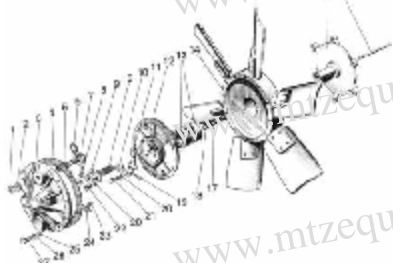

No.	Part# Short	Part# Long	Description	Weight, Kg	Price	Part number on the diagram	Diagram	Part Image
2474	FP209	FP209	L-h back/rear light assembly (with plastic body)	0.130	30.38	#0		
2475	FP2093716210	FP209-3716210	L-h Back turn signal/Lenses "Red-Amber"	0.015	9.11			
2476	FPG090219	FPG09-0219	Air Filter (Donaldson)		282.51			
2477	FR7684362	FR7.684.362	Bushing of cone cover for starters 222A/20/24.3708	0.010	4.98	#27		
2478	FR7684363	FR7.684.363	Bushing of cone cover for 222A/2006/240 6.3708 starters; D=24.8xd=20.4x L=16.5mm	0.011	5.58	#23		
2479	FT0201117010	FT020-1117010	Use WK842/2		19.82			



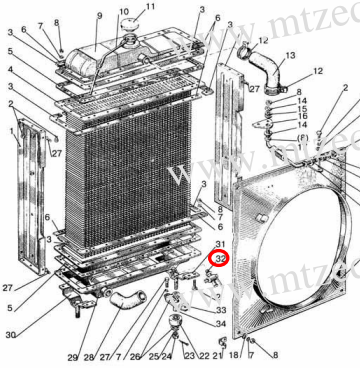

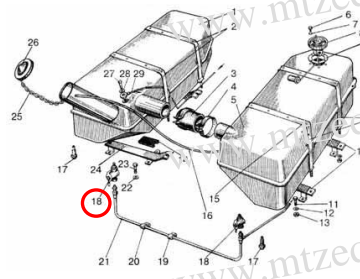

No.	Part# Short	Part# Long	Description	Weight, Kg	Price	Part number on the diagram	Diagram	Part Image
2480	FT25056011	FT250.56011	Lift linkage		72.97			
2481	G304a3701051d	G304a3701051d	Alternator Pulley		32.97			
2482	G306A1	G306A1	Use G460.3701000		-			
2483	G4603701000	G460.3701000	Generator/Alternator old style 5 post 14V, 700W for D-50/65 MTZ-50 YMZ-6	5.900	325.35	#0		
2484	G4643701000	G464.3701000	Alternator D-243 14V. 700W	6.100	325.35	#0		
2485	G96437010012	G964-370100-1-2	2 external wire alt. Alternator D-243/D-245.5	6.100	359.01			
2486	G964537010001	G9645.3701000-1	Alternator D-243/D-245.5 14V, 1000W for start 12V	5.950	377.37	#0		

To order: Call 1-855-2GO-4MTZ x222 (1-855-246-4689 x222) Fax: 1-647-933-9066 Email: spares@mtzequipment.com

No.	Part# Short	Part# Long	Description	Weight, Kg	Price	Part number on the diagram	Diagram	Part Image
2487	G964537011	G964.5.3701-1	Use G9645.3701000-1		-			
2488	GE35ES	GE35ES	BALL		-			
2489	GGIK435315002	GGIK435315.002	Use UR-2		-			
2490	GNM20x15	GNM20x1.5	Nut	0.055	1.91			
2491	GNM20x15Sub	GNM20x1.5_Sub	Use 40-3405062		-			
2492	GPNM18X15	GPNM18X15	Use 70-3003032		-			
2493	GPNM20X15	GPNM20X15	Use M20x1.5		-			
2494	GV20V01	GV20V01	Use 3819.017		-			
2495	GV20V01E	GV20V-01-E	Flexible shaft, L=1570mm	0.215	28.53	#0		
2496	GV30002E	GV300-02-E	Flexible shaft L=1700mm for MTZ-1005/1025	0.300	28.53	#0		
2497	GV39N	GV39N	Use GV300-02-E		-			

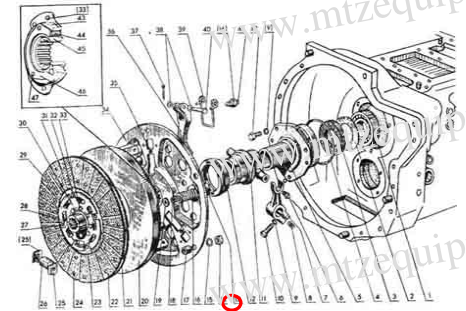

No.	Part# Short	Part# Long	Description	Weight, Kg	Price	Part number on the diagram	Diagram	Part Image
2498	H423701	H423701	Brush Screw (VM4x10) (N-4237-01)	0.002	0.39			
2499	HS70402353	HS70-40-235-3	Nut\gland		-			
2500	HS70406303	HS70-40-630-3	Gland		-			
2501	HS70406303 Duplicat	HS70-40-630-3_ Duplicat	Use HS70-40-235-3					
2502	I3x24	I-3x24	Roller/Needle of satellite of PTO MTZ-50	0.001	0.84	#0		
2503	IA112B	IA112B	Use JA112B		-			
2504	IJKS632558005	IJKS.632558.005	Fan	1.800		#0		
2505	ILEA685231136	ILEA685231136	Use 24.3708015		-			
2506	Interest	Interest						

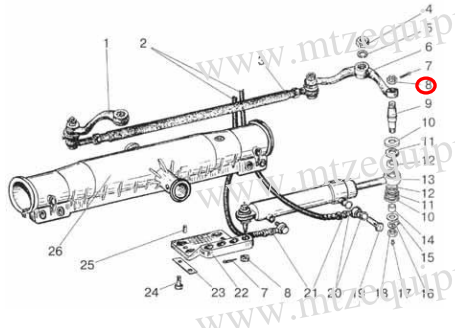


No.	Part# Short	Part# Long	Description	Weight, Kg	Price	Part number on the diagram	Diagram	Part Image
2507	JA112B	JA112B	Relay/Voltage adjuster for alternator, 14V	0.015	68.31	#0		
2508	JGIK435111003	JGIK435111.003	Rectifying block	0.180	74.43	#20		
2509	JGIK435315002	JGIK435315002	Use UR-2		-			
2510	JX85100C	JX85100C	Oil Filter		14.31			
2511	K2730602G611	K2730602G611	Use TKR6-01.01		-			
2512	K276108	K27-61-08	Use TKR7-02.08					
2513	KB25	KB25	Snap ring		3.14			
2514	KB35	KB35	Snap ring		2.22			
2515	KD81051	KD8105-1	Use 3813.35.01					
2516	KD81102	KD8110-2	Use 3801.20.01					
2517	KF100x12514	KF100x125-1-4	Use 2401002305		-			
2518	KF30521	KF30521	Use 942105		-			
2519	KF50704	KF50704	Use 2.2-50x70-1		-			

No.	Part# Short	Part# Long	Description	Weight, Kg	Price	Part number on the diagram	Diagram	Part Image
2520	KF751001	KF751001	Use 2.2-75kh1001		-			
2521	KFA50KH70	KFA-50KH70	Use 2.2-50x70-1	0.030	-			
2522	KH140145	KH140*145	Ring		-			
2523	KHCHM1701163	KHCHM-1701163	Ring	0.010	1.61			
2524	KHS21	KHS-21	Clip	0.030	1.91			
2525	KHS23	KHS-23	Clip	0.020	1.91			
2526	KHS66	KHS-66	Clip	0.030	2.07			
2527	KK20X26X34E	KK20X26X34E	Use 3KK20X26X34E					
2528	KR2	KR2	Rain valve / Cock PS7-0	0.080	8.64	#32		
2529	KR25	KR25	Fuel Tank Drain Cock (PP6-1)	0.145	12.93	#18		
2530	KR29	KR-29	Use vs11-8101010					
2531	KV35	KV35	Use B35		-			



No.	Part# Short	Part# Long	Description	Weight, Kg	Price	Part number on the diagram	Diagram	Part Image
2532	Labour1	Labour_1	Labour 1\$ / hour		1.53			
2533	Labour1	Labour_1	Labour 1\$ / hour		1.53			
2534	Labour60	Labour_60	Labour 60\$ / hour		91.8			
2535	Labour65	Labour_65	Labour 65\$ / hour		99.45			
2536	Labour65	Labour_65	Labour 65\$ / hour		99.45			
2537	Labour70	Labour_70	Labour 70\$ / hour		107.1			
2538	Labour75	Labour_75	Labour 75\$ / hour		114.75			
2539	labour80	labour_80	Labour 80\$ / hour		122.4			
2540	Labour85	Labour_85	Labour 85\$ / hour		130.05			
2541	Labour90	Labour_90	Labour 90\$ / hour		137.7			
2542	LD2220087	LD2220087	Use 556715		-			
2543	M106GKH60	M10-6GKH60	Bolt M10-6GKH60.88.35.019 GOST 7795-70	0.040	1.61			
2544	M106GKH75	M10-6GKH75	Bolt M10-6GKH75.88.35.019 GOST 7795-70	0.050	1.61			
2545	M10TU23150391	M10 TU 23.1.503-91	Nut M10 TU 23.1.503-91	0.010	1.31			

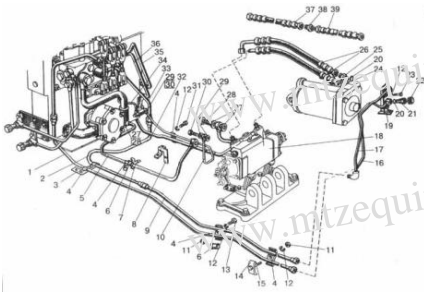
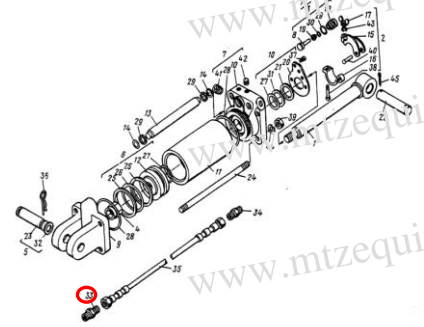
No.	Part# Short	Part# Long	Description	Weight, Kg	Price	Part number on the diagram	Diagram	Part Image
2546	M126GKH35	M12-6GKH35	Bolt M12-6GKH35.88.35.019 GOST 7796-70	0.040	1.16			
2547	M126GKH40	M12-6GKH40	Bolt M12-6GKH40.88.35.019 GOST 7796-70	0.050	1.16			
2548	M126GX55	M12-6GX55	Bolt M12-6GX55.88.35.019 GOST 7795-70	0.050	1.16			
2549	M12x55	M12x55	Use M12-6GX55					
2550	M12x125	M12x1.25	Nut 6mm	0.010	0.54	#14		
2551	M166	M16-6	Nut 16 mm	0.037	0.69			
2552	M166GKH40	M16-6GKH40	Bolt M16-6GKH40.88.35.019 GOST	0.090	1.13			
2553	M16x15	M16x1.5	Use 913061					
2554	M16X16	M16X1.6	Use 913061					
2555	M16x40	M16x40	Use M16-6GKH40					

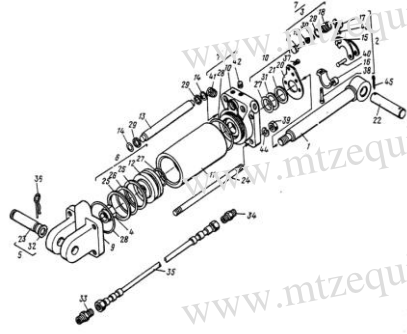

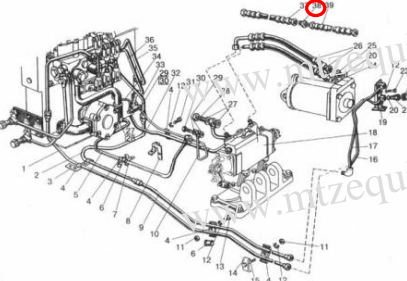

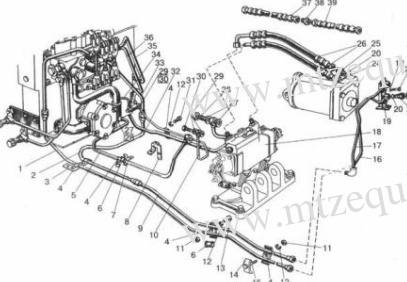

No.	Part# Short	Part# Long	Description	Weight, Kg	Price	Part number on the diagram	Diagram	Part Image
2556	M20x15	M20x1.5	Castle nut (GPNM20x1.5)	0.055	2.69	#8		
2557	M20x15inkit	M20x1.5_in_kit	Part of RK F80-3405101-B1		-			
2558	M2101031	M2101031	Use D421205170					
2559	M2451004042R	M245-1004042R	Piston Pin					
2560	M501004042A2	M50-1004042-A2	Piston pin		49.95			
2561	M501004042R	M50-1004042R	Cylinder Pin 240-1004100-A		53.33			
2562	M6TU23150391	M6 TU 23.1.503-91	Nut M6 TU 23.1.503-91	0.010	0.39			

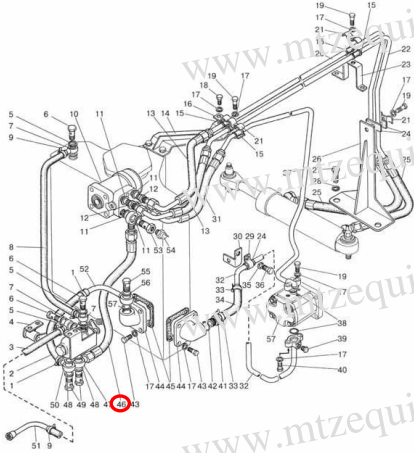

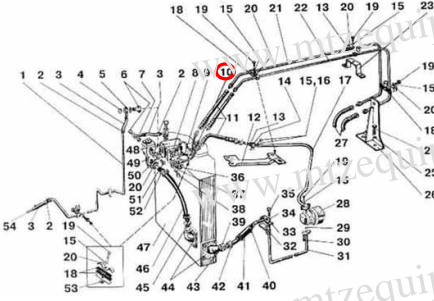

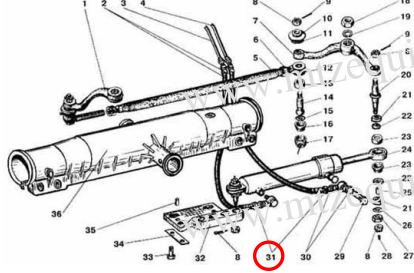

No.	Part# Short	Part# Long	Description	Weight, Kg	Price	Part number on the diagram	Diagram	Part Image
2563	M86GKH50	M8-6GKH50	Bolt M8-6GKH50.88.35.019 GOST 7795-70	-	0.39			
2564	M86GKH80	M8-6GKH80	Bolt M8-6GKH80.88.35.019 GOST 7795-70	0.040	0.54			
2565	M86GX20	M8-6GX20	Bolt M8-6GX20.88.35.019 GOCN 7	0.010	0.39			
2566	M86GX30	M8-6GX30	Bolt M8-6GX30.88.35.019 GOST 7	0.010	0.39			
2567	M86GX40	M8-6GX40	Bolt M8-6GX40.88.35.019 GOST 7	0.020	0.39			
2568	M86GX65	M8-6GX65	Bolt M8-6GX65.88.35.019 GOST 7796-70	0.030	0.54			
2569	M86N6019A	M8-6N6019A	Nut M8-6N.019 TU 23.1.505-91	0.010	0.39			
2570	M86N6019B	M8-6N6019B	Nut M8-6N.019 TU 23.1.504-91	0.010	0.39			
2571	M8TU23150391	M8 TU 23.1.503-91	Nut M8 TU 23.1.503-91	0.010	0.39			
2572	MANO420	MANO420	Operators 400/420		43.53			
2573	MANO425	MANO425	Operators manual for 425		65.25			
2574	MANP420	MANP420	Parts manual 400/420		-			

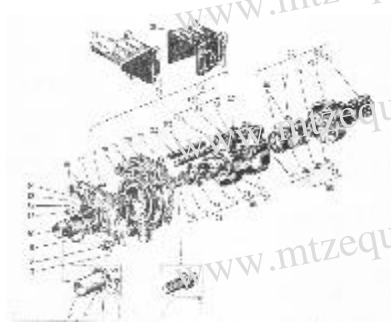
No.	Part# Short	Part# Long	Description	Weight, Kg	Price	Part number on the diagram	Diagram	Part Image
2575	MANP500800900	MANP500/800/900	Parts cat		143.25			
2576	MANT420	MANT420	Service Manual 400/420		-			
2577	MANT500800900	MANT 500/800/900	Service manual		141.6			
2578	MANTF500800900	MANTF 500/800/900	French service manual		141.6			
2579	MintorTSS0G18	Mintor TSS0G-1/8	Use 534244		-			
2580	MK0303	MK-03-03	Use 3761.036		-			
2581	MKP3	MKP-3	Use 3741.10.02		-			
2582	ML500600INCH	ML500-6.00 INCH	Frey L500 Pin		61.14			
2583	MM111B	MM111B	Low oil pressure warning sender/sensor (MM111B)	0.038	41.09	#59		
2584	MM111D	MM111D	Use 3844.045		-			
2585	MTZOptn4294	MTZ_Optn_42/94	Front PTO package for MTZ 1221/1523/2022		3240.00			

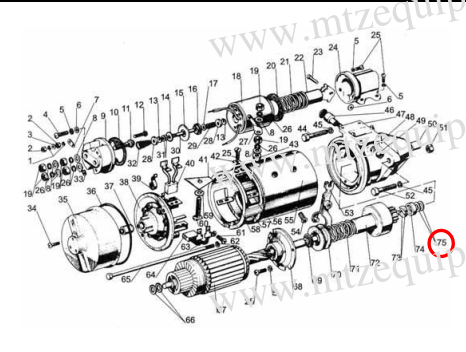

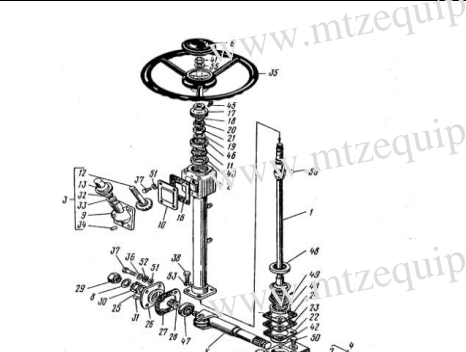



No.	Part# Short	Part# Long	Description	Weight, Kg	Price	Part number on the diagram	Diagram	Part Image
2586	MTZOptn46131	MTZ_Optn_46/131	Front Hitch package for MTZ 1221/1523/2022		3240.00			
2587	MTZOptn6814	MTZ_Optn_68/14	Grammer seat (Germany) ILOS		1548.00			
2588	N03602002	N.036.02002	Union		9.68	#38		
2589	N03605002	N.036.05.002	Screwed union		9.68	#33		
2590	N03660001	N.036.600.-01	Use N.36.65.000-01		-			
2591	N0366500006	N.036.65.000-06	Restrictor valve		55.28			

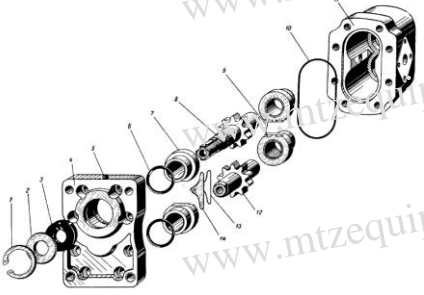

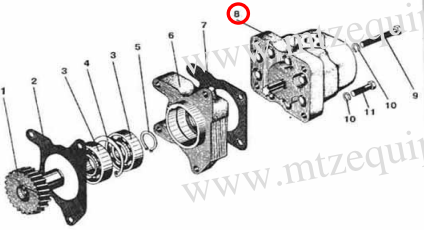

No.	Part# Short	Part# Long	Description	Weight, Kg	Price	Part number on the diagram	Diagram	Part Image
2592	N03683010	N.036.83.010	High pressure hose T-25 (L= 364mm/ 14.3 inches)	0.500	27.00	#0		
2593	N03683040	N.036.83.040	High Pressure Hose F12,5	0.630	29.76			
2594	N03683090	N.036.83.090	High pressure hose, L=1010mm/ 40 inches	1.180	34.35	#0		
2595	N03683110	N.036.83.110	High pressure hose, L=1450mm/ 57.5inches	1.260	38.17	#0		

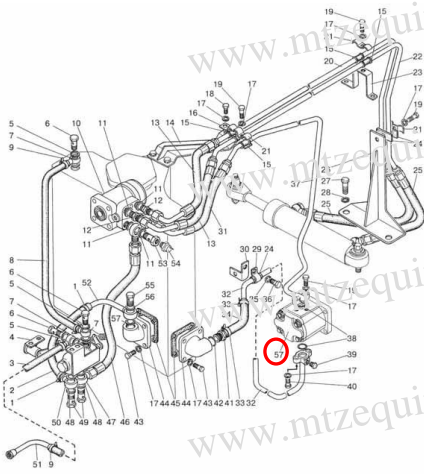

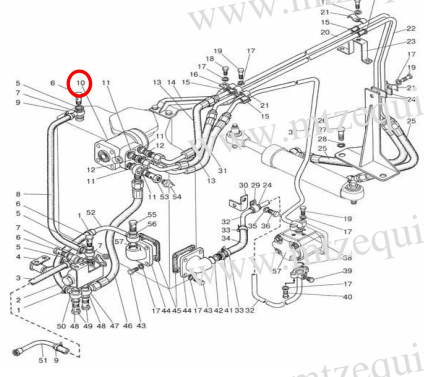

No.	Part# Short	Part# Long	Description	Weight, Kg	Price	Part number on the diagram	Diagram	Part Image
2596	N03683140	N.036.83.140	HIGH PRESSURE HOSE F12,5K (L=460mm; 18.11 inches) (S=24)	0.555	29.76	#46		
2597	N03683150	N.036.83.150	High pressure hose, L=190, 245mm/9.5"	0.446	22.41	#10		
2598	N03683160	N.036.83.160	High pressure hose, L=320mm	0.620	22.88	#31		

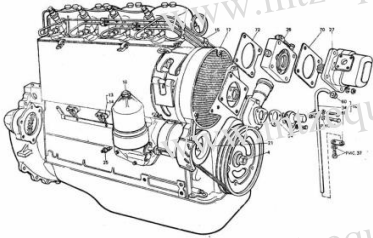

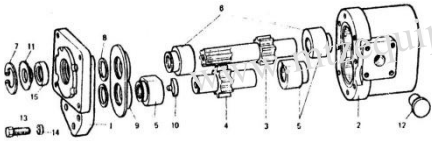

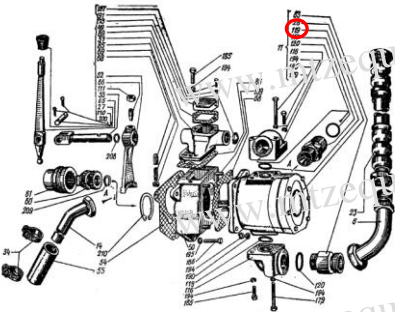

No.	Part# Short	Part# Long	Description	Weight, Kg	Price	Part number on the diagram	Diagram	Part Image
2599	N05103632	N05103632	Snap ring 2V25, C25, S25	0.001	4.51			
2600	N502805013A	N50-2805013-A	Discontinued, Plate, Use 80-4202091 + 80-4202092		34.35	#16		
2601	N503405051	N50-3405051	Use SHP30L		-			
2602	N504605030A2	N50-4605030-A2	R-H rod assembly/ Extension 15 inch MTZ 82	13.600	267.21			
2603	N504605035A2	N50-4605035-A2	L-H rod assembly/Exten sion MTZ 82	13.600	267.21			
2604	N504605040A2	N50-4605040-A2	Part of /Use N50-4605030- A2		-			
2605	N504605045A3	N50-4605045-A3	Part of /Use N50-4605035- A2		-			
2606	NH30SD5025X200SR	NH30SD50/ 25X200SR	Use C50- 3405215-A-01		-			
2607	NH30SK	NH30SK	Use RK-NSH32		-			
2608	NI30040X50X10	NI30040X50X10	Seal		-			

No.	Part# Short	Part# Long	Description	Weight, Kg	Price	Part number on the diagram	Diagram	Part Image
2609	NMSH25000002	NMSH25-00-00-02	Use 573923					
2610	NO1001	NO-1001	Washer (D=25mm;d=14,3mm;S=0.5mm)	0.004	1.31	#75		
2611	NSH103LU	NSH10-3-LU	Use NSH10J-3-04L		-			
2612	NSH10ELU	NSH10ELU	Use NSH10J-3-12L		-			
2613	NSH10J3	NSH10J-3	Gear hydraulic pump Right Rotation, 6 splines T-25 UMZ-6 (NSH10G-3)	2.700	190.71	#0		

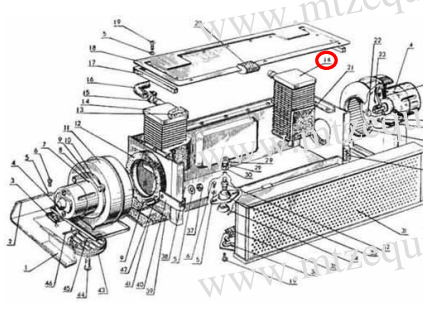

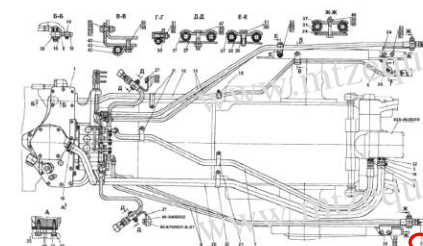



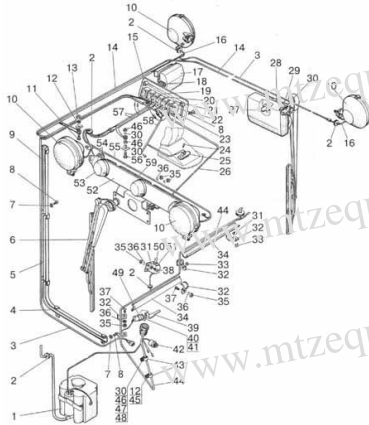

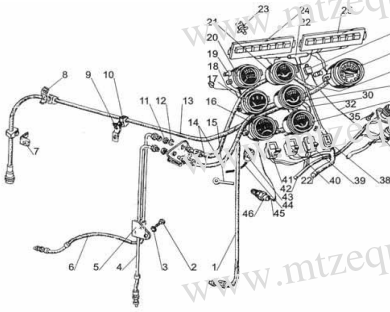

No.	Part# Short	Part# Long	Description	Weight, Kg	Price	Part number on the diagram	Diagram	Part Image
2614	NSH10J312L	NSH10J-3-12L	Hydraulic gear pump (4 splines) old style (NSh10E-3L)	2.60	190.71	#0		
2615	NSH10J304L	NSH10J-3-04L	Gear steering pump left rotation, 6 splines MTZ/T-25	2.350	190.71	#8		
2616	NSH10J312L	NSH10J-3-12L	4 spline Hydraulic gear pump L-R, 4 splines, old style	2.600	190.71			

No.	Part# Short	Part# Long	Description	Weight, Kg	Price	Part number on the diagram	Diagram	Part Image
2617	NSH14D3L	NSH14D-3L	Gear Pump (NSH14D-3L; NSH14G-3L; NSH14J-3-04L)		208.77	#57		
2618	NSH16J3L	NSH16J-3L	Gear steering pump left rotation. 6 splines	2.685	212.45	#10		
2619	NSH20	NSH20	Use RK-NSH32U		-			
2620	NSH32A3	NSH32A3	Hidraulic Pump (NSH32AJ-3)	6.370	297.81			

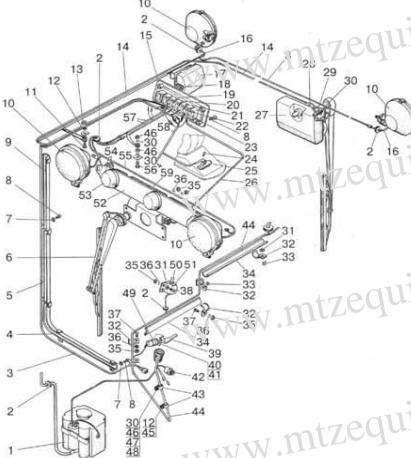

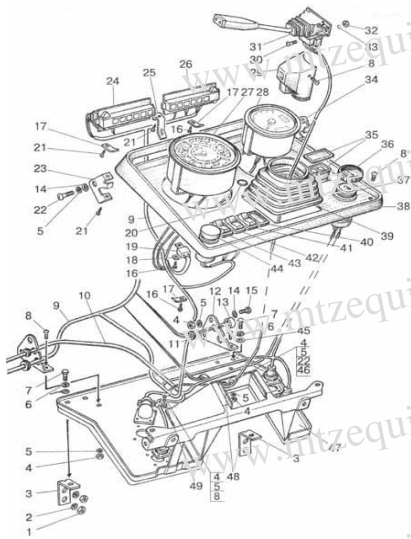

No.	Part# Short	Part# Long	Description	Weight, Kg	Price	Part number on the diagram	Diagram	Part Image
2621	NSH32A3SUB	NSH32A3_SUB	Use 573940		-			
2622	NSH32AJ3L	NSH32AJ-3-L	Gear hydraulic pump LR (NSH32A-3-L)	6.200	297.81	#0		
2623	NSH32U3L	NSH32U3L	Use NSH32UMJ-3-L		-			
2624	NSH32UKF32UKF3	NSH32UKF-32UKF-3	Use 574708		-			
2625	NSH32UMJ3L	NSH32UMJ-3-L	Gear hydraulic pump, oval LR T-40/UMZ-6 (NSH32U-3-L)	5.300	258.34	#0		
2626	NSH460505037	NSH46-0505037	Use 028-033-30-2-2		-			
2627	NSH50A3L	NSH50A3L	Use NSH50AJ-3-L		-			
2628	NSH50AJ3L	NSH50AJ-3-L	Gear hydraulic Pump left rotation	6.500	497.03	#119		

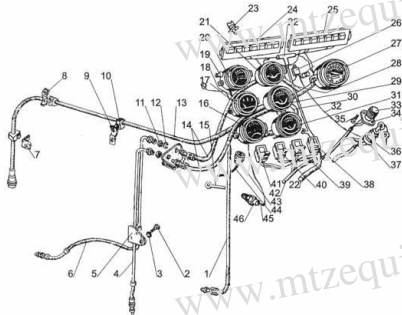

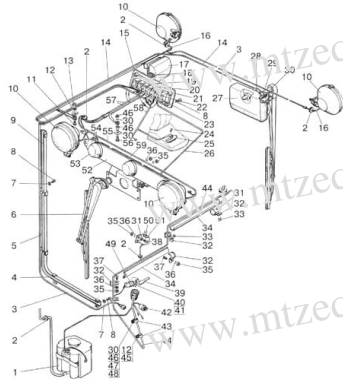

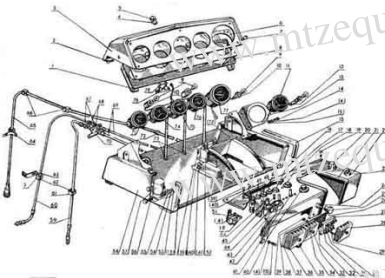

To order: Call 1-855-2GO-4MTZ x222 (1-855-246-4689 x222) Fax: 1-647-933-9066 Email: spares@mtzequipment.com

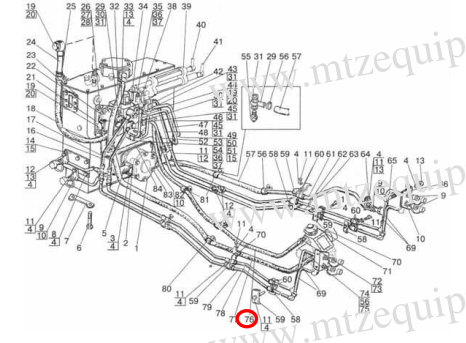

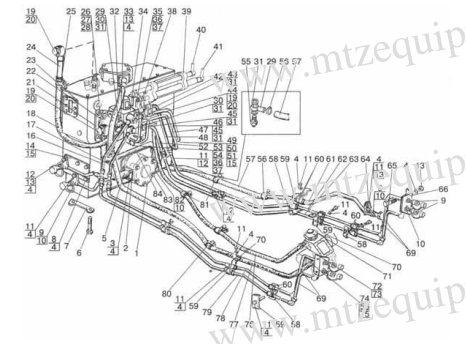

No.	Part# Short	Part# Long	Description	Weight, Kg	Price	Part number on the diagram	Diagram	Part Image
2629	NSH6T1	NSH6T1	Use NSH10J-3		-			
2630	OntarioTireTax	Ontario_Tire_Tax	Ontario Tire Tax		0.15			
2631	OR522X57	OR52.2X5.7	O-ring		-			
2632	OR592X57	OR59.2X5.7	O-ring		-			
2633	OSPC100ON1151	OSPC100ON1151	Use D100-14.20-02		-			
2634	OSPC1600 N150G0030	OSPC1600 N150G0030	Orbital motor/ Metering pump (D00.02.005-02) MTZ-12	6.200	819.54			
2635	OT201301004	OT2.013-010-04	Radiator of heater-core-can heater	1.230	172.05	#14		
2636	OT213103	OT213103	Use OT2.013-010-04		-			
2637	P1004607140	P100-4607140	Rukav vysokogo davleniya F10KH/ high pressure hose (L=1660mm; Dy=8; M20x1.5; S=24)	1.280	33.12	#13		
2638	P1470411	P1470411	Use 3709.255		-			

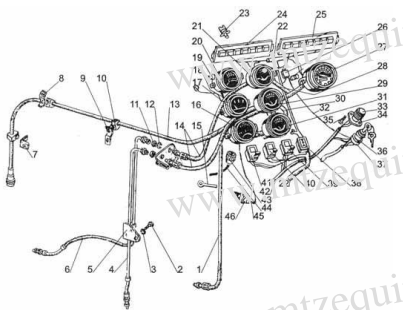

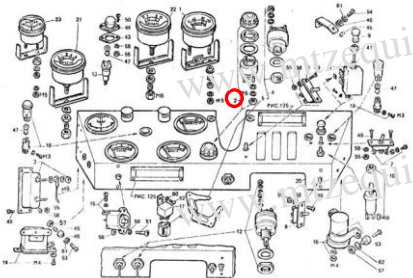

No.	Part# Short	Part# Long	Description	Weight, Kg	Price	Part number on the diagram	Diagram	Part Image
2639	P1470429	P1470429	Use 3709.295		-			
2640	P1470909	P1470909	Use 3709.265		-			
2641	P147M0411	P147M-04.11	Heater fan switch	0.019	16.76	#0		
2642	P147M0429	P147M-04.29	Headlight switch	0.019	16.76	#0		

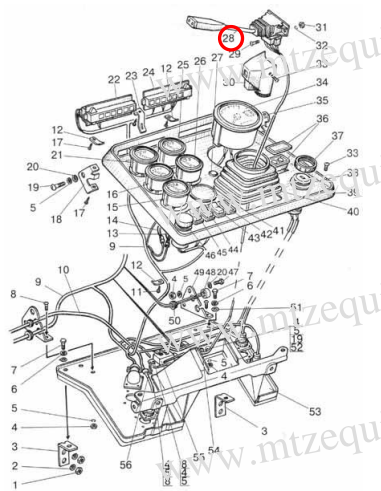

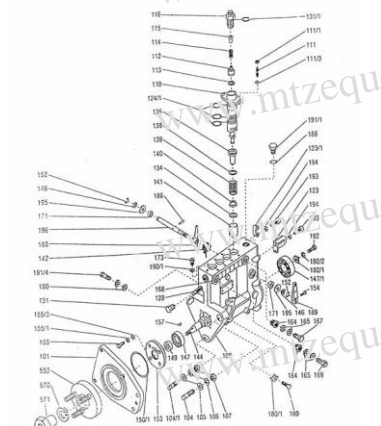



No.	Part# Short	Part# Long	Description	Weight, Kg	Price	Part number on the diagram	Diagram	Part Image
2643	P147M0909	P147M-09.09	Windscreen wiper switch (P147.09.09)	0.020	16.76	#0		
2644	P1501410	P1501410	Use 3709.275		-	#0		
2645	P1501944	P1501944	Use 3709.285		-			


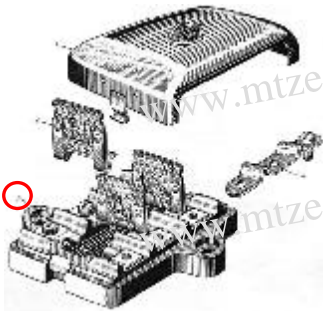
No.	Part# Short	Part# Long	Description	Weight, Kg	Price	Part number on the diagram	Diagram	Part Image
2646	P150M1410	P150M-14.10	Windscreen washer switch (3709.275)	0.020	16.29			
2647	P150M1448	P150M-14.48	Use 3710.55.01					
2648	P150M1944	P150M-19.44	Glow Plug/Ether start aid switch LVG, EFP (3709.28?)	0.020	16.29	#0		
2649	P150M2552	P150M-25.52	Front work light switch (26.3710-25.52; VK-343-01.	0.020	16.76	#0		
2650	P305	P305	Switch	0.075	17.82	#0		

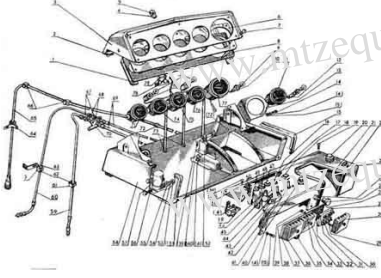

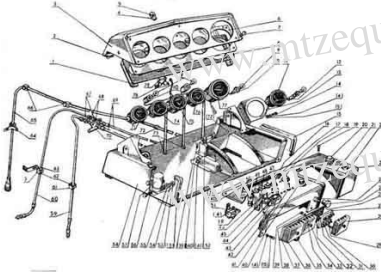

No.	Part# Short	Part# Long	Description	Weight, Kg	Price	Part number on the diagram	Diagram	Part Image
2651	P701721022	P70-1721022	Cover for MTZ 920		-			
2652	P780522	P780522	Use 516616					
2653	P804607120	P80-4607120	High pressure hose (L=2300mm; Dy=16; M24x1.5; S=27)	2.100	104.73	#76		
2654	P80460712002	P80-4607120-02	Hose	0.790	96.32			
2655	P80460712007	P80-4607120-07	High pressure hose (L=1500mm, S=30)			#0		

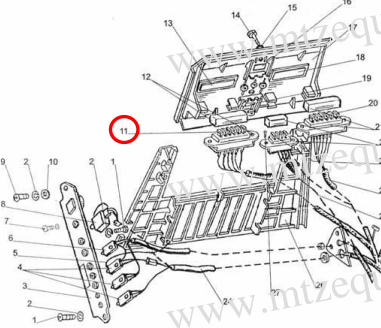

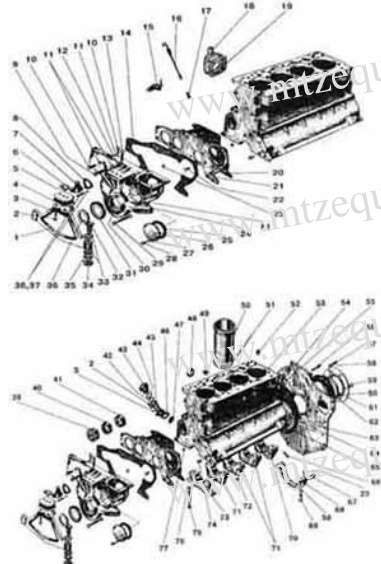

No.	Part# Short	Part# Long	Description	Weight, Kg	Price	Part number on the diagram	Diagram	Part Image
2656	PD50V	PD-50V	Control element (Glow Plug Indicator), MTZ	0.097	37.41	#0		
2657	PD51	PD-51	Control element (Glow Plug Indicator), T-40/MTZ-50	0.102	37.41	#2		
2658	PE3501	PE-35-01	Use 515511					
2659	PF204	PF204	R-h Front Turn light/Signal Assembly (with plastic)	0.130	25.02			
2660	PF2043712210B	PF204-3712210-B	L-h front turn signal lenses "clear & Amber"	0.015	19.82			

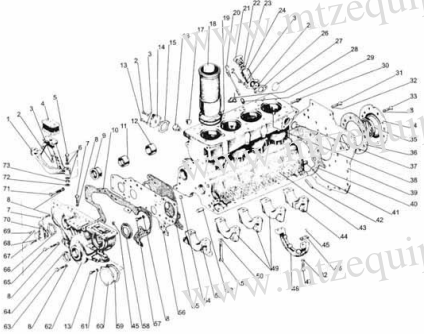

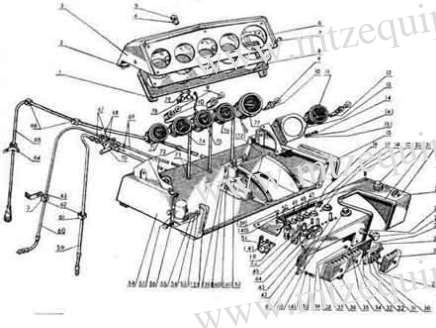

No.	Part# Short	Part# Long	Description	Weight, Kg	Price	Part number on the diagram	Diagram	Part Image
2661	PKP1	PKP-1	Steering wheel up switch L=170mm (Multi-function switch)	0.120	65.25	#28		
2662	PLA21054	PLA21054	Use 21.054					
2663	PM71384302	PM71.3843-02	Use 3843.15-01					
2664	PN14288A	PN-14/28-8A	Use 3759.010					
2665	PP4M10P1F3477	PP4M10P1F-3477	Fuel Pump D242S (Tier 0)		2 185.83			
2666	PP4M10P1F3478	PP4M10P1F-3478	Fuel Pump 243, 243S (Tier 0)/ Fuel pump MotorPal D-243C (2200rpm), MTZ-820/920...		1 864.53	#0		

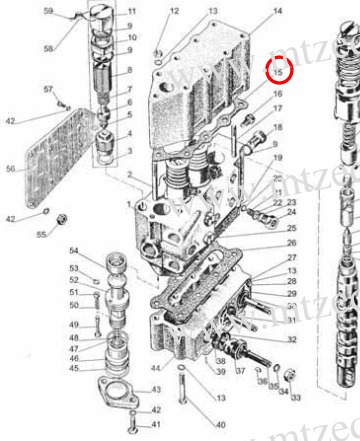

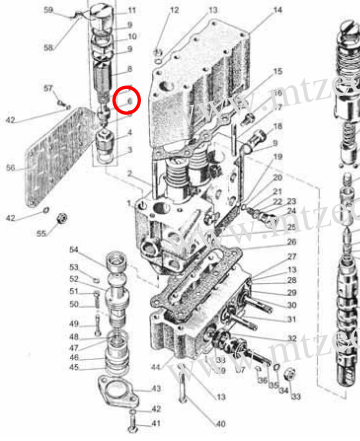


No.	Part# Short	Part# Long	Description	Weight, Kg	Price	Part number on the diagram	Diagram	Part Image
2667	PP4M10P1F3488	PP4M10P1F-3488	Fuel Pump 245.5 (Tier 0)		2 185.83			
2668	PP4M10P1i3701	PP4M10P1i-3701	Fuel pump		4 027.95			
2669	PP4M10P1i3703	PP4M10P1i-3703	Fuel pump		4 027.95			
2670	PP4M10P1i3705	PP4M10P1i-3705	Fuel pump		4 027.95			
2671	PP61	PP61	Use 917508		-			
2672	PP8612	PP861/2	Fuel filter (Efficiency 85%) (WDK962/16) for 6 cyl		-	#0		
2673	PR10A3722300	PR10A3722300	Discontinued, 10 AMP fuse		8.04	#2		
2674	PR11210	PR11210	Use PR32-15		-			

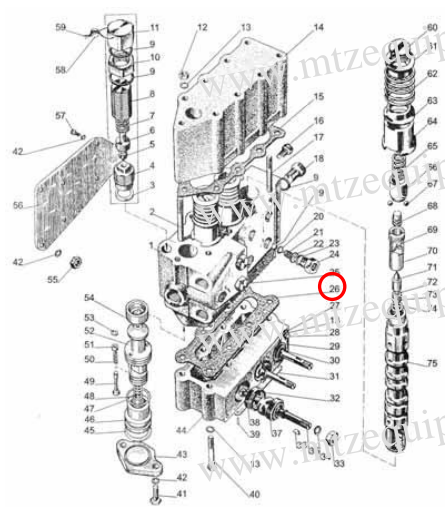

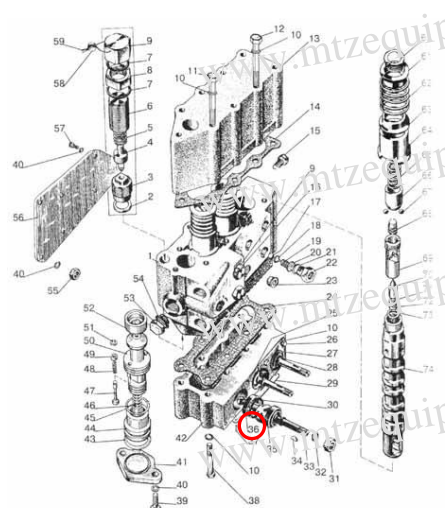

No.	Part# Short	Part# Long	Description	Weight, Kg	Price	Part number on the diagram	Diagram	Part Image
2675	PR112200A	PR112-200A	16 AMP fuse	0.001	0.99	#0		
2676	PR1123722200A	PR1123722200A	Use PR112-200A		-			
2677	PR11372230A60A	PR11.3722- 30A_60A	Set 30A and 60A fuses			#0		
2678	PR11D	PR11D	Fuse Box, MTZ 82		-			
2679	PR11S	PR11S	Fuse Box, MTZ 82		-			
2680	PR120	PR120	Use 3722.015		-			
2681	PR20A3722301	PR20A3722301	20 AMP fuse		8.04			

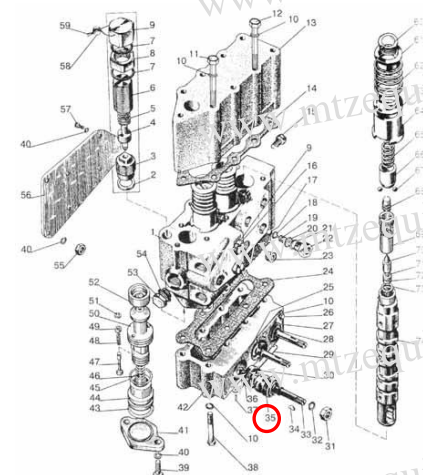

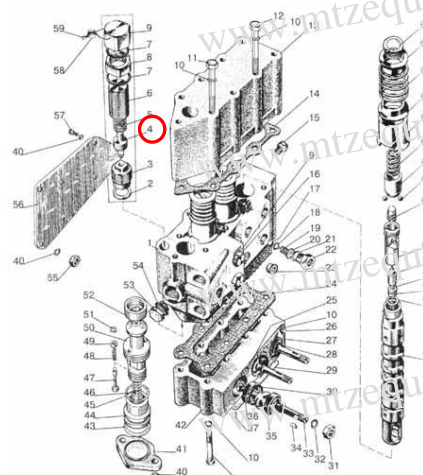

No.	Part# Short	Part# Long	Description	Weight, Kg	Price	Part number on the diagram	Diagram	Part Image
2682	PR3215	PR32-15	15 AMP fuse	0.001	2.52	#11		
2683	PR80	PR80	Use 80A		-			
2684	PS70	PS7-0	Use KR2					
2685	PT3802010A50	PT-3802010-A-50	Tachspeedometer drive D-245.5, 1800rpm	0.420	65.25	#0		

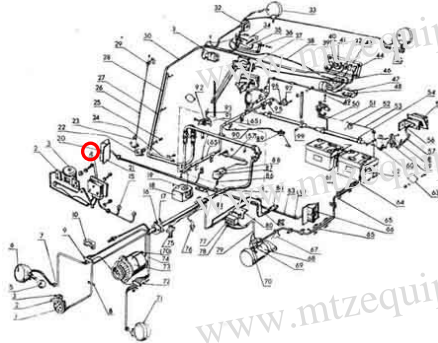

No.	Part# Short	Part# Long	Description	Weight, Kg	Price	Part number on the diagram	Diagram	Part Image
2686	PT3802010A90	PT-3802010-A-90	Reverse/Tach-speedometer drive D-243/D-245, 2200rpm	0.420	65.25	#0		
2687	PV20A	PV20A	Fuse 20A, L=36mm	0.010				
2688	PV50	PV-50	Fuse 50A, L=36mm	0.010	7.86	#0		
2689	PV80A	PV80A	Use 80A		-			

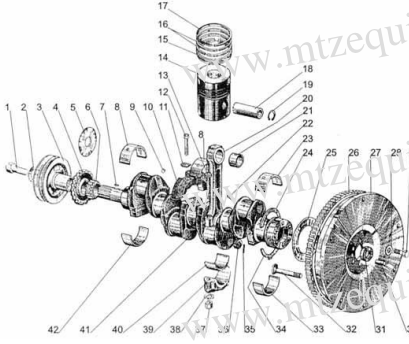


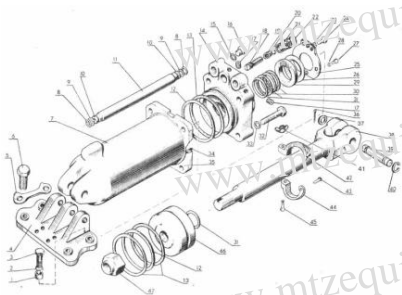

No.	Part# Short	Part# Long	Description	Weight, Kg	Price	Part number on the diagram	Diagram	Part Image
2690	R40750808039A	R40/75-0808039-A	Gasket	0.008	2.84	#15		
2691	R40750808048B	R40/75-0808048-B	Spring	0.008	8.48	#6		
2692	R504616033	R50-4616033	Coupling	0.040	14.76			
2693	R701701032	R70-1701032	Shaft	3.000	251.61			
2694	R701721022	R70-1721022	Cover Assy		319.23			
2695	R75054B	R75054B	Lever		35.88			
2696	R75056	R75-056	Dust Hood	0.003	3.29			
2697	R75056InKit	R75-056_In_Kit	Part of RKR-80					

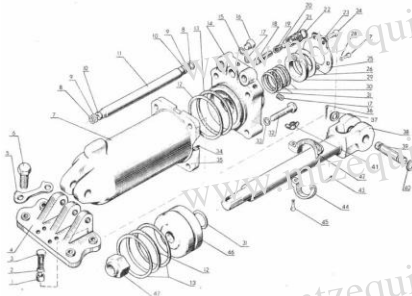

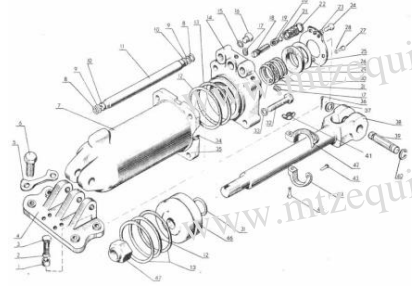



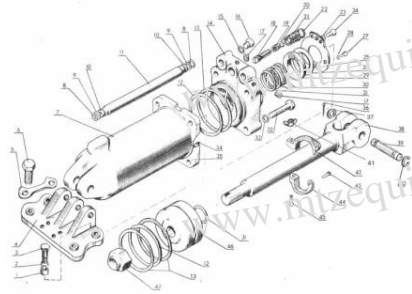



No.	Part# Short	Part# Long	Description	Weight, Kg	Price	Part number on the diagram	Diagram	Part Image
2698	R753038	R75-3-038	Gasket		2.84	#26		
2699	R75V3VR010	R75V3VR010	Use R80-23R.20.010		-			
2700	R801601090	R80-1601090	Use 80-1601090		-			
2701	R802320064	R80-23.20.064	Ring		2.22	#36		

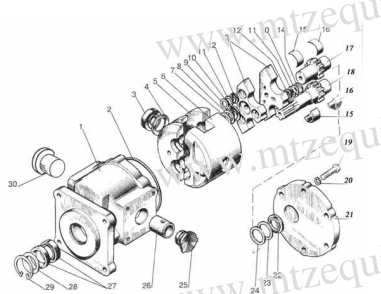

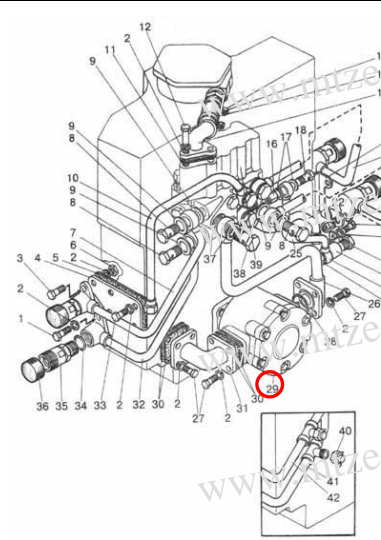

No.	Part# Short	Part# Long	Description	Weight, Kg	Price	Part number on the diagram	Diagram	Part Image
2702	R802320064InKit	R80-23.20.064_In_Kit	Part of RKR-80					
2703	R802320065	R80-23.20.065	Ring	0.009	2.22	#35		
2704	R802320065InKit	R80-23.20.065_In_Kit	Part of RKR-80					
2705	R8023R20010	R80-23R.20.010	Bypass valve with rod valve assy (R75-007-01)	0.115	56.39	#4		

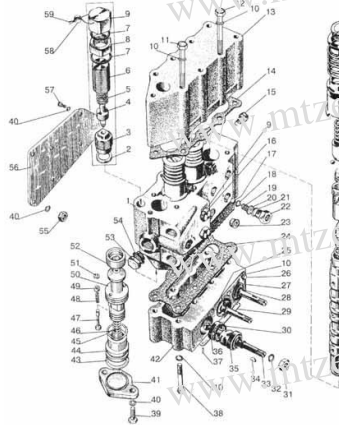

No.	Part# Short	Part# Long	Description	Weight, Kg	Price	Part number on the diagram	Diagram	Part Image
2706	R851601130	R85-1601130	Lead disc		202.65			
2707	R9117004743	R9117004743	Use 3761.036					
2708	RB1	RB1	Interlocking / Blocking relay	0.460	53.01	#4		
2709	Remen1157	Remen1157	Belt (I-11x10-1150)	0.154	12.02			
2710	REMEN6RK1250	REMEN 6RK-1250	Serpentine Fan Belt 6RK-1250		37.71			
2711	RK1023405103	RK-102-3405103	Rebuild kit set for Pin of C-50 (L=133mm; d1=28.5mm)	1.282	-			
2712	RK1023405103B	RK-102-3405103-B	Rebuild kit set for Pin of C-50 (L=148mm; d1=28.5mm)	1.282	-			

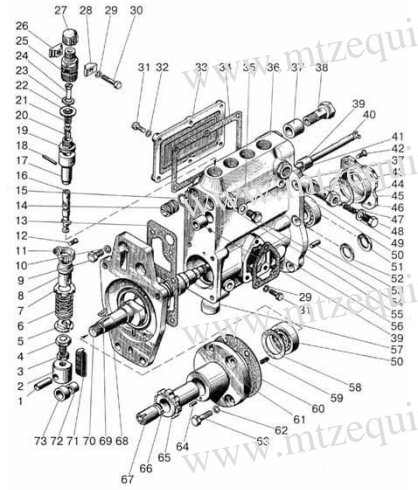

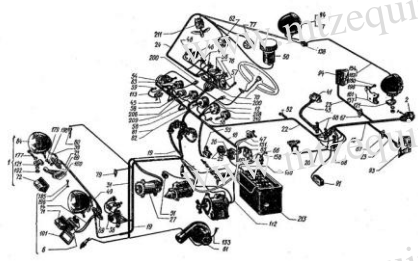

No.	Part# Short	Part# Long	Description	Weight, Kg	Price	Part number on the diagram	Diagram	Part Image
2713	RK501005181178BN1	RK-50-1005181/178-B-N1	Set of Thrust half-rings, 4 pcs. 50-1005178/81		-	#0		
2714	RK700A3429000	RK-700A.34.29.000	Repair kit for hydraulic cylinder 700A.34.29.000	0.050	55.47			
2715	RKC100	RK-C100	Repair seal kit for C100x200 hydraulic cylinder	0.070	52.28	#0		

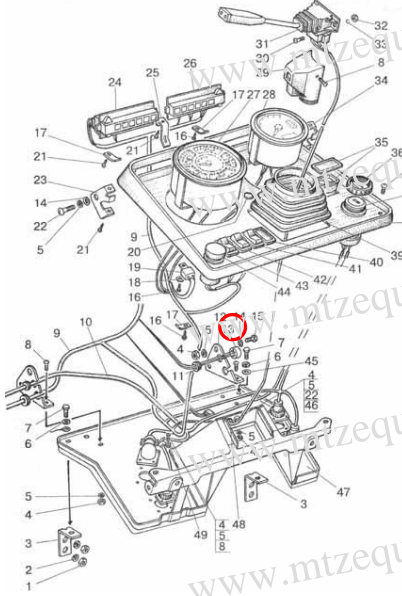

No.	Part# Short	Part# Long	Description	Weight, Kg	Price	Part number on the diagram	Diagram	Part Image
2716	RKC110	RK-C110	Repair seal kit for C110x200 hydraulic cylinder	0.080	52.28	#0		
2717	RKC125	RK-C125	Repair kit for C125x200 hydraulic cylinder	0.080	58.28	#0		
2718	RKC50	RK-C50	Repair kit for hydraulic cylinder C50-3405215	0.075	86.37			
2719	RKC75	RK-C75	Repair seal kit for C75-1111001-B hydraulic cylinder	0.070	52.28	#0		

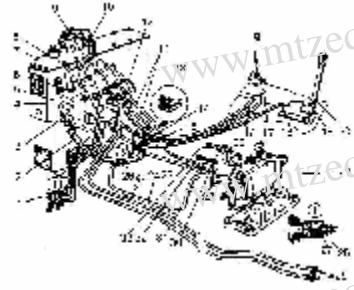

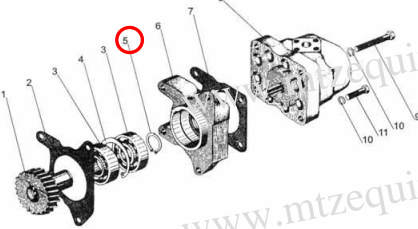

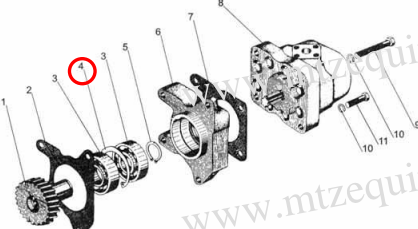



No.	Part# Short	Part# Long	Description	Weight, Kg	Price	Part number on the diagram	Diagram	Part Image
2720	RKF803405101B	RK-F80-3405101-B	Rebuild kit set for Pin of C-50 (L=128mm; d1=24mm)	1.200	89.43			
2721	RKF803405111	RK-F80-3405111	Rebuild kit set for Pin of C-50 (L=148mm; d1=24.5mm)	1.250	89.43			
2722	RKNSH32	RK-NSH32	Repair Seal Kit for Gear pump NSH32A/NH30 steering	0.030	22.41	#0		
2723	RKNSH32M	RK-NSH32M	Repair Kit for HYD PUMP NSH32M	0.020	22.41	#29		


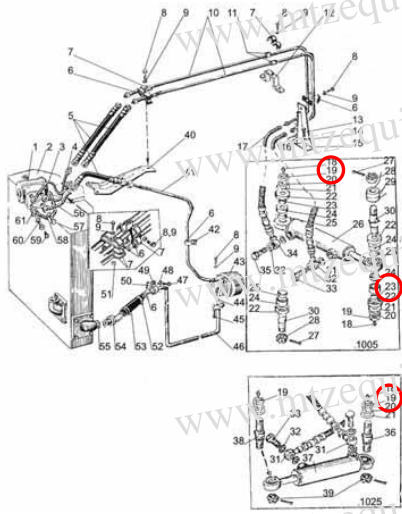

No.	Part# Short	Part# Long	Description	Weight, Kg	Price	Part number on the diagram	Diagram	Part Image
2724	RKNSH32U	RK-NSH32U	Repair Seal Kit for Gear pump NSH32U/NSH 30 P/S	0.030	18.90			
2725	RKR80	RKR-80	R80 repair kit for R80, Includes 2 gaskets, 3 rings 65/64	0.080	28.53	#0		
2726	RKS100	RKS-100	Use RK-C100		-			
2727	RKS75	RKS-75	Use RK-C75		-			
2728	RKSH35	RKSH-35	Repair kit for bearing		28.53			
2729	RKSH35partofkit	RKSH-35_part_of_kit	Use SH 35		-			

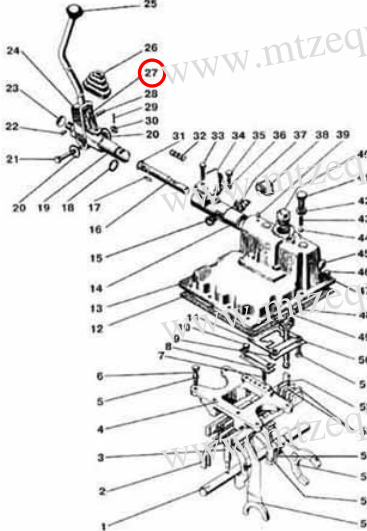

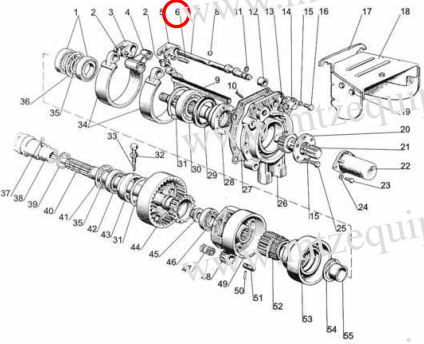

No.	Part# Short	Part# Long	Description	Weight, Kg	Price	Part number on the diagram	Diagram	Part Image
2730	RKUTN4NS	RK-UTN4-NS	Repair kit of fuel pump UTN4 new style	0.080	61.13	#0		
2731	RR362B	RR362B	New style regulator / Relay	0.300	65.47	#0		
2732	RS213	RS-213	Use 576353					



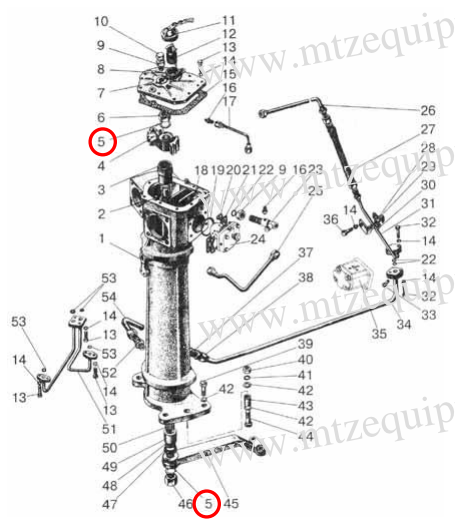

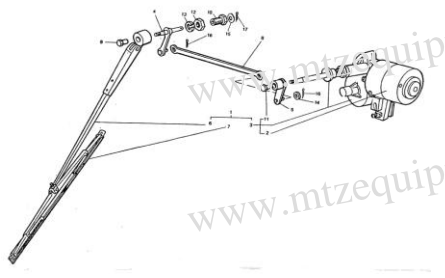

No.	Part# Short	Part# Long	Description	Weight, Kg	Price	Part number on the diagram	Diagram	Part Image
2733	RS492	RS492	Flasher relay of control lamp of parking break (37...)	0.010	21.35	#13		
2734	RS502	RS502	Use 3747.075		-			
2735	RS534	RS534	Use 3747.265					
2736	RSK3400015	RSK-3400015	Repair Seal Kit of hydraulic steering booster		52.28			
2737	RSM100414150	RSM100414150	Main cylinder		93.66			

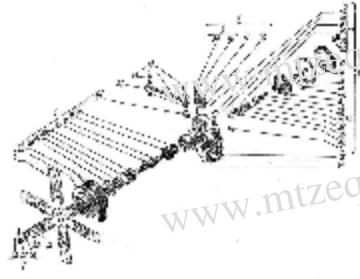

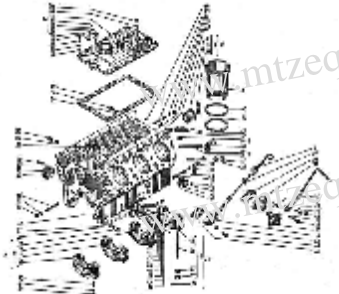

No.	Part# Short	Part# Long	Description	Weight, Kg	Price	Part number on the diagram	Diagram	Part Image
2738	S01H11	S01H/11	Working section rs213	2.920	789.83			
2739	S25	S25	Snap ring	0.001	2.07	#5		
2740	S311V372100001	S311V-3721000-01	Horn, old kind	0.350	53.33			
2741	S52	S52	Snap ring	0.005	5.28	#4		
2742	S8853107012	S885.3107012	Use W16x34- C885.3107		-			

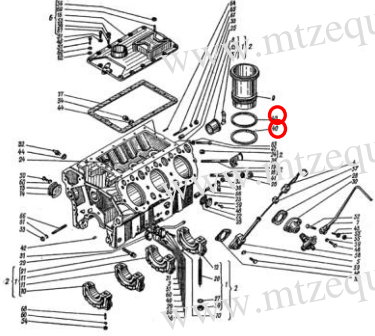

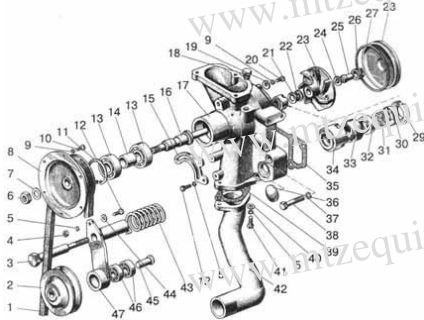



No.	Part# Short	Part# Long	Description	Weight, Kg	Price	Part number on the diagram	Diagram	Part Image
2743	SH35	SH-35	Bearing	0.236	59.03	#0		
2744	SH35Sub	SH-35_Sub	Double entry	-	-			
2745	SHCH20	SHCH20	Flat washer	0.015	1.31	#21		

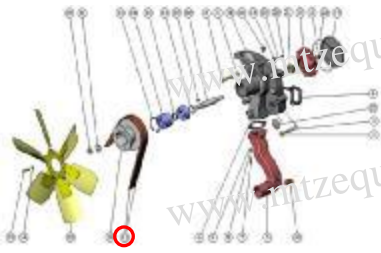

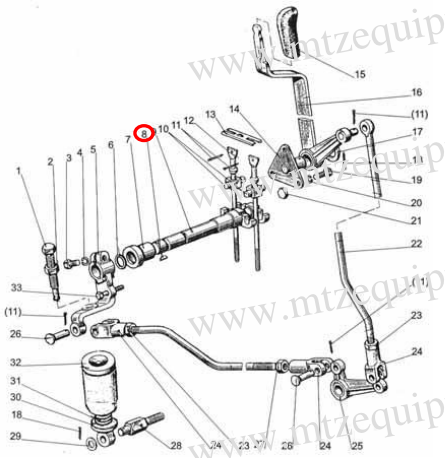

No.	Part# Short	Part# Long	Description	Weight, Kg	Price	Part number on the diagram	Diagram	Part Image
2746	SHCK8KH25	SHCK 8KH25	Pin 8x25mm (SHCK8x25) (917327)	0.010	1.91	#27		
2747	SHCK8KH36	SHCK 8KH36	Pin 8x36mm (SHCK8x36, 8U8x36, 8Pr2ax36, 82Pr2-2ax36)	0.010	1.91	#6		
2748	Shipping	Shipping	Shipping		-			

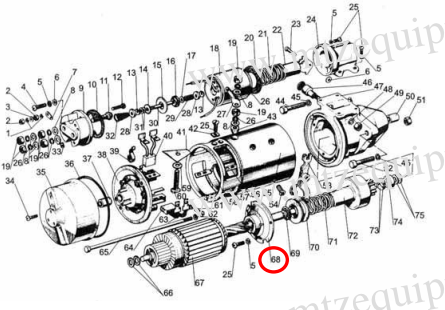

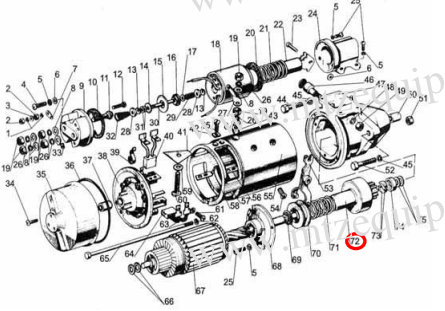

No.	Part# Short	Part# Long	Description	Weight, Kg	Price	Part number on the diagram	Diagram	Part Image
2749	SHP27L	SHP27L	27 mm lock/spring washer MTZ 920	0.033	1.76	#13		
2750	SHP30L	SHP30L	Lock washer	0.035	-	#5		
2751	SK570X50X224	SK570X50X22.4	Seal		27.67			
2752	SL230M5205000	SL-230M-5205000	Windscreen wiper	1.900	267.21	#0		

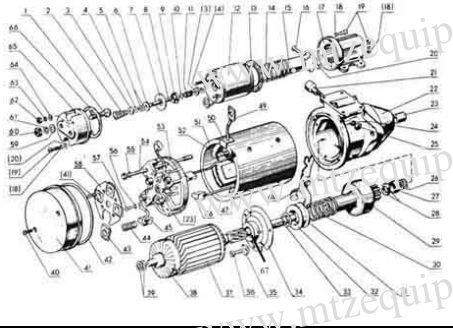

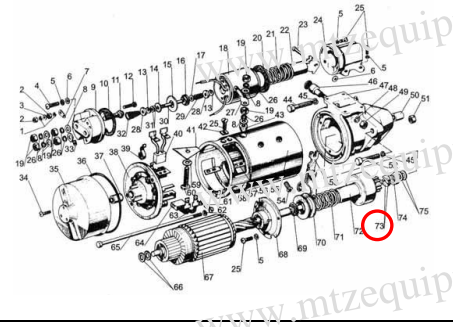

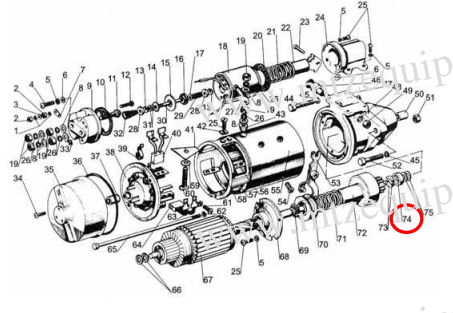

No.	Part# Short	Part# Long	Description	Weight, Kg	Price	Part number on the diagram	Diagram	Part Image
2753	SMD11306	SMD11306	Bushing		27.93			
2754	SMD11314	SMD11314	Housing		8.96	#25		
2755	SMD11315	SMD11315	Discontinued, Gland		5.58	#26		
2756	SMD60EGK	SMD60-EGK	Engine gaskets kit for SMD 60/62	0.300	149.4	#0		

No.	Part# Short	Part# Long	Description	Weight, Kg	Price	Part number on the diagram	Diagram	Part Image
2757	SMD90128A	SMD9-0128A	Sleeve O-ring SMD-62	0.020	3.60	#40		
2758	SN150A3740000	SN150A-3740000	Preheater Plug 200/400 series MTZ 50	0.080	28.85			
2759	SND100B3	SND100B3	Use SND100B4		-			
2760	SND100B4	SND100B4	Preheater plug for engine D-50 – MTZ 80	0.058	19.35			
2761	SPA1157	SPA-1157	Use Remen 1157	0.154	-	#0		



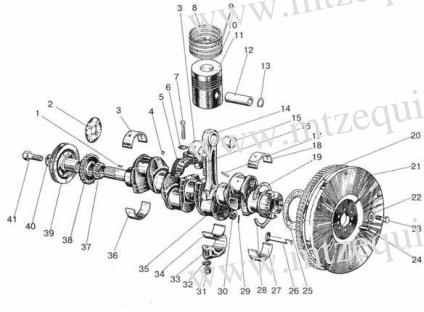

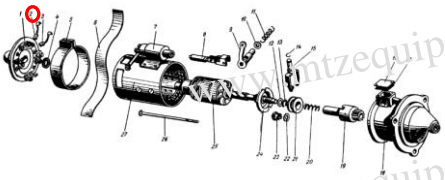



No.	Part# Short	Part# Long	Description	Weight, Kg	Price	Part number on the diagram	Diagram	Part Image
2762	SPAS1280	SPA/S-1280	BELT	-	17.92	#31		
2763	SR33x38x13	SR33x38x1.3	O-ring		5.93			
2764	SR60x70x17	SR60x70x1.7	Ring		3.97			
2765	SSH611	SSH-611	Key 6x11	0.010	1.91	#8		
2766	ST2123708012	ST212-3708012	Washer		4.05			

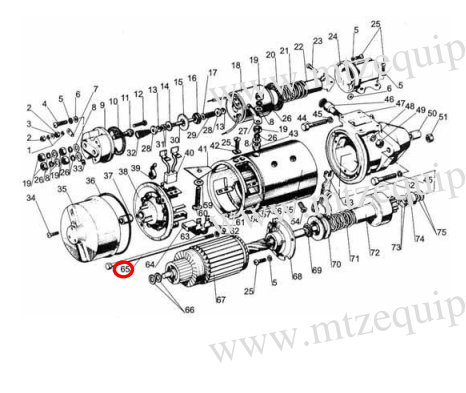

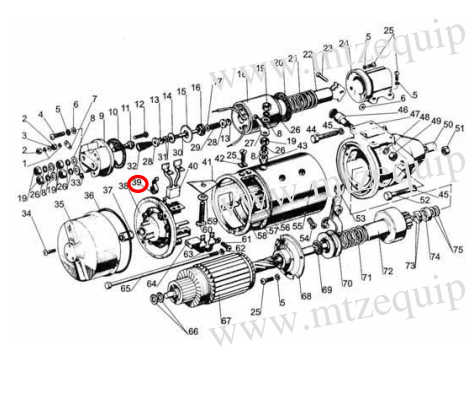


No.	Part# Short	Part# Long	Description	Weight, Kg	Price	Part number on the diagram	Diagram	Part Image
2767	ST2123708050	ST212-3708050	Bearing		28.53	#68		
2768	ST2123708052	ST212-3708052	Use FR7.684.363		-			
2769	ST2123708104	ST212-3708104	Bushing		5.28			
2770	ST2123708107a	ST212-3708107a	For MTZ 52		10.49			
2771	ST2123708402	ST212-3708402	Use FR7.684.362		-			
2772	ST2123708600B	ST212-3708600-B	Bendix/Starter Drive 4 Spline (24V)	0.840	96.53	#72		

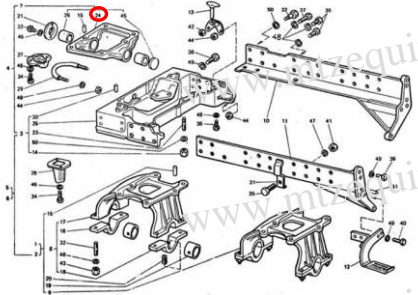

No.	Part# Short	Part# Long	Description	Weight, Kg	Price	Part number on the diagram	Diagram	Part Image
2773	ST2123708800 (203708800)	ST212-3708800 (20.37088)	Starter Relay Solenoid 12V	2.400	147.06	#0		
2774	ST2123708882	ST212-3708882	Bolt		11.40			
2775	ST212A3708004	ST212A-3708004	Half Ring		4.56	#73		
2776	ST212A3708006	ST212A-3708006	Bushing		5.90	#74		

No.	Part# Short	Part# Long	Description	Weight, Kg	Price	Part number on the diagram	Diagram	Part Image
2777	ST212A3708400	ST212A-3708400	New style starter cover	3.515	74.43	#0		
2778	ST222	ST222	T25 starter 2413708		331.20			
2779	ST2223708042	ST222-3708042	Packing Ring (115-120-30-2-1)		2.52	#34		


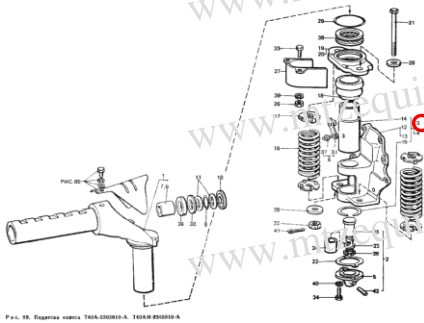

No.	Part# Short	Part# Long	Description	Weight, Kg	Price	Part number on the diagram	Diagram	Part Image
2780	ST2223708800	ST222-3708800	Solenoid		162.9	#21		
2781	ST2401004060A	ST-240-1004060-A	Piston ring set D-243 {8-10} (Stavropol)	0.610	83.61	#0		
2782	ST503708023	ST50-3708023	Insulated brush 11x16x20mm (old starters, 12V)	0.030	10.49	#2		

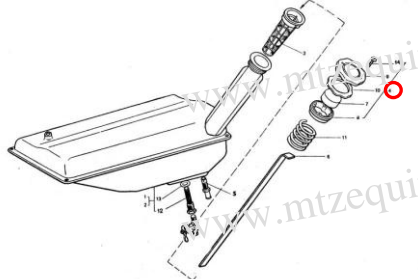



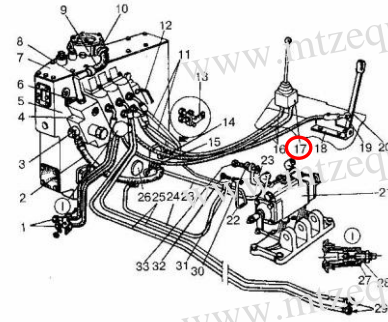

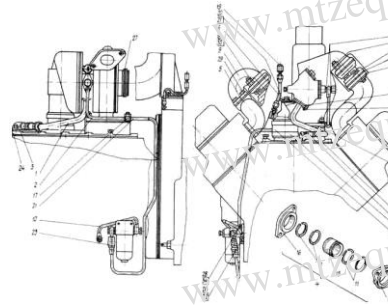

No.	Part# Short	Part# Long	Description	Weight, Kg	Price	Part number on the diagram	Diagram	Part Image
2783	ST503708080A	ST50-3708080-A	Bushing/ Coupling bolt (M8x215), 24V		9.11	#65		
2784	ST503708304	ST50-3708304	Brush Spring (ST50-3708025) (ST212.3708307)	0.004	9.11	#39		
2785	SU18A	SU 1/8"-A	Use 534244					
2786	T117130610001	T117-1306100-01	Thermostat (80 deg C)	0.110				

No.	Part# Short	Part# Long	Description	Weight, Kg	Price	Part number on the diagram	Diagram	Part Image
2787	T1501109860L01L	T150-1109860-L/01-L	Pair of Inner Filtering elements, t150, assembly	2.300	111.47			
2788	T2405205300	T240-5205300	Use 5205.265.010					
2789	T25120501501	T25-1205015-01	Muffler		71.69			
2790	T251601009A1	T25-1601009-A1	Bolt		19.20			
2791	T251601033A	T25-1601033A	Gasket		5.28			
2792	T251601050B1	T25-1601050-B1	Pressure plate		572.91			
2793	T251601053	T25-1601053	Gasket		4.51			
2794	T251601093B1	T25-1601093-B1	Pressure plate disc		195.30			
2795	T251601094B1	T25-1601094-B1	Clutch lever		28.53			
2796	T251601095B2	T25-1601095-B2	Slide block		2.22			
2797	T251601096B1	T25-1601096-B1	Axle		2.22			
2798	T251601097B3	T25-1601097-B3	Spring		4.98			
2799	T251601130B	T25-1601130-B	Clutch disk		181.53			
2800	T251601160B2	T25-1601160-B2	P.T.O. disc	1.622	172.35			
2801	T251601224B	T25-1601224-B	Lever	0.317	28.08			
2802	T251601415B2	T25-1601415-B2	Clutch spring		18.90			
2803	T251703096	T25-1703096	Gear shift cover		10.64			
2804	T252801260A	T25-2801260-A	Bracket	6.700	433.68	#24		

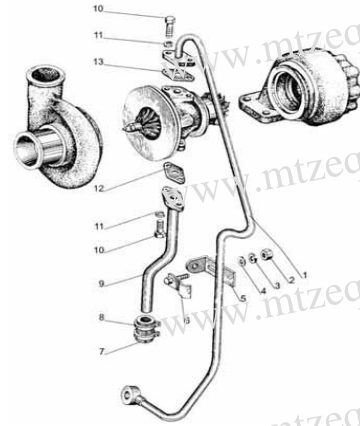

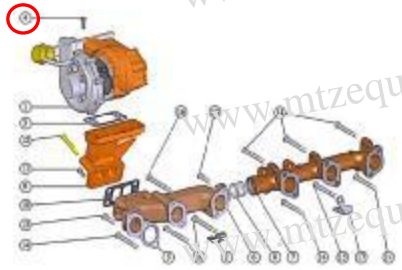

To order: Call 1-855-2GO-4MTZ x222 (1-855-246-4689 x222) Fax: 1-647-933-9066 Email: spares@mtzequipment.com

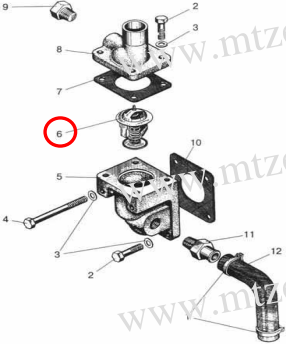

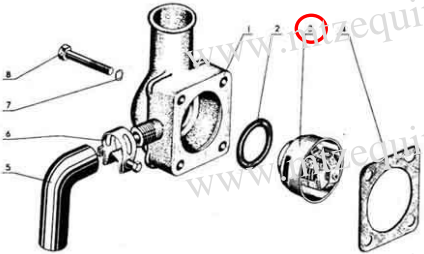

No.	Part# Short	Part# Long	Description	Weight, Kg	Price	Part number on the diagram	Diagram	Part Image
2805	T253401286A	T25-3401286-A	Bushing		6.51			
2806	T254202122U3	T25-4202122-U3	6 spline P.T.O. shaft		186.12			
2807	T254628220G1	T25-4628220-G1	Pull rods		132.57			
2808	T283401047	T28-3401047	Use 042048					
2809	T301005317	T30-1005317	Pin		13.23			
2810	T303405026	T30-3405026	Washer		13.54			
2811	T303405057B1	T30-3405057-B1	Spring		3.60			
2812	T303405079	T30-3405079	Support		2.07			
2813	T303405092B	T30-3405092B	Ring	0.002	-			
2814	T35A2306116	T35A-2306116	Spindle/axle	3.99	-			
2815	T40A2302072G	T40A-2302072-G	Drive shaft	4.1	290.33			
2816	T40A2302144V	T40A-2302144V	Shaft, spl=14	1.577				
2817	T40A2303003B	T40A-2303003-B	Set of gears		533.75			
2818	T40A2304001	T40A-2304001	Fork		190.26			
2819	T40A2304020	T40A-2304020	U-joint		89.73			
2820	T40A2305020	T40A-2305020	Turning bracket with sleeve		300.00	#3		

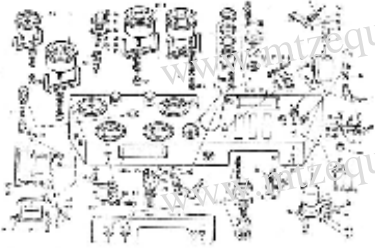
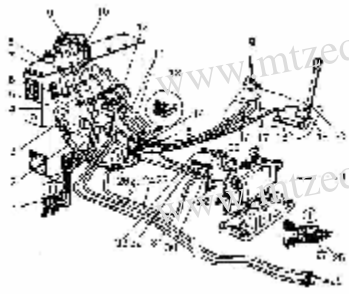

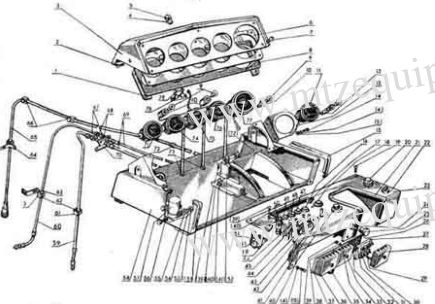

No.	Part# Short	Part# Long	Description	Weight, Kg	Price	Part number on the diagram	Diagram	Part Image
2821	T40A2305027	T40A-2305027	Cover		14.76			
2822	T40A2305046	T40A-2305046	Ring		6.66			
2823	T40A2306034	T40A-2306034	Gear, z=38		219.78			
2824	T40A2306034G	T40A-2306034-G	Gear, z=31		219.78			
2825	T40A2306112	T40A-2306112	Fork		328.41			
2826	T40A2306124G	T40A-2306124-G	Gear, z=12		148.19			
2827	T40A2306134B	T40A-2306134-B	Bearing cover		33.12			
2828	T40A3001052	T40A-3001052	Pin		34.96			
2829	T40A3001090B1	T40A-3001090-B1	Steering link		89.73			
2830	T40A3101065B	T40A-3101065-B	Bolt		7.43			
2831	T40A3101068A	T40A-3101068-A	Nut		3.75			
2832	T40M1002374	T40M-1002374	Shock absorber		19.35			
2833	T40M1103010	T40M-1103010	Fuel Cover (Plastic) (74.50.042-4) (45-1103010SB)	0.109	33.44	#4		
2834	T6101	T-61-01	Use WK842/2		19.82			
2835	TA12228402420	TA1222-8402420	Hood 1523					

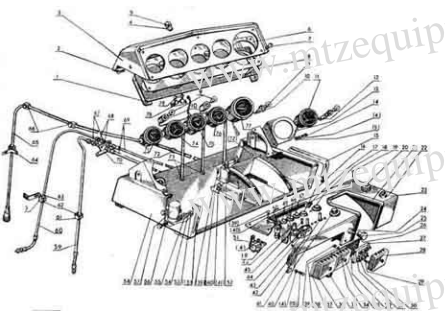

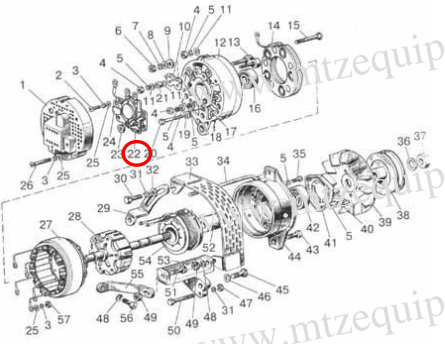

No.	Part# Short	Part# Long	Description	Weight, Kg	Price	Part number on the diagram	Diagram	Part Image
2836	TAIS303654001	TAIS.303654.001	Joystick (WK-20; RU-1)	0.870	218.25	#17		
2837	TAIS453843001	TAIS.453843.001	Speed sensor 920.4/952.4					
2838	TAIS453843003	TAIS.453843.003	Speed sensor 1221.4, 1523.4					
2839	TAIS735231002	TAIS.735231.002	Rubber cover for JOYSTICK RU-1					
2840	TC107130610004MK	TC107-1306100-04MK	Thermostat with solid filling		18.13			
2841	TH121	TH121	Use TX121-3813010-E		-			
2842	TKR11N1	TKR-11N-1	Turbocompress or Turbo Kit (112.30003.00) (turbocharger TKR-11N-1)	21.000	1 215.81	#0		

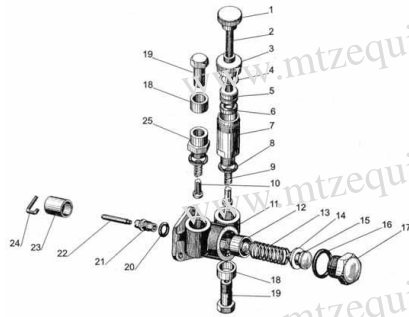

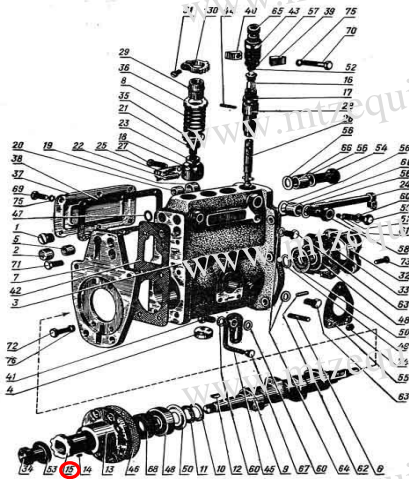



No.	Part# Short	Part# Long	Description	Weight, Kg	Price	Part number on the diagram	Diagram	Part Image
2843	TKR60101	TKR6-01.01	Turbo-compressor Chech Republic D-245C/245.5 MTZ-952-892	6.700	1 029.46	#0		
2844	TKR70208	TKR7-02.08	Turbocompress or (D-260.1S2, D-260.1S3A, D-260.2S2)	9.500		#1		
2845	TM100A	TM100A	Use DUTJ-02		-			
2846	TM100V	TM100V	Use DUTJ-01		-			
2847	TM11112	TM111-12	Use 3829.060					
2848	ToggleSwitch	Toggle_Switch	Toggle switch for heat/AC blower motor		-			


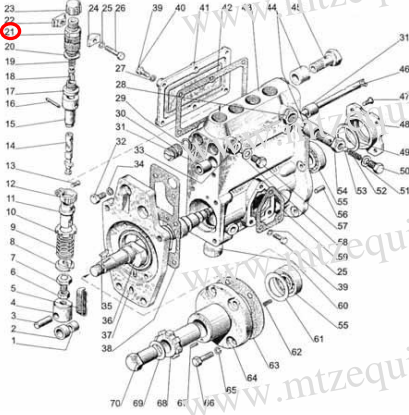

No.	Part# Short	Part# Long	Description	Weight, Kg	Price	Part number on the diagram	Diagram	Part Image
2849	TS107130610004	TS-107-1306100-04	Thermostat with solid filling (87degree,C) (TS-107-1306100-04M)	0.162	22.88	#6		
2850	TS109	TS109	Use TS-109-1306100-01		-			
2851	TS109130610001	TS-109-1306100-01	Thermostat (70degree,C)	0.167	22.88	#3		
2852	TX114	TX114	Use 3813.017		-			

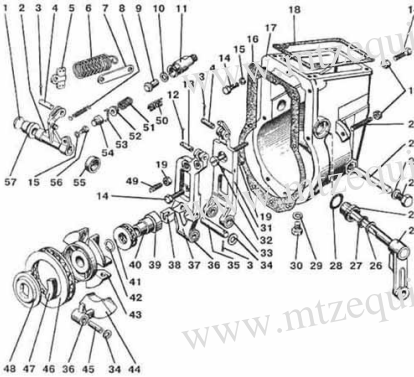

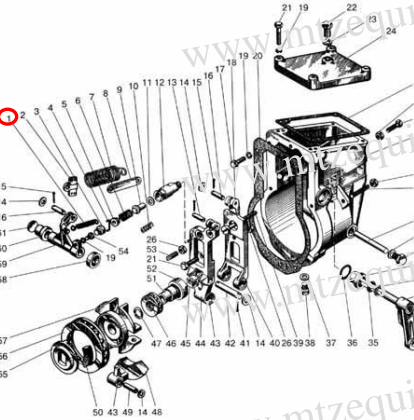

No.	Part# Short	Part# Long	Description	Weight, Kg	Price	Part number on the diagram	Diagram	Part Image
2853	TX1213813010E	TX121-3813010-E	Tachometer T-40/T-25			#0		
2854	TX135	TX135	Use 3813.027		-			
2855	U000224221	U00022422/1	Condenser for AC system		303.93			
2856	U01B	U01B	Outlet section rs213	5.455		#0		
2857	UB126A	UB-126A	Fuel gauge/level indicator receiver (1306.3806)	0.250	59.13	#0		

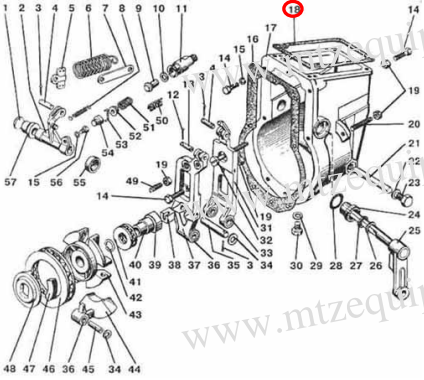

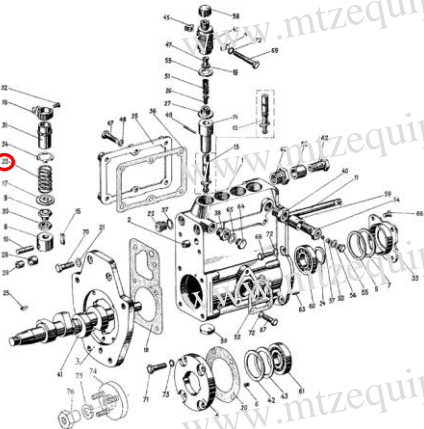

No.	Part# Short	Part# Long	Description	Weight, Kg	Price	Part number on the diagram	Diagram	Part Image
2858	UK133ABE	UK133AB-E	Coolant/water, temp. indicaor/gauge	0.250	65.25	#0		
2859	UR2	UR-2	Block Assembly/ Regulating device (ST14) (96.3701500)	0.040	71.69	#22		
2860	UsedPart	Used Part	Used parts		-			
2861	UsedParts	Used_Parts			1.53			
2862	USERSMEDIA1DESKt	:\USERS\MEDIA-~1\DESKt	Y		-			

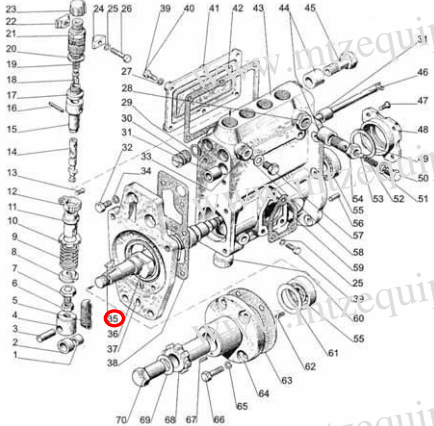

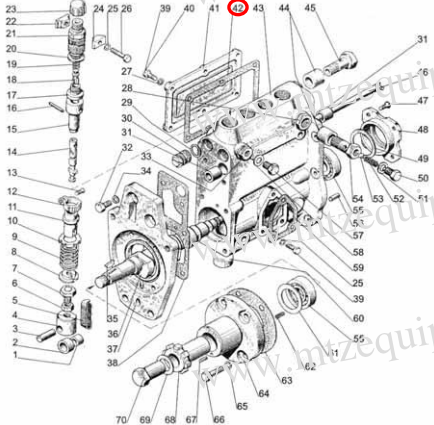

No.	Part# Short	Part# Long	Description	Weight, Kg	Price	Part number on the diagram	Diagram	Part Image
2863	UTN31106010A4	UTN-3-1106010-A4	Fuel booster primer pump assy{1-25}	1.280	132.89	#0		
2864	UTN31106026INKIT	UTN-3-1106026_IN_KIT	Part of RK-UTN4-NS					
2865	UTN31106026INKIU	UTN-3-1106026_IN_KIU	Part of RK-UTN4-NS					
2866	UTN31106026INKIV	UTN-3-1106026_IN_KIV	Part of RK-UTN4-NS					
2867	UTN31111026A	UTN-3-1111026A	Frost Plug	0.011				
2868	UTN3111115201	UTN-3-1111152-01	Use 4UTNM-1111152-B					
2869	UTN31111165	UTN-3-1111165	Bush	0.206	30.38	#15		



No.	Part# Short	Part# Long	Description	Weight, Kg	Price	Part number on the diagram	Diagram	Part Image
2870	UTN31111250	UTN-3-1111250	Plunger Pair/Pusher	0.120	-	#0		
2871	UTN31111485	UTN-3-1111485	Union/ Connector	0.105	-	#21		

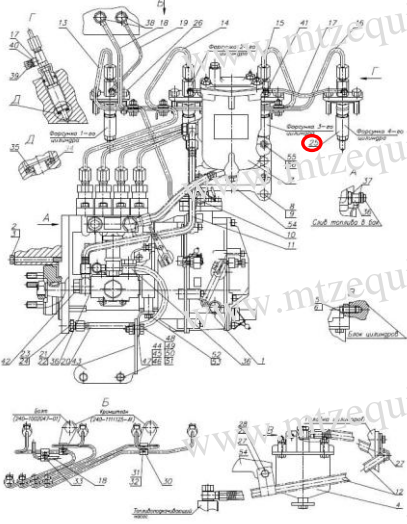

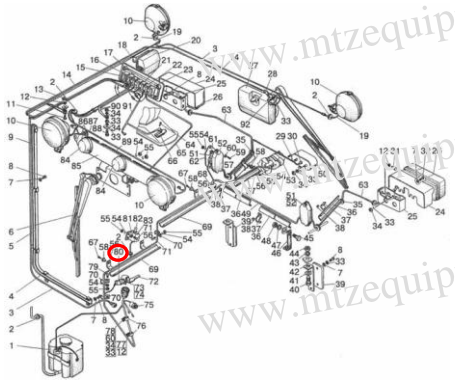

No.	Part# Short	Part# Long	Description	Weight, Kg	Price	Part number on the diagram	Diagram	Part Image
2872	UTN51110170G	UTN-5-1110170-G	Regulator spring (..187-D) with Shackle (..171-G)	0.020	24.41	#0		
2873	UTN51110193	UTN-5-1110193	Spring	0.002	-	#1		

No.	Part# Short	Part# Long	Description	Weight, Kg	Price	Part number on the diagram	Diagram	Part Image
2874	UTN51110302A	UTN5-1110302-A	Gasket	0.008	3.60	#18		
2875	UTN51110302AINKIT	UTN5-1110302-A_IN_KIT	Part of rk-utn4-ns		-			
2876	UTN51110303	UTN5-1110303	Gasket	0.022	5.13			
2877	UTN5111030301IN	UTN5-1110303-01IN_	In kit RK-UTN4-NS		-			
2878	UTN51110322INKIT	UTN5-1110322_IN_KIT	O-ring in RK-UTN4-NS		-			
2879	UTN51111138	UTN-5-1111138	Spring (D=27mm; L=46mm)	0.035	8.48	#23		

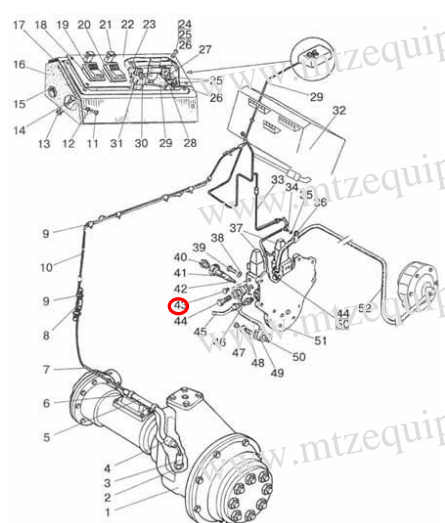

No.	Part# Short	Part# Long	Description	Weight, Kg	Price	Part number on the diagram	Diagram	Part Image
2880	UTN51111155	UTN-5-1111155	Half moon key (H=4mm)	0.002	5.48	#35		
2881	UTN51111452A	UTN5-1111452-A	Gasket		3.6			
2882	UTN51111476A5	UTN5-1111476-A5	Gasket	0.01	5.13	#42		

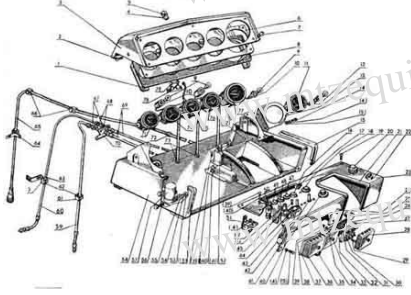

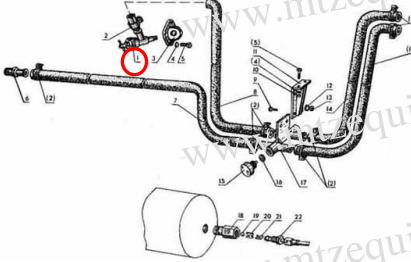



No.	Part# Short	Part# Long	Description	Weight, Kg	Price	Part number on the diagram	Diagram	Part Image
2883	UTN51111476A5INKT	UTN-5-1111476-A5_IN_KT	Part of RK-UTN4-NS		-	#67		
2884	UTN51111483A2	UTN5-1111483-A2	Gasket		3.6	#48		
2885	UTN51111519inkit	UTN5-1111519_in_kit	Use RK-UTN4-NS		-			







No.	Part# Short	Part# Long	Description	Weight, Kg	Price	Part number on the diagram	Diagram	Part Image
2886	VA70P3602994	VA70P360 2994	Fuel Injector assy D-245S2/5S MOTORPAL EURO-2 (245-1112010-R-07; 172.1112010-11.01; 455-1112010-50)		103.20	#25		
2887	VA70P3602996	VA70P360 2996	Injector		103.20			
2888	VK1221	VK12-21	Switch of light of brake		35.88	#80		
2889	VK123	VK12-3	Switch blockage start (VK12-5, VK-418, VK-418A)	0.048	35.88			

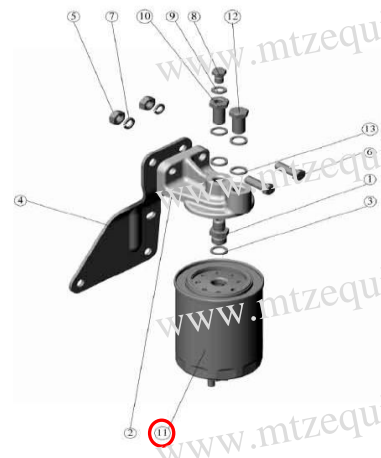

No.	Part# Short	Part# Long	Description	Weight, Kg	Price	Part number on the diagram	Diagram	Part Image
2890	VK124	VK12-4	Intermediate relay interlock switch (safety neutral)	0.048	35.88	#0		
2891	VK1241	VK12-41	Switch	0.095	35.88	#28		
2892	VK125	VK12-5	Switch 3710.305		35.88	#0		

No.	Part# Short	Part# Long	Description	Weight, Kg	Price	Part number on the diagram	Diagram	Part Image
2893	VK1251	VK12-51	Safety neutral switch / blockage start (VK12-3M)	0.070	35.88	#40		
2894	VK316B	VK316B	4 prong key SWITCH 1202.3704-03.01 Old Style	0.200	53.33			
2895	VK316B3708010	VK316B3708010	Keys of VK316b	0.020	-			
2896	VK316B3708010 inkit	VK316B3708010_in_kit	Part of VK316b		-			
2897	VK316BSubstitute	VK316B_Substitute	Use_EWN 3710.45.01		-			
2898	VK318B	VK318B	Use 3710.115		-			
2899	VK3430105	VK3430105	Use 3709.245		-			
2900	VK353	VK353	Use 3710.45.01 (Extra Work Needed)		-			
2901	VK418	VK418	Use 3710.305		-			
2902	VK603710	VK60.3710	Use 3710.65.1		-			

No.	Part# Short	Part# Long	Description	Weight, Kg	Price	Part number on the diagram	Diagram	Part Image
2903	VK692201025A	VK692201025A	Use 72-2203025-RN		-			
2904	VK856	VK-856	Key Switch starter and things, 5 prong	0.200	53.33	#0		
2905	VS118101010	VS11-8101010	Valve (KR-29)	0.166	39.67	#1		
2906	W12243101017	W12*24-3101017	Disc	19.400	212.13	#2		

No.	Part# Short	Part# Long	Description	Weight, Kg	Price	Part number on the diagram	Diagram	Part Image
2907	W1224310102001	W12-24-3101020-01	Wheel W12-24	49.260	783.75	#0		
2908	W1374119677085105	W1374/11 9677085105	Use FM037- 1012005-10					
2909	W1634C8853107012	W16*34- C885.3107012	Rim W16- 34/REAR RIM (18.4R34)	65.500	452.66	#11		
2910	W920310102001	W9*20-3101020-01	5 bolt rim for 11.2X20	26.796	253.14			
2911	W9X203101020A	W9X203101020A	Use CW9*20-3101020		-			
2912	Warranty	Warranty			1.50			
2913	WDK96212	WDK962/12	Use DIFA 6102/2					
2914	WDK96216	WDK962/16	Use PP861/2					
2915	WK20	WK20	Use TAIS.303654.001		-			



No.	Part# Short	Part# Long	Description	Weight, Kg	Price	Part number on the diagram	Diagram	Part Image
2916	WK8422	WK842/2	Secondary fuel filter new style (fine filtering) (FT020-1117010; WP4121; T6101))	0.425	19.82	#11		
2917	WL1500	WL1500	Use 574537 or 574093					
2918	XBL01558VT	XBL01558VT	Use 2601004063					
2919	XFWR26	XFWR26	Wiper rubber					
2920	XX0C173VTT361	XX0C173-VTT-3-61	Control Cable 1200 mm		183.23			
2921	XX3405	XX3405	Bushing		56.39			
2922	XXHSELG40	XXHSELG40	Seal kit		108.23			
2923	XXHSELG50	XXHSELG50	Seal kit		114.23			
2924	XXKRCH4007	XXKRCH4007	50 inch kmw cable		244.58			
2925	XXPC26B	XXPC26B	Block Heater		92.18			
2926	XXU25114	XXU25114	Union to connect K-34 hose to MTZ Metric		35.78			